

Ector County Independent School District

Gale Pond Alamo Elementary

2022-2023 Campus Improvement Plan

Accountability Rating: A

Distinction Designations:

Academic Achievement in Mathematics

Top 25 Percent: Comparative Academic Growth

Top 25 Percent: Comparative Closing the Gaps

Postsecondary Readiness



Board Goals

Board Goal 1: Through foundational excellence, talent development and the learning journey, the percentage of students achieving or exceeding the meets standard on state assessments will increase from 32% to 60% by May 2024 across all tested content areas.

Performance Objective 1: In math, the percentage of 4th grade students who meet or exceed their MAP growth projection will be 80%.





High Priority

Indicators of Success:

Growth (STAAR) - % of students who meet or exceed the STAAR progress measure - 2024 Goal: 75%, Growth (MAP) - % of student end of year RIT score met or exceeded individual growth projections based upon MAP - 2024 Goal: 58%, 3rd Grade Composite (reading and math) - % of 3rd grade students achieving the meets or exceeds standard in both reading and math on STAAR - 2024 Goal: 35%

Evaluation Data Sources: NWEA MAP (BOY, MOY, EOY) District Benchmarks, State Assessments, Circle Assessment

| Strategy 1 Details | Reviews | | | |
|---|-----------|-----|-----|-----------|
| <p>Strategy 1: We will monitor and disaggregate data during weekly PLCs. Data to include but not limited to SCAs, District Benchmarks, MAP data.</p> <p>Strategy's Expected Result/Impact: Evaluation of data creates a solid model for backwards planning and reteach.</p> <p>Staff Responsible for Monitoring: Admin, Instructional Coach, 4th grade team</p> <p>Title I: 2.4, 2.5, 2.6</p> <p>- TEA Priorities: Build a foundation of reading and math</p> <p>- ESF Levers: Lever 1: Strong School Leadership and Planning, Lever 5: Effective Instruction</p> <p>Funding Sources: - Title One School-wide - \$80,000</p> | Formative | | | Summative |
| | Oct | Jan | Mar | May |
| | | | | |

| Strategy 2 Details | Reviews | | | |
|--|-----------|-----|-----|-----------|
| <p>Strategy 2: Using beginning of the year MAP data and 2021 STAAR data students who would likely benefit from High Impact tutoring will be identified and participate weekly in virtual tutoring.</p> <p>Strategy's Expected Result/Impact: Tutoring will help fill learning gaps and support Tier 1 Instruction in the classroom.</p> <p>Staff Responsible for Monitoring: Admin, Instructional Coach, Teachers, Tutoring Vendor</p> <p>Title I: 2.4, 2.5, 2.6</p> <p>- TEA Priorities: Build a foundation of reading and math</p> <p>- ESF Levers: Lever 1: Strong School Leadership and Planning, Lever 5: Effective Instruction</p> | Formative | | | Summative |
| | Oct | Jan | Mar | May |
| | | | | |
| Strategy 3 Details | Reviews | | | |
| <p>Strategy 3: Teachers in grades K-5th will routinely and effectively use Lonestar Math as a introduction and spiral review for all students.</p> <p>Strategy's Expected Result/Impact: With consistent exposure to readiness TEKS, students will exhibit higher levels of success on all assessments.</p> <p>Staff Responsible for Monitoring: Admin, Instructional Coach, Teachers</p> <p>Title I: 2.4, 2.5, 2.6</p> <p>- TEA Priorities: Build a foundation of reading and math</p> <p>- ESF Levers: Lever 1: Strong School Leadership and Planning, Lever 5: Effective Instruction</p> | Formative | | | Summative |
| | Oct | Jan | Mar | May |
| | | | | |
| <div style="display: flex; justify-content: space-around; align-items: center;"> <div style="text-align: center;">  No Progress </div> <div style="text-align: center;">  Accomplished </div> <div style="text-align: center;">  Continue/Modify </div> <div style="text-align: center;">  Discontinue </div> </div> | | | | |

Board Goal 1: Through foundational excellence, talent development and the learning journey, the percentage of students achieving or exceeding the meets standard on state assessments will increase from 32% to 60% by May 2024 across all tested content areas.





Performance Objective 2: In reading, the percentage of 3rd grade students who meet or exceed their MAP growth projection will be 75%.

Indicators of Success:

Growth (STAAR) - % of students who meet or exceed the STAAR progress measure - 2024 Goal: 75%, Growth (MAP) - % of student end of year RIT score met or exceeded individual growth projections based upon MAP - 2024 Goal: 58%, 3rd Grade Composite (reading and math) - % of 3rd grade students achieving the meets or exceeds standard in both reading and math on STAAR - 2024 Goal: 35%

Evaluation Data Sources: MAP, District Benchmarks, SCAs, Istation

| Strategy 1 Details | Reviews | | | |
|--|-----------|-----|-----|-----------|
| <p>Strategy 1: All students will Istation test at the beginning of each month with an on grade level goal of 80% each month.</p> <p>Strategy's Expected Result/Impact: Through effective and consistent use of Istation, foundational reading skills will improve.</p> <p>Staff Responsible for Monitoring: Admin, Instructional Coach, Teachers</p> <p>Title I: 2.4, 2.5, 2.6</p> <p>- TEA Priorities: Build a foundation of reading and math</p> <p>- ESF Levers: Lever 5: Effective Instruction</p> | Formative | | | Summative |
| | Oct | Jan | Mar | May |
| | | | | |
| Strategy 2 Details | Reviews | | | |
| <p>Strategy 2: We will monitor and disaggregate data during weekly PLCs. Data to include but not limited to SCAs, District Benchmarks, MAP data.</p> <p>Strategy's Expected Result/Impact: Evaluation of data creates a solid model for backwards planning and reteach.</p> <p>Staff Responsible for Monitoring: Admin, Instructional Coach, 4th grade team</p> <p>Title I: 2.4, 2.5, 2.6</p> | Formative | | | Summative |
| | Oct | Jan | Mar | May |
| | | | | |

| Strategy 3 Details | Reviews | | | |
|--|-----------|-----|-----|-----------|
| <p>Strategy 3: Using beginning of the year MAP data and 2021 STAAR data students who would likely benefit from High Impact tutoring will be identified and participate weekly in virtual tutoring.</p> <p>Strategy's Expected Result/Impact: Tutoring will help fill learning gaps and support Tier 1 Instruction in the classroom.</p> <p>Staff Responsible for Monitoring: Admin, Instructional Coach, Teachers, Tutoring Vendor</p> <p>Title I: 2.4, 2.5, 2.6</p> <p>- TEA Priorities: Build a foundation of reading and math</p> <p>- ESF Levers: Lever 1: Strong School Leadership and Planning, Lever 5: Effective Instruction</p> | Formative | | | Summative |
| | Oct | Jan | Mar | May |
| | | | | |
| <div style="display: flex; justify-content: space-around; align-items: center;"> <div style="text-align: center;">  No Progress </div> <div style="text-align: center;">  Accomplished </div> <div style="text-align: center;">  Continue/Modify </div> <div style="text-align: center;">  Discontinue </div> </div> | | | | |

Board Goal 1: Through foundational excellence, talent development and the learning journey, the percentage of students achieving or exceeding the meets standard on state assessments will increase from 32% to 60% by May 2024 across all tested content areas.

Performance Objective 3: By the end of the year, 75% of our Economically Disadvantaged students will score meets or higher on the STAAR Reading Test.





High Priority

Indicators of Success:

Growth (STAAR) - % of students who meet or exceed the STAAR progress measure - 2024 Goal: 75%, Academic Gaps - The performance of ECISD student subgroups compared to their peers across the state of Texas (Domain 3) - 2024 Goal: 51%

Evaluation Data Sources: Istation, MAP, District Benchmarks, SCAs, Interim Assessments

| Strategy 1 Details | Reviews | | | |
|--|------------------|------------|------------|------------------|
| <p>Strategy 1: We will monitor and disaggregate data during weekly PLCs. Data to include but not limited to SCAs, District Benchmarks, MAP data.</p> <p>Strategy's Expected Result/Impact: Evaluation of data creates a solid model for backwards planning and reteach.</p> <p>Staff Responsible for Monitoring: Admin, Instructional Coach, 4th grade team</p> <p>Title I: 2.4, 2.5, 2.6</p> | Formative | | | Summative |
| | Oct | Jan | Mar | May |
| | | | | |
| Strategy 2 Details | Reviews | | | |
| <p>Strategy 2: Using beginning of the year MAP data and 2021 STAAR data students who would likely benefit from High Impact tutoring will be identified and participate weekly in virtual tutoring.</p> <p>Strategy's Expected Result/Impact: Tutoring will help fill learning gaps and support Tier 1 Instruction in the classroom.</p> <p>Staff Responsible for Monitoring: Admin, Instructional Coach, Teachers, Tutoring Vendor</p> <p>Title I: 2.4, 2.5, 2.6</p> <p>- TEA Priorities: Build a foundation of reading and math</p> <p>- ESF Levers: Lever 1: Strong School Leadership and Planning, Lever 5: Effective Instruction</p> | Formative | | | Summative |
| | Oct | Jan | Mar | May |
| | | | | |

| Strategy 3 Details | Reviews | | | |
|--|-----------|-----|-----|-----------|
| <p>Strategy 3: Our SAS counselor will work closely with our Economically Disadvantaged students to ensure that their social / emotional needs are being addressed and met. The counselor will provide counseling and support as needed.</p> <p>Strategy's Expected Result/Impact: Through coordinate efforts, we will ensure students needs are met in all areas.</p> <p>Staff Responsible for Monitoring: Admin, SAS Counselor</p> <p>TEA Priorities: Improve low-performing schools - ESF Levers: Lever 3: Positive School Culture</p> | Formative | | | Summative |
| | Oct | Jan | Mar | May |
| | | | | |
| <div style="display: flex; justify-content: space-around; align-items: center;"> <div style="text-align: center;">  No Progress </div> <div style="text-align: center;">  Accomplished </div> <div style="text-align: center;">  Continue/Modify </div> <div style="text-align: center;">  Discontinue </div> </div> | | | | |

Board Goal 1: Through foundational excellence, talent development and the learning journey, the percentage of students achieving or exceeding the meets standard on state assessments will increase from 32% to 60% by May 2024 across all tested content areas.





Performance Objective 4: By the end of the year, the percentage of our Special Education students who score meets or higher on their STAAR test will be 40%.

Indicators of Success:

Growth (STAAR) - % of students who meet or exceed the STAAR progress measure - 2024 Goal: 75%, Academic Gaps - The performance of ECISD student subgroups compared to their peers across the state of Texas (Domain 3) - 2024 Goal: 51%

Evaluation Data Sources: STAAR, MAP, District Benchmarks, SCAs

| Strategy 1 Details | Reviews | | | |
|--|------------------|------------|------------|------------------|
| <p>Strategy 1: We will monitor and disaggregate data during weekly PLCs. Data to include but not limited to SCAs, District Benchmarks, MAP data.</p> <p>Strategy's Expected Result/Impact: Evaluation of data creates a solid model for backwards planning and reteach.</p> <p>Staff Responsible for Monitoring: Admin, Instructional Coach, 4th grade team</p> <p>Title I: 2.4, 2.5, 2.6</p> | Formative | | | Summative |
| | Oct | Jan | Mar | May |
| | | | | |
| Strategy 2 Details | Reviews | | | |
| <p>Strategy 2: Using beginning of the year MAP data and 2021 STAAR data students who would likely benefit from High Impact tutoring will be identified and participate weekly in virtual tutoring.</p> <p>Strategy's Expected Result/Impact: Tutoring will help fill learning gaps and support Tier 1 Instruction in the classroom.</p> <p>Staff Responsible for Monitoring: Admin, Instructional Coach, Teachers, Tutoring Vendor</p> <p>Title I: 2.4, 2.5, 2.6</p> <p>- TEA Priorities: Build a foundation of reading and math</p> <p>- ESF Levers: Lever 1: Strong School Leadership and Planning, Lever 5: Effective Instruction</p> | Formative | | | Summative |
| | Oct | Jan | Mar | May |
| | | | | |

| Strategy 3 Details | Reviews | | | |
|--|-----------|-----|-----|-----------|
| <p>Strategy 3: Teachers in grades K-5th will routinely and effectively use Lonestar Math as a introduction and spiral review for all students.</p> <p>Strategy's Expected Result/Impact: With consistent exposure to readiness TEKS, students will exhibit higher levels of success on all assessments.</p> <p>Staff Responsible for Monitoring: Admin, Instructional Coach, Teachers</p> <p>Title I: 2.4, 2.5, 2.6</p> <p>- TEA Priorities: Build a foundation of reading and math</p> <p>- ESF Levers: Lever 1: Strong School Leadership and Planning, Lever 5: Effective Instruction</p> | Formative | | | Summative |
| | Oct | Jan | Mar | May |
| | | | | |
| Strategy 4 Details | Reviews | | | |
| <p>Strategy 4: Our Special Education teacher will work closely with our grade level teachers to plan meaningful resource instruction that aligns with classroom instruction.</p> <p>Strategy's Expected Result/Impact: The Special Education teacher will be able to help address academic gaps in our Special Ed population while mirroring the classroom instruction.</p> <p>Staff Responsible for Monitoring: Admin, Teachers, Special Education Teacher</p> <p>TEA Priorities: Build a foundation of reading and math</p> <p>- ESF Levers: Lever 1: Strong School Leadership and Planning, Lever 5: Effective Instruction</p> | Formative | | | Summative |
| | Oct | Jan | Mar | May |
| | | | | |
| <div style="display: flex; justify-content: space-around; align-items: center;"> <div style="text-align: center;">  No Progress </div> <div style="text-align: center;">  Accomplished </div> <div style="text-align: center;">  Continue/Modify </div> <div style="text-align: center;">  Discontinue </div> </div> | | | | |





Board Goal 2: Through foundational excellence, talent development and the learning journey, the percentage of 3rd grade students reading at or above grade level will increase from 35% to 45% by May 2024.

Performance Objective 1: By the end of the year, the percentage of students in kinder that meet or exceed their growth will be 80%.

Indicators of Success:

Kindergarten Readiness - % of students meeting kindergarten readiness benchmark - 2024 Goal: 65%, 3rd Grade Composite (reading and math) - % of 3rd grade students achieving the meets or exceeds standard in both reading and math on STAAR - 2024 Goal: 35%

Evaluation Data Sources: NWEA MAP

| Strategy 1 Details | Reviews | | | |
|---|------------------|------------|------------|------------------|
| <p>Strategy 1: We will monitor and disaggregate data during weekly PLCs. Data to include but not limited to SCAs, District Benchmarks, MAP data.</p> <p>Strategy's Expected Result/Impact: Evaluation of data creates a solid model for backwards planning and reteach.</p> <p>Staff Responsible for Monitoring: Admin, Instructional Coach, Teachers</p> <p>Title I: 2.4, 2.5, 2.6</p> | Formative | | | Summative |
| | Oct | Jan | Mar | May |
| | | | | |
| Strategy 2 Details | Reviews | | | |
| <p>Strategy 2: Students will take the monthly assessment in Istation and meet weekly Istation time requirements based off of this assessment.</p> <p>Strategy's Expected Result/Impact: Istation will help students with foundational skills.</p> <p>Staff Responsible for Monitoring: Admin, Teachers, Instructional Coach</p> <p>Title I: 2.4, 2.5, 2.6</p> <p>- TEA Priorities: Build a foundation of reading and math</p> <p>- ESF Levers: Lever 5: Effective Instruction</p> | Formative | | | Summative |
| | Oct | Jan | Mar | May |
| | | | | |
| <p style="text-align: center;">  No Progress  Accomplished  Continue/Modify  Discontinue </p> | | | | |





Board Goal 2: Through foundational excellence, talent development and the learning journey, the percentage of 3rd grade students reading at or above grade level will increase from 35% to 45% by May 2024.

Performance Objective 2: By the end of the year, the percentage of students in first grade that meet or exceed their growth will be 90%.

Indicators of Success:

3rd Grade Composite (reading and math) - % of 3rd grade students achieving the meets or exceeds standard in both reading and math on STAAR - 2024 Goal: 35%

Evaluation Data Sources: NWEA MAP

| Strategy 1 Details | Reviews | | | |
|--|------------------|------------|------------|------------------|
| <p>Strategy 1: We will monitor and disaggregate data during weekly PLCs. Data to include but not limited to SCAs, District Benchmarks, MAP data.</p> <p>Strategy's Expected Result/Impact: Evaluation of data creates a solid model for backwards planning and reteach.</p> <p>Staff Responsible for Monitoring: Admin, Instructional Coach, Teachers</p> <p>Title I: 2.4, 2.5, 2.6</p> | Formative | | | Summative |
| | Oct | Jan | Mar | May |
| | | | | |
| Strategy 2 Details | Reviews | | | |
| <p>Strategy 2: Students will take the monthly assessment in Istation and meet weekly Istation time requirements based off of this assessment.</p> <p>Strategy's Expected Result/Impact: Istation will help students with foundational skills.</p> <p>Staff Responsible for Monitoring: Admin, Teachers, Instructional Coach</p> <p>Title I: 2.4, 2.5, 2.6</p> <p>- TEA Priorities: Build a foundation of reading and math</p> <p>- ESF Levers: Lever 5: Effective Instruction</p> | Formative | | | Summative |
| | Oct | Jan | Mar | May |
| | | | | |
| <div style="display: flex; justify-content: space-around; align-items: center;"> <div style="text-align: center;">  No Progress </div> <div style="text-align: center;">  Accomplished </div> <div style="text-align: center;">  Continue/Modify </div> <div style="text-align: center;">  Discontinue </div> </div> | | | | |





Board Goal 2: Through foundational excellence, talent development and the learning journey, the percentage of 3rd grade students reading at or above grade level will increase from 35% to 45% by May 2024.

Performance Objective 3: By the end of the year, the percentage of students in second grade that meet or exceed their growth will be 90%.

Indicators of Success:

3rd Grade Composite (reading and math) - % of 3rd grade students achieving the meets or exceeds standard in both reading and math on STAAR - 2024 Goal: 35%

Evaluation Data Sources: NWEA MAP

| Strategy 1 Details | Reviews | | | |
|--|------------------|------------|------------|------------------|
| <p>Strategy 1: We will monitor and disaggregate data during weekly PLCs. Data to include but not limited to SCAs, District Benchmarks, MAP data.</p> <p>Strategy's Expected Result/Impact: Evaluation of data creates a solid model for backwards planning and reteach.</p> <p>Staff Responsible for Monitoring: Admin, Instructional Coach, Teachers</p> <p>Title I: 2.4, 2.5, 2.6</p> | Formative | | | Summative |
| | Oct | Jan | Mar | May |
| | | | | |
| Strategy 2 Details | Reviews | | | |
| <p>Strategy 2: Students will take the monthly assessment in Istation and meet weekly Istation time requirements based off of this assessment.</p> <p>Strategy's Expected Result/Impact: Istation will help students with foundational skills.</p> <p>Staff Responsible for Monitoring: Admin, Teachers, Instructional Coach</p> <p>Title I: 2.4, 2.5, 2.6</p> <p>- TEA Priorities: Build a foundation of reading and math</p> <p>- ESF Levers: Lever 5: Effective Instruction</p> | Formative | | | Summative |
| | Oct | Jan | Mar | May |
| | | | | |
| <div style="display: flex; justify-content: space-around; align-items: center;"> <div style="text-align: center;">  No Progress </div> <div style="text-align: center;">  Accomplished </div> <div style="text-align: center;">  Continue/Modify </div> <div style="text-align: center;">  Discontinue </div> </div> | | | | |





Board Goal 2: Through foundational excellence, talent development and the learning journey, the percentage of 3rd grade students reading at or above grade level will increase from 35% to 45% by May 2024.

Performance Objective 4: By the end of the year, the percentage of students in third grade that meet or exceed their growth will be 85%.

Indicators of Success:

3rd Grade Composite (reading and math) - % of 3rd grade students achieving the meets or exceeds standard in both reading and math on STAAR - 2024 Goal: 35%

Evaluation Data Sources: NWEA MAP

| Strategy 1 Details | Reviews | | | |
|--|------------------|------------|------------|------------------|
| <p>Strategy 1: We will monitor and disaggregate data during weekly PLCs. Data to include but not limited to SCAs, District Benchmarks, MAP data.</p> <p>Strategy's Expected Result/Impact: Evaluation of data creates a solid model for backwards planning and reteach.</p> <p>Staff Responsible for Monitoring: Admin, Instructional Coach, Teachers</p> <p>Title I: 2.4, 2.5, 2.6</p> | Formative | | | Summative |
| | Oct | Jan | Mar | May |
| | | | | |
| Strategy 2 Details | Reviews | | | |
| <p>Strategy 2: Students will take the monthly assessment in Istation and meet weekly Istation time requirements based off of this assessment.</p> <p>Strategy's Expected Result/Impact: Istation will help students with foundational skills.</p> <p>Staff Responsible for Monitoring: Admin, Teachers, Instructional Coach</p> <p>Title I: 2.4, 2.5, 2.6</p> <p>- TEA Priorities: Build a foundation of reading and math</p> <p>- ESF Levers: Lever 5: Effective Instruction</p> | Formative | | | Summative |
| | Oct | Jan | Mar | May |
| | | | | |
| <div style="display: flex; justify-content: space-around; align-items: center;">  No Progress  Accomplished  Continue/Modify  Discontinue </div> | | | | |

Board Goal 2: Through foundational excellence, talent development and the learning journey, the percentage of 3rd grade students reading at or above grade level will increase from 35% to 45% by May 2024.





Performance Objective 5: By the end of the year, the percentage of third grade students who receive Meets or higher on STAAR will be 75%.

Indicators of Success:

3rd Grade Composite (reading and math) - % of 3rd grade students achieving the meets or exceeds standard in both reading and math on STAAR - 2024 Goal: 35%

Evaluation Data Sources: STAAR, MAP, District Benchmarks, Interim Assessments, SCAs

| Strategy 1 Details | Reviews | | | |
|---|------------------|------------|------------|------------------|
| <p>Strategy 1: We will monitor and disaggregate data during weekly PLCs. Data to include but not limited to SCAs, District Benchmarks, MAP data.</p> <p>Strategy's Expected Result/Impact: Evaluation of data creates a solid model for backwards planning and reteach.</p> <p>Staff Responsible for Monitoring: Admin, Instructional Coach, Teachers</p> <p>Title I: 2.4, 2.5, 2.6</p> | Formative | | | Summative |
| | Oct | Jan | Mar | May |
| | | | | |
| Strategy 2 Details | Reviews | | | |
| <p>Strategy 2: Students will take the monthly assessment in Istation and meet weekly Istation time requirements based off of this assessment.</p> <p>Strategy's Expected Result/Impact: Istation will help students with foundational skills.</p> <p>Staff Responsible for Monitoring: Admin, Teachers, Instructional Coach</p> <p>Title I: 2.4, 2.5, 2.6</p> <p>- TEA Priorities: Build a foundation of reading and math</p> <p>- ESF Levers: Lever 5: Effective Instruction</p> | Formative | | | Summative |
| | Oct | Jan | Mar | May |
| | | | | |

| Strategy 3 Details | Reviews | | | |
|--|-----------|-----|-----|-----------|
| <p>Strategy 3: Using beginning of the year MAP data and 2021 STAAR data students who would likely benefit from High Impact tutoring will be identified and participate weekly in virtual tutoring.</p> <p>Strategy's Expected Result/Impact: Tutoring will help fill learning gaps and support Tier 1 Instruction in the classroom.</p> <p>Staff Responsible for Monitoring: Admin, Instructional Coach, Teachers, Tutoring Vendor</p> <p>Title I: 2.4, 2.5, 2.6</p> <p>- TEA Priorities: Build a foundation of reading and math</p> <p>- ESF Levers: Lever 1: Strong School Leadership and Planning, Lever 5: Effective Instruction</p> | Formative | | | Summative |
| | Oct | Jan | Mar | May |
| | | | | |
| <div style="display: flex; justify-content: space-around; align-items: center;">  No Progress  Accomplished  Continue/Modify  Discontinue </div> | | | | |

Board Goal 3: Through foundational excellence, talent development and the learning journey, the percentage of high school graduates considered College, Career or Military Ready will increase from 56% to 65% by May 2024.





Performance Objective 1: By the end of the year, our School Connectedness indicator, as assessed by the student survey in Panorama, will be at 85%.

Indicators of Success:

School Connectedness - The belief held by students that adults and peers in the school care about their learning as well as about them as individuals - 2024 Goal: 63%

Evaluation Data Sources: Panorama Survey

| Strategy 1 Details | Reviews | | | |
|--|------------------|------------|------------|------------------|
| <p>Strategy 1: The campus will implement 7 Mindsets SEL curriculum with fidelity. Strategy's Expected Result/Impact: Students will have a better understanding of connectedness. Staff Responsible for Monitoring: Admin, Teachers</p> <p>Title I: 2.5, 2.6 - TEA Priorities: Connect high school to career and college - ESF Levers: Lever 3: Positive School Culture</p> | Formative | | | Summative |
| | Oct | Jan | Mar | May |
| | | | | |
| Strategy 2 Details | Reviews | | | |
| <p>Strategy 2: The campus will facilitate connectedness through Magnet groups / clubs and the junior VIP program. Strategy's Expected Result/Impact: Students will feel more connected with staff and other students on the campus that share similar interests. Staff Responsible for Monitoring: Admin, Teachers, Staff</p> <p>Title I: 2.5, 2.6 - TEA Priorities: Connect high school to career and college - ESF Levers: Lever 3: Positive School Culture</p> | Formative | | | Summative |
| | Oct | Jan | Mar | May |
| | | | | |

| Strategy 3 Details | Reviews | | | |
|--|-----------|-----|-----|-----------|
| <p>Strategy 3: The campus will host family engagement events throughout the year, to help build a sense of community that has been lost since COVID.</p> <p>Strategy's Expected Result/Impact: Families will feel more connected to the campus and vice versa. Build a team approach for working with students.</p> <p>Staff Responsible for Monitoring: Admin</p> <p>Title I: 4.1, 4.2</p> <p>- TEA Priorities: Improve low-performing schools</p> <p>- ESF Levers: Lever 3: Positive School Culture</p> <p>Funding Sources: - Title One School- Improvement - \$987</p> | Formative | | | Summative |
| | Oct | Jan | Mar | May |
| | | | | |
| <div style="display: flex; justify-content: space-around; align-items: center;">  No Progress  Accomplished  Continue/Modify  Discontinue </div> | | | | |





Board Goal 3: Through foundational excellence, talent development and the learning journey, the percentage of high school graduates considered College, Career or Military Ready will increase from 56% to 65% by May 2024.

Performance Objective 2: By the end of the year, our campus survey will have a belonging score of 75%.

Indicators of Success:

School Connectedness - The belief held by students that adults and peers in the school care about their learning as well as about them as individuals - 2024 Goal: 63%

Evaluation Data Sources: Panorama

| Strategy 1 Details | Reviews | | | |
|--|------------------|------------|------------|------------------|
| <p>Strategy 1: The campus will work to facilitate more opportunities for teachers to collaborate and team build through 1/2 day PDs.</p> <p>Strategy's Expected Result/Impact: Teachers will deepen their sense of community.</p> <p>Staff Responsible for Monitoring: Admin</p> <p>TEA Priorities: Recruit, support, retain teachers and principals</p> <p>- ESF Levers: Lever 3: Positive School Culture</p> | Formative | | | Summative |
| | Oct | Jan | Mar | May |
| | | | | |
| Strategy 2 Details | Reviews | | | |
| <p>Strategy 2: The campus will facilitate more staff appreciation events, days and activities with a focus on staff well being and self care.</p> <p>Strategy's Expected Result/Impact: Teachers level of feeling appreciated will rise and their stress levels lessened.</p> <p>Staff Responsible for Monitoring: Admin</p> <p>TEA Priorities: Recruit, support, retain teachers and principals</p> <p>- ESF Levers: Lever 3: Positive School Culture</p> | Formative | | | Summative |
| | Oct | Jan | Mar | May |
| | | | | |
| <div style="display: flex; justify-content: space-around; align-items: center;">  No Progress  Accomplished  Continue/Modify  Discontinue </div> | | | | |





Board Goal 3: Through foundational excellence, talent development and the learning journey, the percentage of high school graduates considered College, Career or Military Ready will increase from 56% to 65% by May 2024.

Performance Objective 3: By the end of the year our campus will provide two trainings on effective AVID levels of questions to promote higher order thinking.

Indicators of Success:

College, Career, and Military Readiness - % of current seniors meeting at least one accountability indicator by the fall of their senior year - 2024 Goal: 27%

Evaluation Data Sources: PLCS

| Strategy 1 Details | Reviews | | | |
|--|-----------|-----|-----|-----------|
| <p>Strategy 1: Our instructional coach will provide training to teachers during PLCs over Depth of Knowledge. Strategy's Expected Result/Impact: Teachers, especially new teachers will gain a deeper understanding about the types of questions they ask. Staff Responsible for Monitoring: Admin, Instructional Coach, Teachers</p> <p>Title I: 2.4, 2.5, 2.6 - TEA Priorities: Recruit, support, retain teachers and principals - ESF Levers: Lever 5: Effective Instruction</p> | Formative | | | Summative |
| | Oct | Jan | Mar | May |
| | | | | |
| Strategy 2 Details | Reviews | | | |
| <p>Strategy 2: Our campus representative will attend monthly AVID coordinator meetings to develop strategies for effective questioning. Strategy's Expected Result/Impact: The teacher will be able to share effective questioning strategies with co workers. Staff Responsible for Monitoring: Admin, AVID Coordinator</p> <p>TEA Priorities: Recruit, support, retain teachers and principals, Connect high school to career and college - ESF Levers: Lever 5: Effective Instruction</p> | Formative | | | Summative |
| | Oct | Jan | Mar | May |
| | | | | |
| <div style="display: flex; justify-content: space-around; align-items: center;">  No Progress  Accomplished  Continue/Modify  Discontinue </div> | | | | |