

**SOUTHWEST TEXAS JUNIOR COLLEGE
STATEMENT OF REVENUE AND EXPENDITURES
FOR THE TEN MONTHS ENDED JUNE 30, 2012
UNAUDITED**

| | <u>Budgeted</u> | <u>Current Month</u> | <u>YTD</u> | <u>Budget Balance</u> | <u>Page Reference</u> |
|--|-------------------------|--------------------------|-------------------------|---------------------------|---------------------------|
| Revenue | | | | | |
| Education & General | | | | | |
| State Funds | \$ 8,803,720.00 | \$ 738,869.34 | \$ 7,199,076.06 | \$ 1,604,643.94 | 2 |
| Federal Funds | 2,526,926.00 | 191,099.13 | 2,106,717.94 | 420,208.06 | 2 |
| Local Funds | 15,550,211.00 | 915,780.08 | 14,988,692.40 | 561,518.60 | 3 |
| Sales & Services of Educ. Dept. | 9,000.00 | 914.33 | 9,052.82 | (52.82) | 3 |
| Miscellaneous | 1,816,237.00 | 188,149.42 | 1,674,481.89 | 141,755.11 | 3 |
| Total Educational & General | \$ 28,706,094.00 | \$ 2,034,812.30 | \$ 25,978,021.11 | \$ 2,728,072.89 | 3 |
| Student Aid | \$ 13,418,505.00 | \$ 246,039.47 | \$ 12,113,742.72 | \$ 1,304,762.28 | 3 |
| Auxiliary Enterprises | \$ 1,679,752.00 | \$ 67,124.18 | \$ 1,344,901.97 | \$ 334,850.03 | 4 |
| Total Income | \$ 43,804,351.00 | \$ 2,347,975.95 | \$ 39,436,665.80 | \$ 4,367,685.20 | 4 |
| Expenditures | | | | | |
| Education & General | | | | | |
| General Administration | \$ 1,082,478.01 | \$ 85,105.67 | \$ 827,953.65 | \$ 254,524.36 | 4 |
| Student Services and Admissions | 1,570,003.95 | 128,697.61 | 1,361,325.26 | 208,678.69 | 4 |
| General Institutional | 2,876,266.30 | 270,715.45 | 2,585,636.96 | 290,629.34 | 5 |
| Staff Benefits | 3,668,961.00 | 257,142.68 | 2,640,518.49 | 1,028,442.51 | 6 |
| Resident Instruction - Academic | 6,888,084.82 | 327,893.95 | 6,208,369.07 | 679,715.75 | 6 |
| Divisional Operating - Academic | 481,205.56 | 34,692.66 | 360,150.36 | 121,055.20 | 7 |
| Resident Instruction - Tech. Voc. | 2,427,777.70 | 40,608.21 | 2,473,059.81 | (45,282.11) | 8 |
| Divisional Operating - Tech. Voc. | 444,677.46 | 32,293.49 | 379,691.71 | 64,985.75 | 8 |
| Work Force Training & Development | 1,099,336.99 | 99,860.34 | 926,047.49 | 173,289.50 | 9 |
| Library and Instructional Media | 603,424.88 | 52,405.06 | 474,728.08 | 128,696.80 | 9 |
| Extension & Public Service | 1,855,584.00 | 208,364.37 | 1,646,914.61 | 208,669.39 | 9 |
| Special Items | 835,716.00 | 39,496.12 | 878,928.84 | (43,212.84) | 10 |
| Physical Plant Maintenance and Oper. | 3,011,762.04 | 245,566.78 | 2,451,066.31 | 560,695.73 | 10 |
| Debt Service | 679,113.00 | - | 704,079.40 | (24,966.40) | 10 |
| Extension Center Facilities | 1,290,500.00 | 102,869.00 | 1,026,601.77 | 263,898.23 | 10 |
| Total Educational & General | \$ 28,814,891.71 | \$ 1,925,711.39 | \$ 24,945,071.81 | \$ 3,869,819.90 | 10 |
| Student Aid | \$ 13,868,505.00 | \$ 251,587.86 | \$ 12,461,565.28 | \$ 1,406,939.72 | 11 |
| Auxiliary Enterprises | \$ 1,561,468.36 | \$ 102,113.07 | \$ 1,478,359.20 | \$ 83,109.16 | 11 |
| Total Expenditures | \$ 44,244,865.07 | \$ 2,279,412.32 | \$ 38,884,996.29 | \$ 5,359,868.78 | 11 |
| Excess Revenue / (Expenditures) | \$ (440,514.07) | \$ 68,563.63 | \$ 551,669.51 | | |
| Cash and Certificate of Deposit Balance | | | \$ 10,505,633.25 | | |

SOUTHWEST TEXAS JUNIOR COLLEGE
STATEMENT OF REVENUE AND EXPENDITURES
FOR THE TEN MONTHS ENDED JUNE 30, 2012
UNAUDITED

| <u>INCOME</u> | <u>BUDGETED</u> | <u>CURRENT MONTH</u> | <u>Y T D</u> | <u>BUDGET BALANCE</u> |
|--|---------------------|--------------------------|---------------------|---------------------------|
| <u>Education & General Income:</u> | | | | |
| State Funds: | | | | |
| State Appropriations - Academic | 5,100,878.00 | 427,129.99 | 4,271,299.90 | 829,578.10 |
| State Appropriations - Tech Voc | 2,206,089.00 | 169,605.68 | 1,696,056.80 | 510,032.20 |
| State Health Insurance | 893,961.00 | 41,927.67 | 786,524.70 | 107,436.30 |
| State Retirement Matching | 438,418.00 | 52,061.46 | 113,159.83 | 325,258.17 |
| State Contracts: | | | | |
| Adult Basic Education | 122,602.00 | 39,316.96 | 135,688.72 | (13,086.72) |
| TANF | 41,772.00 | 6,212.49 | 38,460.94 | 3,311.06 |
| THECB AVID | - | 2,350.00 | 81,380.62 | (81,380.62) |
| Nursing At Risk | - | 265.09 | 76,504.55 | (76,504.55) |
| Total State Funds | <u>8,803,720.00</u> | <u>738,869.34</u> | <u>7,199,076.06</u> | <u>1,604,643.94</u> |
| Federal Funds: | | | | |
| ABE - TANF | 80,462.00 | 4,467.85 | 79,661.52 | 800.48 |
| Adult Basic Education | 646,017.00 | 13,013.65 | 603,905.50 | 42,111.50 |
| ABE - In Service | - | 2,370.40 | 15,363.15 | (15,363.15) |
| ABE - Civics | 102,000.00 | 29,229.70 | 108,465.96 | (6,465.96) |
| Student Support Services | 320,634.00 | 20,435.47 | 232,159.83 | 88,474.17 |
| Educational Opportunity Center | 299,597.00 | 14,722.01 | 165,218.61 | 134,378.39 |
| Upward Bound | 242,500.00 | 67,746.21 | 178,945.61 | 63,554.39 |
| Title V | 550,074.00 | 22,572.37 | 445,358.08 | 104,715.92 |
| College Bound | - | 2,232.81 | 1,954.09 | (1,954.09) |
| Carl Perkins - Technical-Vocational | 285,642.00 | 14,308.66 | 275,685.59 | 9,956.41 |
| Total Federal Funds | <u>2,526,926.00</u> | <u>191,099.13</u> | <u>2,106,717.94</u> | <u>420,208.06</u> |

**SOUTHWEST TEXAS JUNIOR COLLEGE
STATEMENT OF REVENUE AND EXPENDITURES
FOR THE TEN MONTHS ENDED JUNE 30, 2012
UNAUDITED**

| | <u>BUDGETED</u> | <u>CURRENT MONTH</u> | <u>Y T D</u> | <u>BUDGET BALANCE</u> |
|------------------------------------|----------------------|--------------------------|----------------------|---------------------------|
| Local Funds: | | | | |
| Lumina Foundation | 300,000.00 | 7,450.30 | 82,974.42 | 217,025.58 |
| Geoforce | - | 1,166.52 | 4,116.26 | (4,116.26) |
| Workforce Education | 1,235,835.00 | 102,425.00 | 1,021,906.29 | 213,928.71 |
| Tuition | 5,537,376.00 | 389,319.25 | 5,840,555.43 | (303,179.43) |
| Fees | 7,009,000.00 | 421,780.33 | 6,510,539.31 | 498,460.69 |
| Less: Tuition & Fees Discounts | (810,000.00) | (42,880.47) | (874,815.20) | 64,815.20 |
| Taxes | 2,278,000.00 | 36,519.15 | 2,403,415.89 | (125,415.89) |
| Total Local Funds | <u>15,550,211.00</u> | <u>915,780.08</u> | <u>14,988,692.40</u> | <u>561,518.60</u> |
| Sales and Services of Educ. Depts: | 9,000.00 | 914.33 | 9,052.82 | (52.82) |
| Miscellaneous Income: | | | | |
| Sul Ross Space Rental | 1,298,037.00 | 108,169.78 | 1,081,697.80 | 216,339.20 |
| Sul Ross Library Service | 142,200.00 | 11,850.00 | 118,500.00 | 23,700.00 |
| Interest | 15,000.00 | 1,624.21 | 20,724.16 | (5,724.16) |
| Indirect Cost Recovery | 75,000.00 | 15,233.99 | 128,400.03 | (53,400.03) |
| Library | 20,000.00 | 629.20 | 10,936.20 | 9,063.80 |
| Testing | 150,000.00 | 13,446.00 | 117,156.81 | 32,843.19 |
| Miscellaneous | 116,000.00 | 37,196.24 | 197,066.89 | (81,066.89) |
| Total Misc. Income | <u>1,816,237.00</u> | <u>188,149.42</u> | <u>1,674,481.89</u> | <u>141,755.11</u> |
| Total Educational & Gen'l Income | <u>28,706,094.00</u> | <u>2,034,812.30</u> | <u>25,978,021.11</u> | <u>2,728,072.89</u> |
| Student Aid Income: | | | | |
| College Work Study | 200,430.00 | 17,534.19 | 209,849.88 | (9,419.88) |
| Pell Grant | 12,000,000.00 | 196,559.28 | 8,582,595.64 | 3,417,404.36 |
| Direct Student loan | - | 32,724.00 | 2,386,599.00 | (2,386,599.00) |
| Texas Grant | 783,075.00 | (1,890.00) | 793,515.00 | (10,440.00) |
| SEOG & Other Tuition Grants | 435,000.00 | 1,112.00 | 141,183.20 | 293,816.80 |
| Total Student Aid Income | <u>13,418,505.00</u> | <u>246,039.47</u> | <u>12,113,742.72</u> | <u>1,304,762.28</u> |

**SOUTHWEST TEXAS JUNIOR COLLEGE
STATEMENT OF REVENUE AND EXPENDITURES
FOR THE TEN MONTHS ENDED JUNE 30, 2012
UNAUDITED**

| | <u>BUDGETED</u> | <u>CURRENT MONTH</u> | <u>Y T D</u> | <u>BUDGET BALANCE</u> |
|--|----------------------|--------------------------|----------------------|---------------------------|
| Auxiliary Enterprise Income: | | | | |
| Dormitory Rentals | 330,000.00 | 20,772.42 | 323,709.95 | 6,290.05 |
| Bookstore Sales | 671,752.00 | - | 221,149.25 | 450,602.75 |
| Bookstore Commission | - | - | 120,000.00 | (120,000.00) |
| Food Service Sales | 555,000.00 | 29,738.00 | 505,950.03 | 49,049.97 |
| Vending Machines | 5,000.00 | 1,117.42 | 8,088.13 | (3,088.13) |
| Interest | 2,000.00 | 220.19 | 2,545.50 | (545.50) |
| SWTNet | 15,000.00 | - | 15,300.00 | (300.00) |
| Daycare | 100,000.00 | 15,303.82 | 132,663.74 | (32,663.74) |
| Miscellaneous | 1,000.00 | (27.67) | 15,495.37 | (14,495.37) |
| Total Auxiliary Enterprise Income | <u>1,679,752.00</u> | <u>67,124.18</u> | <u>1,344,901.97</u> | <u>334,850.03</u> |
| TOTAL INCOME | <u>43,804,351.00</u> | <u>2,347,975.95</u> | <u>39,436,665.80</u> | <u>4,367,685.20</u> |
| <u>EXPENDITURES</u> | | | | |
| Educational and General Expenditures: | | | | |
| General Administration: | | | | |
| Governing Board | 125,000.00 | 195.09 | 11,673.94 | 113,326.06 |
| Executive Direction | 330,598.81 | 24,649.28 | 247,460.28 | 83,138.53 |
| Quality Enhancement Plan | 13,050.00 | - | 8,134.33 | 4,915.67 |
| Business Office | 613,829.20 | 60,261.30 | 560,685.10 | 53,144.10 |
| Total General Administration | <u>1,082,478.01</u> | <u>85,105.67</u> | <u>827,953.65</u> | <u>254,524.36</u> |
| Student Services and Admissions: | | | | |
| Registrar's Office | 319,855.95 | 27,968.82 | 256,451.70 | 63,404.25 |
| Student Services Office | 88,553.68 | 6,295.60 | 63,196.28 | 25,357.40 |
| Counseling | 286,609.64 | 29,893.92 | 297,925.91 | (11,316.27) |
| Financial Aid | 409,186.01 | 39,422.08 | 390,414.02 | 18,771.99 |
| Health Clinic | 52,302.41 | 3,917.22 | 40,008.59 | 12,293.82 |
| Student Activities | 264,845.60 | 11,047.22 | 205,322.02 | 59,523.58 |
| Student Recruitment | 122,611.88 | 7,470.26 | 85,827.73 | 36,784.15 |
| Student Support Services | 21,338.78 | 2,147.13 | 21,154.73 | 184.05 |
| Career Center | 4,700.00 | 535.36 | 1,024.28 | 3,675.72 |
| Total Student Services and Admissions | <u>1,570,003.95</u> | <u>128,697.61</u> | <u>1,361,325.26</u> | <u>208,678.69</u> |

**SOUTHWEST TEXAS JUNIOR COLLEGE
STATEMENT OF REVENUE AND EXPENDITURES
FOR THE TEN MONTHS ENDED JUNE 30, 2012
UNAUDITED**

| | <u>BUDGETED</u> | <u>CURRENT MONTH</u> | <u>Y T D</u> | <u>BUDGET BALANCE</u> |
|-----------------------------|---------------------|--------------------------|---------------------|---------------------------|
| General Institutional: | | | | |
| Public Information | 145,366.00 | 13,871.21 | 130,898.21 | 14,467.79 |
| Dues | 17,500.00 | - | 18,905.00 | (1,405.00) |
| Audit | 16,400.00 | - | 15,900.00 | 500.00 |
| Catalog | 16,500.00 | - | 6,688.00 | 9,812.00 |
| Commencement | 30,150.00 | 1,591.44 | 28,006.93 | 2,143.07 |
| Legal fees | 19,000.00 | 1,247.35 | 11,578.59 | 7,421.41 |
| Official Functions | 20,250.00 | 1,486.28 | 23,097.80 | (2,847.80) |
| Bad Debt | 75,000.00 | 31,382.68 | 141,131.98 | (66,131.98) |
| Printing Center | 114,764.00 | 8,888.45 | 150,093.60 | (35,329.60) |
| Word Processing Center | 650.00 | - | (439.50) | 1,089.50 |
| Computer Center | 605,424.99 | 24,021.31 | 392,393.12 | 213,031.87 |
| Network Management | 420,302.36 | 22,098.57 | 349,030.47 | 71,271.89 |
| Instructional IT Support | 202,015.76 | 38,321.39 | 224,841.26 | (22,825.50) |
| Distance Learning | 346,347.72 | 39,642.94 | 388,019.56 | (41,671.84) |
| Central Telephone | 224,867.00 | 22,836.07 | 173,963.75 | 50,903.25 |
| Central Mail Service | 8,268.34 | (7,453.78) | 9,884.99 | (1,616.65) |
| Safety Program | 5,000.00 | - | - | 5,000.00 |
| Tax Appraisal Districts | 110,000.00 | 26,996.63 | 102,675.98 | 7,324.02 |
| Faculty Development | 80,068.76 | 4,326.45 | 53,052.67 | 27,016.09 |
| Institutional Research | 66,740.93 | 6,024.29 | 60,120.17 | 6,620.76 |
| Institutional Effectiveness | 63,446.64 | 5,281.98 | 52,028.63 | 11,418.01 |
| Institutional Advancement | 77,161.84 | 5,121.06 | 52,261.11 | 24,900.73 |
| Testing | 210,566.96 | 25,031.13 | 201,504.64 | 9,062.32 |
| Recycling Program | 475.00 | - | - | 475.00 |
| Total General Institutional | <u>2,876,266.30</u> | <u>270,715.45</u> | <u>2,585,636.96</u> | <u>290,629.34</u> |

**SOUTHWEST TEXAS JUNIOR COLLEGE
STATEMENT OF REVENUE AND EXPENDITURES
FOR THE TEN MONTHS ENDED JUNE 30, 2012
UNAUDITED**

| | <u>BUDGETED</u> | <u>CURRENT MONTH</u> | <u>Y T D</u> | <u>BUDGET BALANCE</u> |
|------------------------------------|---------------------|--------------------------|---------------------|---------------------------|
| Staff Benefits: | | | | |
| Group Health Insurance | 2,593,961.00 | 235,876.66 | 2,062,010.70 | 531,950.30 |
| Worker's Comp. Ins. | 50,000.00 | 4,423.04 | 25,556.29 | 24,443.71 |
| Unemployment Comp. | 15,000.00 | - | - | 15,000.00 |
| FICA (Medicare) | 260,000.00 | 24,036.97 | 211,074.55 | 48,925.45 |
| State Retirement Matching | 750,000.00 | (7,193.99) | 341,876.95 | 408,123.05 |
| Total Staff Benefits | <u>3,668,961.00</u> | <u>257,142.68</u> | <u>2,640,518.49</u> | <u>1,028,442.51</u> |
| Resident Instruction - Academic: | | | | |
| Faculty Salaries | 4,088,341.69 | - | 3,993,387.65 | 94,954.04 |
| Evening and Summer Salaries | 1,725,244.14 | 238,320.14 | 1,310,421.04 | 414,823.10 |
| Instructional Administration | 534,798.54 | 48,292.65 | 488,612.02 | 46,186.52 |
| Del Rio Center Administration | 235,293.92 | 17,573.00 | 181,907.39 | 53,386.53 |
| Eagle Pass Center Administration | 181,980.28 | 16,051.13 | 151,389.99 | 30,590.29 |
| Other Outreach Administration | 122,426.25 | 7,657.03 | 82,650.98 | 39,775.27 |
| Total Resident Instruction - Acad. | <u>6,888,084.82</u> | <u>327,893.95</u> | <u>6,208,369.07</u> | <u>679,715.75</u> |

**SOUTHWEST TEXAS JUNIOR COLLEGE
STATEMENT OF REVENUE AND EXPENDITURES
FOR THE TEN MONTHS ENDED JUNE 30, 2012
UNAUDITED**

| | <u>BUDGETED</u> | <u>CURRENT MONTH</u> | <u>Y T D</u> | <u>BUDGET BALANCE</u> |
|---------------------------------------|-------------------|--------------------------|-------------------|---------------------------|
| Divisional Operating - Academic: | | | | |
| Biology | 85,275.85 | 5,479.25 | 59,395.70 | 25,880.15 |
| Business Administration | 9,636.62 | 478.14 | 3,848.18 | 5,788.44 |
| Journalism | 2,950.00 | 7.48 | 2,980.80 | (30.80) |
| Developmental Programs | 60,689.39 | 4,174.21 | 39,951.29 | 20,738.10 |
| Physical Education | 64,022.66 | 11,066.85 | 56,680.14 | 7,342.52 |
| College Success Skills | 3,500.00 | 72.02 | 2,420.95 | 1,079.05 |
| ESL | 6,000.00 | 585.50 | 14,664.39 | (8,664.39) |
| Humanities | 2,221.00 | - | 123.41 | 2,097.59 |
| Art | 7,087.37 | 444.80 | 4,504.38 | 2,582.99 |
| Theatre | 730.00 | 0.31 | 62.60 | 667.40 |
| Music | 9,366.00 | 301.36 | 2,516.97 | 6,849.03 |
| Dance | 990.00 | - | 1.60 | 988.40 |
| Spanish | 1,256.00 | 1.30 | 121.30 | 1,134.70 |
| Computer Science | 8,174.25 | 1,284.97 | 6,858.81 | 1,315.44 |
| English | 23,505.50 | 1,346.86 | 16,745.94 | 6,759.56 |
| Philosophy | 1,241.00 | 24.80 | 713.05 | 527.95 |
| Speech | 8,053.81 | 153.34 | 4,034.46 | 4,019.35 |
| Math | 19,961.25 | 1,103.35 | 16,058.52 | 3,902.73 |
| Student Success Center | 106,665.40 | 5,024.16 | 82,771.80 | 23,893.60 |
| Chemistry | 13,169.12 | 634.00 | 10,713.84 | 2,455.28 |
| Physics | 3,683.00 | 32.27 | 3,027.28 | 655.72 |
| Psychology | 12,508.50 | 805.79 | 9,146.16 | 3,362.34 |
| History | 11,899.57 | 374.53 | 9,259.64 | 2,639.93 |
| Sociology | 3,546.74 | 217.52 | 4,525.33 | (978.59) |
| Economics | 4,290.31 | 582.11 | 3,160.50 | 1,129.81 |
| Leadership | 1,710.00 | 57.95 | 691.16 | 1,018.84 |
| Government | 9,072.22 | 439.79 | 5,172.16 | 3,900.06 |
| Total Divisional Operating - Academic | <u>481,205.56</u> | <u>34,692.66</u> | <u>360,150.36</u> | <u>121,055.20</u> |

**SOUTHWEST TEXAS JUNIOR COLLEGE
STATEMENT OF REVENUE AND EXPENDITURES
FOR THE TEN MONTHS ENDED JUNE 30, 2012
UNAUDITED**

| | <u>BUDGETED</u> | <u>CURRENT MONTH</u> | <u>Y T D</u> | <u>BUDGET BALANCE</u> |
|---------------------------------------|---------------------|--------------------------|---------------------|---------------------------|
| Resident Instruction - Tech-Voc: | | | | |
| Faculty Salaries | 2,000,278.47 | - | 2,073,202.85 | (72,924.38) |
| Evening and Summer Salaries | 275,000.00 | 28,078.30 | 274,827.95 | 172.05 |
| Instructional Administration | 34,895.99 | 3,483.61 | 35,666.88 | (770.89) |
| Tech/Voc Director | 52,391.13 | 4,069.14 | 39,402.29 | 12,988.84 |
| Eagle Pass Center Administration | 33,884.96 | 2,447.75 | 24,477.50 | 9,407.46 |
| Del Rio Center Administration | 31,327.15 | 2,529.41 | 25,482.34 | 5,844.81 |
| Resident Instruction - Tech-Voc | <u>2,427,777.70</u> | <u>40,608.21</u> | <u>2,473,059.81</u> | <u>(45,282.11)</u> |
| Divisional Operating - Tech-Voc: | | | | |
| Teacher Preparation (AA) | 980.00 | - | - | 980.00 |
| Wildlife Management | 11,750.00 | 528.64 | 11,089.68 | 660.32 |
| Teacher Aid (AAS) | 1,030.00 | - | - | 1,030.00 |
| Mid-Management | 13,389.59 | 192.20 | 10,285.44 | 3,104.15 |
| Computer Information Systems | 7,947.00 | 106.68 | 3,256.06 | 4,690.94 |
| Administrative Information Technology | 5,782.87 | 0.03 | 1,179.74 | 4,603.13 |
| Cosmetology | 27,194.00 | 3,727.01 | 19,836.43 | 7,357.57 |
| Auto Mechanics | 22,470.00 | 270.57 | 24,191.99 | (1,721.99) |
| Criminal Justice | 3,200.52 | 273.56 | 2,599.00 | 601.52 |
| Air-Conditioning | 14,800.00 | 92.55 | 16,100.89 | (1,300.89) |
| Diesel Technology | 10,020.00 | 189.80 | 11,887.05 | (1,867.05) |
| Welding | 15,110.00 | 3,126.42 | 26,107.37 | (10,997.37) |
| Construction | 5,940.00 | 531.92 | 9,003.18 | (3,063.18) |
| Radiologic Technology | 35,352.96 | 2,135.35 | 28,859.02 | 6,493.94 |
| Child Development | 5,199.94 | 365.31 | 2,753.01 | 2,446.93 |
| Auto Body | 18,675.00 | 162.22 | 20,599.51 | (1,924.51) |
| A D N | 74,012.00 | 13,486.76 | 81,206.84 | (7,194.84) |
| Licensed Vocational Nursing | 171,823.58 | 7,104.47 | 110,736.50 | 61,087.08 |
| Total Divisional Operating - Tech-Voc | <u>444,677.46</u> | <u>32,293.49</u> | <u>379,691.71</u> | <u>64,985.75</u> |

**SOUTHWEST TEXAS JUNIOR COLLEGE
STATEMENT OF REVENUE AND EXPENDITURES
FOR THE TEN MONTHS ENDED JUNE 30, 2012
UNAUDITED**

| | <u>BUDGETED</u> | <u>CURRENT MONTH</u> | <u>Y T D</u> | <u>BUDGET BALANCE</u> |
|---------------------------------------|---------------------|--------------------------|---------------------|---------------------------|
| Work Force Training & Development | | | | |
| Work Force Ed Director | 281,144.82 | 22,149.57 | 228,448.23 | 52,696.59 |
| Law Enforcement Academy | 161,967.11 | 14,000.50 | 131,003.32 | 30,963.79 |
| Truck Driving | 219,204.64 | 40,242.99 | 275,390.18 | (56,185.54) |
| Emergency Medical Technician | 31,600.00 | 5,400.00 | 15,591.51 | 16,008.49 |
| Other Health Occupations | 100,288.50 | 5,810.48 | 77,618.47 | 22,670.03 |
| Community Education - Non-credit | 77,000.00 | 1,452.55 | 30,560.49 | 46,439.51 |
| Retailing | 12,600.00 | - | 9,237.77 | 3,362.23 |
| Computer Training | 25,500.00 | - | 65,505.39 | (40,005.39) |
| Lineman Training | 94,700.00 | 7,849.33 | 16,570.80 | 78,129.20 |
| Other Law Enforcement | 45,481.92 | 97.13 | 26,343.53 | 19,138.39 |
| Other WFD Courses | 49,850.00 | 2,857.79 | 49,777.80 | 72.20 |
| Total Work Force Training & Dev. | <u>1,099,336.99</u> | <u>99,860.34</u> | <u>926,047.49</u> | <u>173,289.50</u> |
| Library and Instructional Media: | | | | |
| Uvalde | 401,769.16 | 37,569.56 | 330,992.60 | 70,776.56 |
| Del Rio | 78,948.60 | 5,678.44 | 56,652.62 | 22,295.98 |
| Eagle Pass | 74,241.00 | 6,135.55 | 52,588.68 | 21,652.32 |
| Instructional Media | 48,466.12 | 3,021.51 | 34,494.18 | 13,971.94 |
| Total Library and Instructional Media | <u>603,424.88</u> | <u>52,405.06</u> | <u>474,728.08</u> | <u>128,696.80</u> |
| Extension and Public Service: | | | | |
| Adult Basic Education | 992,853.00 | 94,611.05 | 981,545.79 | 11,307.21 |
| Student Support Services | 320,634.00 | 20,435.47 | 232,159.83 | 88,474.17 |
| Upward Bound | 242,500.00 | 67,746.21 | 178,945.61 | 63,554.39 |
| College Bound | - | 2,232.81 | 1,954.09 | (1,954.09) |
| Educational Opportunity Center | 299,597.00 | 14,722.01 | 165,218.61 | 134,378.39 |
| Lumina Foundation | - | 7,450.30 | 82,974.42 | (82,974.42) |
| Geoforce | - | 1,166.52 | 4,116.26 | (4,116.26) |
| Total Extension and Public Service | <u>1,855,584.00</u> | <u>208,364.37</u> | <u>1,646,914.61</u> | <u>208,669.39</u> |

**SOUTHWEST TEXAS JUNIOR COLLEGE
STATEMENT OF REVENUE AND EXPENDITURES
FOR THE TEN MONTHS ENDED JUNE 30, 2012
UNAUDITED**

| | <u>BUDGETED</u> | <u>CURRENT MONTH</u> | <u>Y T D</u> | <u>BUDGET BALANCE</u> |
|-------------------------------------|----------------------|--------------------------|----------------------|---------------------------|
| Special Items: | | | | |
| Carl Perkins - Basic | 285,642.00 | 14,308.66 | 275,685.59 | 9,956.41 |
| THECB AVID | - | 2,350.00 | 81,380.62 | (81,380.62) |
| Nursing At Risk | - | 265.09 | 76,504.55 | (76,504.55) |
| Title V | 550,074.00 | 22,572.37 | 445,358.08 | 104,715.92 |
| Total Special Items | <u>835,716.00</u> | <u>39,496.12</u> | <u>878,928.84</u> | <u>(43,212.84)</u> |
| Physical Plant Maintenance and Op: | | | | |
| General Services | 195,023.00 | 14,850.42 | 157,100.42 | 37,922.58 |
| Transportation | 169,464.32 | 26,047.15 | 228,062.22 | (58,597.90) |
| Campus Police | 145,466.92 | 15,108.63 | 141,179.03 | 4,287.89 |
| Building Maintenance | 737,335.60 | 50,601.25 | 704,338.32 | 32,997.28 |
| Custodial Services | 572,367.40 | 49,255.39 | 492,476.94 | 79,890.46 |
| Grounds Maintenance | 188,904.80 | 33,687.45 | 124,945.36 | 63,959.44 |
| Utilities | 1,003,200.00 | 56,016.49 | 602,964.02 | 400,235.98 |
| Total Physical Plant Maint. and Op. | <u>3,011,762.04</u> | <u>245,566.78</u> | <u>2,451,066.31</u> | <u>560,695.73</u> |
| Capital Items | | | | |
| Debt Service | <u>679,113.00</u> | <u>-</u> | <u>704,079.40</u> | <u>(24,966.40)</u> |
| Extension Center Facilities: | | | | |
| Uvalde and Other | 30,500.00 | 2,145.00 | 26,261.77 | 4,238.23 |
| Del Rio | 560,000.00 | 45,824.00 | 465,340.00 | 94,660.00 |
| Eagle Pass | 700,000.00 | 54,900.00 | 535,000.00 | 165,000.00 |
| Total Extension Center Facilities | <u>1,290,500.00</u> | <u>102,869.00</u> | <u>1,026,601.77</u> | <u>263,898.23</u> |
| Total Educational and General | <u>28,814,891.71</u> | <u>1,925,711.39</u> | <u>24,945,071.81</u> | <u>3,869,819.90</u> |

**SOUTHWEST TEXAS JUNIOR COLLEGE
STATEMENT OF REVENUE AND EXPENDITURES
FOR THE TEN MONTHS ENDED JUNE 30, 2012
UNAUDITED**

| | <u>BUDGETED</u> | <u>CURRENT MONTH</u> | <u>Y T D</u> | <u>BUDGET BALANCE</u> |
|-----------------------------|-------------------------|--------------------------|-------------------------|---------------------------|
| Student Aid: | | | | |
| Department Aid Salaries | 50,000.00 | 5,548.39 | 40,454.56 | 9,545.44 |
| College Work Study | 200,430.00 | 17,534.19 | 209,849.88 | (9,419.88) |
| PELL | 12,000,000.00 | 196,559.28 | 8,582,595.64 | 3,417,404.36 |
| Direct Student loan | - | 32,724.00 | 2,386,599.00 | (2,386,599.00) |
| Texas Grant | 783,075.00 | (1,890.00) | 793,515.00 | (10,440.00) |
| SEOG & Other Tuition Grants | 435,000.00 | 1,112.00 | 141,183.20 | 293,816.80 |
| TPEG | 400,000.00 | - | 307,368.00 | 92,632.00 |
| Total Student Aid | <u>13,868,505.00</u> | <u>251,587.86</u> | <u>12,461,565.28</u> | <u>1,406,939.72</u> |
| Auxiliary Enterprises: | | | | |
| Dormitories | 192,698.64 | 31,820.73 | 206,873.35 | (14,174.71) |
| Food Service | 423,406.04 | 32,332.95 | 388,156.23 | 35,249.81 |
| Bookstore | 390,151.44 | 1,111.22 | 357,224.66 | 32,926.78 |
| Student Center | 45,600.00 | 3,935.37 | 42,795.10 | 2,804.90 |
| Day Care Center | 237,212.24 | 24,422.90 | 191,824.75 | 45,387.49 |
| Rodeo Team | 146,500.00 | 2,810.57 | 176,038.56 | (29,538.56) |
| Livestock Operations | 25,000.00 | - | 33,057.75 | (8,057.75) |
| SWTNet | 900.00 | 37.83 | 383.45 | 516.55 |
| Staff Scholarships | 100,000.00 | 5,641.50 | 82,005.35 | 17,994.65 |
| Total Auxiliary Enterprises | <u>1,561,468.36</u> | <u>102,113.07</u> | <u>1,478,359.20</u> | <u>83,109.16</u> |
| | | | | |
| TOTAL EXPENDITURES | <u>\$ 44,244,865.07</u> | <u>\$ 2,279,412.32</u> | <u>\$ 38,884,996.29</u> | <u>\$ 5,359,868.78</u> |

SOUTHWEST TEXAS JUNIOR COLLEGE
STATEMENT OF NET ASSETS - UNAUDITED
 June 30, 2012

| | | | |
|--------------------------------------|----------------------|--|----------------------|
| Assets | | Liabilities | |
| Current Assets | | Current Liabilities | |
| Cash and cash equivalents | \$ 6,232,067 | Accounts payable | \$ 293,533 |
| Accounts receivable, net | 1,071,604 | Accrued liabilities | 495,914 |
| Taxes receivable, net | 305,085 | Deposits | 219,069 |
| Inventories | 113,007 | Funds held for others | -5,497 |
| Prepaid expenses | 90,188 | Deferred Revenues | 1,782,387 |
| Total Current Assets | <u>7,811,951</u> | Lease payable | 536,685 |
| | | Notes payable - current | 718,984 |
| | | Bonds payable - current | 215,000 |
| | | Total Current Liabilities | <u>4,256,075</u> |
| Noncurrent Assets | | Noncurrent liabilities | |
| Restricted cash and cash equivalents | 4,301,414 | Bonds payable | 8,010,000 |
| Endowment investments | 151,957 | Total Noncurrent Liabilities | <u>8,010,000</u> |
| Other long-term investments | 45,300 | | |
| Capital assets, net | 17,674,601 | Total Liabilities | <u>12,266,075</u> |
| Total Noncurrent Assets | <u>22,173,272</u> | | |
| | | Net Assets at 6/30/2012 | <u>\$ 17,719,148</u> |
| Total Assets | \$ 29,985,223 | Net Assets at 09/01/2011 | 17,167,478 |
| | | Increase (Decrease) in Net Assets | <u>\$ 551,670</u> |

**SOUTHWEST TEXAS JUNIOR COLLEGE
COMPARATIVE STATEMENT OF ACCOUNT BALANCES
YEARS 2012 AND 2011**

| | <u>June 30, 2012</u> | <u>June 30, 2011</u> | <u>Difference Increase/ (Decrease)</u> |
|----------------------------|----------------------|----------------------|--|
| Joint | \$ 3,273,850.94 | \$ 2,462,091.67 | \$ 811,759.27 |
| Debt Service | 825,000.00 | 825,180.35 | (180.35) |
| State Appropriated | 29,182.14 | 24,757.66 | 4,424.48 |
| Student Center & Housing | 1,406,548.93 | 1,924,557.26 | (518,008.33) |
| Restricted | 171,075.15 | 81,090.67 | 89,984.48 |
| Payroll | 208,316.19 | 85,629.23 | 122,686.96 |
| General | 488,321.58 | 359,571.25 | 128,750.33 |
| Bob Culp Memorial | 7,231.98 | 7,184.97 | 47.01 |
| State Grants | 472,969.16 | 272,485.72 | 200,483.44 |
| College Work Study | 31,936.70 | 31,936.70 | - |
| Financial Aid | - | - | - |
| DFAFS | - | - | - |
| TOTAL CURRENT FUNDS | <u>6,914,432.77</u> | <u>6,074,485.48</u> | <u>839,947.29</u> |

**SOUTHWEST TEXAS JUNIOR COLLEGE
COMPARATIVE STATEMENT OF ACCOUNT BALANCES
YEARS 2012 AND 2011**

| | <u>June 30, 2012</u> | <u>June 30, 2011</u> | <u>Difference Increase/ (Decrease)</u> |
|--------------------------|----------------------|----------------------|--|
| Pioneer Loan | \$ 108,420.95 | \$ 107,650.11 | \$ 770.84 |
| Ettie R. Garner | 72,775.67 | 72,287.20 | 488.47 |
| Will C. Miller | 94,474.61 | 93,754.04 | 720.57 |
| John N. Garner | 1,771,343.00 | 1,758,892.36 | 12,450.64 |
| Kathleen Luby | 97,676.77 | 96,970.25 | 706.52 |
| S. C. & H. Bond | 5,788.02 | 14,604.21 | (8,816.19) |
| Tom & Hope Witt Memorial | 811,056.91 | 805,104.57 | 5,952.34 |
| Ross Brumfield Memorial | 97,898.94 | 97,222.04 | 676.90 |
| Laura O. Bunton Memorial | 59,780.12 | 59,371.51 | 408.61 |
| CDA | 13,597.96 | 13,512.44 | 85.52 |
| San Antonio Livestock | 90,836.00 | 90,212.03 | 623.97 |
| Student Club | 29,669.07 | 13,527.57 | 16,141.50 |

**SOUTHWEST TEXAS JUNIOR COLLEGE
COMPARATIVE STATEMENT OF ACCOUNT BALANCES
YEARS 2012 AND 2011**

| | <u>June 30, 2012</u> | <u>June 30, 2011</u> | <u>Difference Increase/ (Decrease)</u> |
|------------------------|-------------------------|------------------------|--|
| Building Fund | \$ 41,143.83 | \$ 40,869.85 | \$ 273.98 |
| Irene Schleicher | 80,679.55 | 79,961.42 | 718.13 |
| Gilbert C. Bermea | 21,295.22 | 21,168.80 | 126.42 |
| R. Burgess | 51,109.39 | 50,776.63 | 332.76 |
| Reed B. Parr | 42,542.10 | 42,268.31 | 273.79 |
| A.C. & Lucille Mogford | <u>101,112.37</u> | <u>89,873.16</u> | <u>11,239.21</u> |
| TOTAL OTHER FUNDS | <u>3,591,200.48</u> | <u>3,548,026.50</u> | <u>43,173.98</u> |
| TOTAL FUNDS | <u>\$ 10,505,633.25</u> | <u>\$ 9,622,511.98</u> | <u>\$ 883,121.27</u> |

**SOUTHWEST TEXAS JUNIOR COLLEGE
SUMMARY OF ACCOUNT BALANCES
JUNE 30, 2012**

| | <u>CASH IN BANK</u> | <u>CERTIFICATES OF DEPOSIT</u> | <u>INVESTMENT POOL</u> | <u>TOTAL ACCOUNT BALANCE</u> |
|----------------------------|---------------------|------------------------------------|----------------------------|----------------------------------|
| Joint | \$ 764,473.86 | \$ 2,500,000.00 | \$ 9,377.08 | \$ 3,273,850.94 |
| Debt Service | - | \$825,000.00 | - | 825,000.00 |
| State Appropriated | 29,182.14 | - | - | 29,182.14 |
| Student Center & Housing | 406,548.93 | \$1,000,000.00 | - | 1,406,548.93 |
| Restricted Funds | 171,075.15 | - | - | 171,075.15 |
| Payroll | 208,316.19 | - | - | 208,316.19 |
| General | 488,321.58 | - | - | 488,321.58 |
| Bob Culp Memorial | 2,231.98 | 5,000.00 | - | 7,231.98 |
| State Grants | 472,969.16 | - | - | 472,969.16 |
| College Work Study | <u>31,936.70</u> | <u>-</u> | <u>-</u> | <u>31,936.70</u> |
| TOTAL CURRENT FUNDS | <u>2,575,055.69</u> | <u>4,330,000.00</u> | <u>9,377.08</u> | <u>\$ 6,914,432.77</u> |

**SOUTHWEST TEXAS JUNIOR COLLEGE
SUMMARY OF ACCOUNT BALANCES
JUNE 30, 2012**

| | <u>CASH IN BANK</u> | <u>CERTIFICATES OF DEPOSIT</u> | <u>INVESTMENT POOL</u> | <u>TOTAL ACCOUNT BALANCE</u> |
|--------------------------|---------------------|------------------------------------|----------------------------|----------------------------------|
| Pioneer Loan | \$ 8,420.95 | \$ 100,000.00 | \$ - | \$ 108,420.95 |
| Ettie R. Garner | 7,775.67 | 65,000.00 | - | 72,775.67 |
| Will C. Miller | 4,474.61 | 90,000.00 | - | 94,474.61 |
| John N. Garner | 424,843.00 | 1,346,500.00 | - | 1,771,343.00 |
| Kathleen Luby | 7,676.77 | 90,000.00 | - | 97,676.77 |
| S. C. & H. Bond | 5,788.02 | - | - | 5,788.02 |
| Tom & Hope Witt Memorial | 11,056.91 | 800,000.00 | - | 811,056.91 |
| Ross Brumfield Memorial | 7,898.94 | 90,000.00 | - | 97,898.94 |
| Laura O. Bunton Memorial | 4,780.12 | 55,000.00 | - | 59,780.12 |
| CDA | 3,597.96 | 10,000.00 | - | 13,597.96 |
| San Antonio Livestock | 8,836.00 | 82,000.00 | - | 90,836.00 |
| Student Club | 29,669.07 | - | - | 29,669.07 |

**SOUTHWEST TEXAS JUNIOR COLLEGE
SUMMARY OF ACCOUNT BALANCES
JUNE 30, 2012**

| | <u>CASH IN BANK</u> | <u>CERTIFICATES OF DEPOSIT</u> | <u>INVESTMENT POOL</u> | <u>TOTAL ACCOUNT BALANCE</u> |
|------------------------|------------------------|------------------------------------|----------------------------|----------------------------------|
| Reed B. Parr | \$ 7,542.10 | \$ 35,000.00 | \$ - | \$ 42,542.10 |
| Building Fund | 1,143.83 | 40,000.00 | - | 41,143.83 |
| Irene Schleicher | 7,679.55 | 73,000.00 | - | 80,679.55 |
| Gilbert C. Bermea | 6,295.22 | 15,000.00 | - | 21,295.22 |
| R. Burgess | 6,109.39 | 45,000.00 | - | 51,109.39 |
| A.C. & Lucille Mogford | <u>17,612.37</u> | <u>83,500.00</u> | <u>-</u> | <u>101,112.37</u> |
| TOTAL OTHER FUNDS | <u>571,200.48</u> | <u>3,020,000.00</u> | <u>-</u> | <u>3,591,200.48</u> |
| TOTAL FUNDS | <u>\$ 3,146,256.17</u> | <u>\$ 7,350,000.00</u> | <u>\$ 9,377.08</u> | <u>\$ 10,505,633.25</u> |

SOUTHWEST TEXAS JUNIOR COLLEGE
INVESTMENTS IN C.D.'S
JUNE 30, 2012

| <u>ACCOUNT</u> | <u>TERM</u> | <u>INT. RATE</u> | <u>MATURITY DATE</u> | <u>RESTRICTED</u> | <u>UNRESTRICTED</u> | <u>TOTAL AMT.</u> |
|------------------------------|-------------|----------------------|--------------------------|-------------------|---------------------|-------------------|
| <u>JOINT</u> | | | | | | |
| 200118823 | 1 MO. | 0.30% | 07/21/2012 | | \$1,500,000.00 | |
| 200118588 | 32 days | 0.40% | 07/09/2012 | | \$1,000,000.00 | \$2,500,000.00 |
| <u>DEBT SERVICE</u> | | | | | | |
| 200116685 | 12 MO. | 0.75% | 07/27/2012 | 640,000.00 | | |
| 200116976 | 12 MO. | 0.75% | 08/31/2012 | \$70,000.00 | | |
| 200116374 | 18 MO. | 1.00% | 12/03/2012 | 115,000.00 | | 825,000.00 |
| <u>AUXILIARY</u> | | | | | | |
| 200118580 | 32 days | 0.40% | 07/09/2012 | | \$1,000,000.00 | \$1,000,000.00 |
| <u>ETTIE R. GARNER</u> | | | | | | |
| 200116663 | 12 MO. | 0.75% | 07/20/2012 | 30,000.00 | | |
| 200116686 | 12 MO. | 0.75% | 07/27/2012 | 10,000.00 | | |
| 200117243 | 12 MO. | 0.65% | 10/19/2012 | 25,000.00 | | 65,000.00 |
| <u>ROSS BRUMFIELD</u> | | | | | | |
| 200116686 | 12 MO. | 0.75% | 07/27/2012 | 20,000.00 | | |
| 200117243 | 12 MO. | 0.65% | 10/19/2012 | 30,000.00 | | |
| 200117836 | 12 MO. | 0.65% | 01/18/2013 | 40,000.00 | | 90,000.00 |
| <u>LAURA O. BUNTON</u> | | | | | | |
| 200116686 | 12 MO. | 0.75% | 07/27/2012 | 5,000.00 | | |
| 200117517 | 12 MO. | 0.65% | 11/19/2012 | 40,000.00 | | |
| 200117836 | 12 MO. | 0.65% | 01/18/2013 | 10,000.00 | | 55,000.00 |
| <u>SAN ANTONIO LIVESTOCK</u> | | | | | | |
| 200116686 | 12 MO. | 0.75% | 07/27/2012 | 17,000.00 | | |
| 200117243 | 12 MO. | 0.65% | 10/19/2012 | 25,000.00 | | |
| 200117836 | 12 MO. | 0.65% | 01/18/2013 | 40,000.00 | | 82,000.00 |

SOUTHWEST TEXAS JUNIOR COLLEGE
INVESTMENTS IN C.D.'S
JUNE 30, 2012

| <u>ACCOUNT</u> | | INT. RATE | MATURITY DATE | RESTRICTED | <u>UNRESTRICTED</u> | <u>TOTAL AMT.</u> |
|----------------------------|----------|--------------|------------------|------------|---------------------|-------------------|
| <u>JOHN N. GARNER</u> | | | | | | |
| 200116954 | 12 MO. | 0.75% | 08/24/2012 | 70,000.00 | | |
| 200115726 | 18 MO. | 1.00% | 08/25/2012 | 106,500.00 | | |
| 200115758 | 18 MO. | 1.00% | 09/04/2012 | 485,000.00 | | |
| 200117243 | 12 MO. | 0.65% | 10/19/2012 | 75,000.00 | | |
| 200117405 | 364 days | 0.65% | 11/16/2012 | 238,000.00 | | |
| 200117517 | 12 MO. | 0.65% | 11/19/2012 | 372,000.00 | | 1,346,500.00 |
| <u>IRENE SCHLIECHER</u> | | | | | | |
| 200115922 | 18 MO. | 1.00% | 09/29/2012 | 60,000.00 | | |
| 200117243 | 12 MO. | 0.65% | 10/19/2012 | 5,000.00 | | |
| 200117517 | 12 MO. | 0.65% | 11/19/2012 | 8,000.00 | | 73,000.00 |
| <u>GILBERT C. BERMEA</u> | | | | | | |
| 200117243 | 12 MO. | 0.65% | 10/19/2012 | 15,000.00 | | 15,000.00 |
| <u>TOM & HOPE WITT</u> | | | | | | |
| 200116663 | 12 MO. | 0.75% | 07/20/2012 | 120,000.00 | | |
| 200116954 | 12 MO. | 0.75% | 08/24/2012 | 10,000.00 | | |
| 200115726 | 18 MO. | 1.00% | 08/25/2012 | 10,000.00 | | |
| 200117243 | 12 MO. | 0.65% | 10/19/2012 | 105,000.00 | | |
| 200117517 | 12 MO. | 0.65% | 11/19/2012 | 305,000.00 | | |
| 200117867 | 12 MO. | 0.65% | 01/25/2013 | 250,000.00 | | 800,000.00 |
| <u>KATHLEEN LUBY</u> | | | | | | |
| 200116686 | 12 MO. | 0.75% | 07/27/2012 | 75,000.00 | | |
| 200117836 | 12 MO. | 0.65% | 01/18/2013 | 15,000.00 | | 90,000.00 |
| <u>WILL C. MILLER</u> | | | | | | |
| 200116686 | 12 MO. | 0.75% | 07/27/2012 | 10,000.00 | | |
| 200116954 | 12 MO. | 0.75% | 08/24/2012 | 20,000.00 | | |
| 200116976 | 12 MO. | 0.75% | 08/31/2012 | 60,000.00 | | 90,000.00 |

SOUTHWEST TEXAS JUNIOR COLLEGE
INVESTMENTS IN C.D.'S
JUNE 30, 2012

| <u>ACCOUNT</u> | | <u>INT. RATE</u> | <u>MATURITY DATE</u> | <u>RESTRICTED</u> | <u>UNRESTRICTED</u> | <u>TOTAL AMT.</u> |
|-----------------------------------|--------|----------------------|--------------------------|-------------------|---------------------|-------------------|
| <u>REED B. PARR</u> | | | | | | |
| 200116686 | 12 MO. | 0.75% | 07/27/2012 | 10,000.00 | | |
| 200117243 | 12 MO. | 0.65% | 10/19/2012 | 25,000.00 | | 35,000.00 |
| <u>R. BURGESS</u> | | | | | | |
| 200117243 | 12 MO. | 0.65% | 10/19/2012 | 35,000.00 | | |
| 200117836 | 12 MO. | 0.65% | 01/18/2013 | 10,000.00 | | 45,000.00 |
| <u>PIONEER FUND</u> | | | | | | |
| 200116686 | 12 MO. | 0.75% | 07/27/2012 | 75,000.00 | | |
| 200117243 | 12 MO. | 0.65% | 10/19/2012 | 25,000.00 | | 100,000.00 |
| <u>CDA FUND</u> | | | | | | |
| 200116686 | 12 MO. | 0.75% | 07/27/2012 | 5,000.00 | | |
| 200117243 | 12 MO. | 0.65% | 10/19/2012 | 5,000.00 | | 10,000.00 |
| <u>BUILDING FUND</u> | | | | | | |
| 200117243 | 12 MO. | 0.65% | 10/19/2012 | 40,000.00 | | 40,000.00 |
| <u>BOB CULP</u> | | | | | | |
| 200116686 | 12 MO. | 0.75% | 07/27/2012 | 5,000.00 | | 5,000.00 |
| <u>A.C. & LUCILLE MOGFORD</u> | | | | | | |
| 200115726 | 18 MO. | 1.00% | 08/25/2012 | 83,500.00 | | 83,500.00 |
| | | | | \$ 3,850,000.00 | \$3,500,000.00 | \$ 7,350,000.00 |

SOUTHWEST TEXAS JUNIOR COLLEGE
 INVESTMENTS IN C.D.'S
 JUNE 30, 2012

| <u>ACCOUNT</u> | <u>CD #</u> | <u>INT. RATE</u> | <u>MATURITY DATE</u> | <u>TERM</u> | <u>AMOUNT</u> |
|---------------------|-------------|----------------------|--------------------------|-------------|----------------|
| <u>MATURITIES</u> | | | | | |
| JOINT | 200118555 | 0.40% | 06/21/2012 | 31 days | \$1,500,000.00 |
| JOINT | 200118502 | 0.40% | 06/07/2012 | 31 days | \$1,000,000.00 |
| <u>RENEWALS/NEW</u> | | | | | |
| JOINT | 200118823 | 0.30% | 07/21/2012 | 1 MO. | \$1,500,000.00 |
| JOINT | 200118588 | 0.40% | 07/09/2012 | 32 days | \$1,000,000.00 |
| AUXILIARY | 200118580 | 0.40% | 07/09/2012 | 32 days | \$1,000,000.00 |

SOUTHWEST TEXAS JUNIOR COLLEGE
SCHOLARSHIPS
JUNE 30, 2012

| <u>SCHOLARSHIP</u> | <u>AMOUNT</u> |
|---------------------------------|----------------------|
| Anna Baker | \$ 11,739.48 |
| Reva Burns | 17,663.45 |
| Charles & Polly Chandler | 35,210.76 |
| Del Rio Intl | 11,742.26 |
| Rodolfo R. Flores | 12,405.58 |
| Sterling Fly | 11,220.72 |
| K & H Homby | 12,149.38 |
| Locke & Zaiglin | 36,209.11 |
| A.C. & Lucille Mogford | 103,272.54 |
| Kilpatrick Memorial | 10,395.14 |
| Jason Kincaid | 20,843.77 |
| Kirchner | 107,687.49 |
| Rose Koehl | 10,551.30 |
| Stephen Lindsey | 12,304.45 |
| Rory Malloy | 12,710.01 |
| Mary Powers | 12,547.15 |
| Bill Nunley | 13,524.74 |
| SWTJC Memorial | 10,877.25 |
| SWTJC Pioneer | 42,622.51 |
| Baltasar Ramirez | 11,688.33 |
| Eloy Reyes | 12,023.12 |
| Lupe E. Hernandez | 13,517.61 |
| Wayne, Evalyn and Gary Matthews | 14,877.89 |
| Bobby Wayne Hatley | 11,558.04 |
| Kenneth Shackelford | 18,181.97 |
| Dr. Tomas Rivera | 10,279.00 |
| Bob McKinney | 15,931.23 |
| SWTJC Phil Lyne | 29,632.78 |
| Estella Finley | 10,723.95 |
| Los Palominos | 30,744.78 |
| TOTAL | <u>\$ 684,835.79</u> |


| <u>SCHOLARSHIPS UNDER \$10,000.00</u> | <u>AMOUNT</u> |
|---------------------------------------|----------------------|
| Georgia Gauthier | 5,942.43 |
| Gordon Hudson | \$ 7,210.65 |
| Haskell Peanuts Hester | 6,959.81 |
| Vic Leon Tucker | 9,318.49 |
| Colonel Victoria Zamarippa | 5,247.49 |
| Toney Keeney | 3,974.22 |
| SWTJC Del Rio Student Government | 608.93 |
| Garry Merritt | 6,608.36 |
| TOTAL UNDER \$10,000.00 | <u>\$ 45,870.38</u> |
| TOTAL SCHOLARSHIPS | <u>\$ 730,706.17</u> |

SOUTHWEST TEXAS JUNIOR COLLEGE
OTHER INVESTMENTS
JUNE 30, 2012


| <u>ACCOUNT</u> | <u>Book Value</u> | <u>Market Value</u> |
|--------------------------------------|---------------------|---------------------|
| <u>WILL C. MILLER</u> | | |
| Corporate stocks - Balance 5/31/2012 | \$ 51,957.56 | \$ 94,422.15 |
| Current Month Activity | - | 972.77 |
| Corporate stocks - Balance 6/30/2012 | <u>\$ 51,957.56</u> | <u>\$ 95,394.92</u> |
| <u>PLANT FUNDS</u> | | |
| Corporate stocks - Balance 5/31/2012 | \$ 5,446.00 | \$ 45,300.00 |
| Current Month Activity | - | - |
| Corporate stocks - Balance 6/30/2012 | <u>\$ 5,446.00</u> | <u>\$ 45,300.00</u> |

SOUTHWEST TEXAS JUNIOR COLLEGE
INVESTMENT COMPLIANCE REPORT
JUNE 30, 2012


All investments of Southwest Texas Junior College are in certificates of deposit or State sponsored AAA-rated local government investment pools with the exception of various stocks and bonds that have been endowed to the College. The market value of each certificate of deposit is the same as the book value. The investment portfolio of Southwest Texas Junior College is in substantial compliance with the investment strategy and other relevant provisions expressed in the SWTJC investment policy.



Dr. Ismael Sosa, Jr., President



Dr. Hector Gonzales, Dean of Instructional Services & CFO



Anne H. Tarski, Associate Dean of Finance