

	Community Impact \$750	Associate \$1500 - \$3499	Trustee \$3,500 - \$14,999	Leadership \$15,000 - \$24,999	Founding (Legacy after 2025) \$25,000 and above
Invitation to networking mixers and business workshops	X	X	X	X	X
Use of WCEDC boardroom	X	X	X	X	X
Recognition as member on WCEDC website	X	X	X	X	X
Members only pricing & invitations to annual events	X	X	X	X	X
Quarterly newsletter	X	X	X	X	X
Spotlight opportunities in newsletter and social media		X	X	X	X
Priority access to small business grants or funding updates		X	X	X	X
Event access and discounted sponsorship opportunities			X	X	X
Logo recognition on WCEDC			X	X	X
Access to economic development reports and demographics			X	X	X
Board Seat (Term limits)			1 year	1 year – option to renew for additional year	2 years – option to renew for additional 2 yrs
High-profile visibility in EDC materials				X	X
Featured placement with hyperlinks on website/social media				X	X
Reserved Seat on Economic Development Advisory Council				X	X
Executive Board Position				X	X
Invitation to strategic roundtables				X	X
Reserved seating at all WCEDC events				X	X
Premium recognition at all WCEDC events					X
Plaque Recognition - displayed in board room (2025 enrollments only)					X
Custom initiatives collaboration					X
Reserved seat(s) at annual Economic Development Recap	1	1	2	4	8
Annual Member Appreciation Event Ticket			1	2	4

Investor Levels:

Community Impact: Ideal for nonprofit organizations, churches and small businesses (under 5 employees)






Associate Member: Ideal for Small businesses, startups

Trustee Member: Ideal for growing firms, developers

Leadership Member: Ideal for regional leaders, mid-to-large businesses and community banks

Founding Member: Ideal for major corporations and anchor institutions

Investor Benefits Summary

 NETWORK	Grow beyond your current circle and connect with influential peers, partners, and leaders across the region. Membership opens doors to relationships that matter—whether you're seeking collaboration, operational support, or strategic resources. Our members, staff, and partners are here to help you succeed and expand your reach.
 VISIBILITY	Gain recognition as a proactive business leader within Walker County's dynamic economic landscape. Walker County's location and infrastructure make it a magnet for growth and investment—position your business at the forefront where opportunity thrives.
 IMPACT	Join forces with transformative initiatives that are shaping Walker County's future. As a member, you'll actively contribute to key efforts in economic development, public policy, transportation and infrastructure, workforce advancement, and community well-being. Your involvement helps drive sustainable growth and improves the quality of life for residents across the region.
 INSIGHT	Tap into a powerful network of industry leaders and stay informed on the trends shaping Walker County's economy. Through exclusive events, task forces, and collaborative forums, you'll share your expertise and gain valuable perspectives from fellow members. It's a two-way street for learning, visibility, and strategic growth. Gain access to economic development reports, grants and tools.
 VOICE	Make your concerns count by tapping into trusted relationships and established communication channels. As a member, your input helps shape regional priorities through the Walker County EDC. Our organization is a recognized advocate with direct access to key decision-makers—ensuring your business interests are heard where it matters most.



Membership Application Form

Thank you for your interest in supporting the Walker County Economic Development Corporation (WCEDC). Your membership helps strengthen economic growth, attract new business, and enhance the quality of life in Walker County.

Contact Information

Business/Organization Name: _____

Primary Contact Person: _____

Title/Position: _____

Mailing Address: _____

City/State/Zip: _____

Phone: _____ **Email:** _____

Membership Levels

Please select your preferred membership level:

- ☐ **Founding Member – \$25,000 and above**
- ☐ **Leadership Member – \$15,000 – \$24,999**
- ☐ **Trustee Member – \$3,500 – \$14,999**
- ☐ **Associate Member – \$1,500 – \$3,499**
- ☐ **Community Impact Member – \$750**

Payment Information

- ☐ **Check enclosed (payable to *Walker County Economic Development Corporation*)**
- ☐ **Please invoice my organization**
- ☐ **Credit Card (if applicable)**

Total Membership Contribution: \$ _____

Recognition & Marketing

- ☐ **Please list my organization publicly as a WCEDC Member**
- ☐ **I prefer to remain anonymous**

Signature

I/we commit to supporting the mission of the Walker County Economic Development Corporation at the membership level indicated above.

Signature: _____ **Date:** _____

Printed Name: _____ **Title:** _____

Return Completed Form To:

Walker County Economic Development Corporation

1414 11th St.

Huntsville, TX 77340

ssmith@walkercountyedc.com

(936) 730-2023