

	A	B	C	D	E	F	G	H	I
1	MINEOLA INDEPENDENT SCHOOL DISTRICT								
2	2013-2014 BUDGET								
3	AS OF 5/31/14								
4									
5									
6									
7	GENERAL FUND								
8	FUND 199					BUDGETED	EXPENDED	ENCUMBERED/ ACCRUED	BALANCE
9									
10						<i>11-INSTRUCTION</i>			
11									
12	SUBSTITUTES					122,400.00	79,815.10	0.00	42,584.90
13	SALARIES					5,798,824.00	3,956,364.99	1,146,783.62	695,675.39
14	FIMM					80,634.00	50,945.79	0.00	29,688.21
15	HEALTH INSURANCE					410,875.00	286,514.28	0.00	124,360.72
16	WORKER'S COMPENSATION					29,456.00	0.00	0.00	29,456.00
17	TRS ON-BEHALF					579,675.00	0.00	0.00	579,675.00
18	UNEMPLOYMENT					5,155.00	4,658.80	0.00	496.20
19	TEACHER RETIREMENT/TRS CARE					87,758.00	68,675.89	0.00	19,082.11
20	PERSONAL DAYS					47,732.00	1,250.00	0.00	46,482.00
21	TOTAL					7,162,509.00	4,448,224.85	1,146,783.62	1,567,500.53
22									
23	FINGERPRINTING-HS					0.00	0.00	0.00	0.00
24	FINGERPRINTING-MS					0.00	0.00	0.00	0.00
25	FINGERPRINTING-PS					0.00	0.00	0.00	0.00
26	FINGERPRINTING-ES					0.00	0.00	0.00	0.00
27	CONT SERV-CIS-HS					0.00	0.00	0.00	0.00
28	STUDENT TUTION-HS					0.00	0.00	0.00	0.00
29	COMPUTER AND COPIER REPAIR/MAINT-HS					5,500.00	5,034.89	0.00	465.11
30	COMPUTER AND COPIER REPAIR/MAINT-MS					5,500.00	4,000.00	140.00	1,360.00
31	COMPUTER AND COPIER REPAIR/MAINT-PS					5,500.00	4,184.95	140.00	1,175.05
32	COMPUTER AND COPIER REPAIR/MAINT-ES					5,500.00	4,254.96	600.00	645.04
33	GENERAL REPAIR-HS					900.00	0.00	0.00	900.00
34	CONTRACTED SERVICE-DRAMA					0.00	0.00	0.00	0.00
35	BAND INSTRUMENT REPAIR-HS					4,500.00	2,972.20	169.50	1,358.30
36	BAND INSTRUMENT REPAIR-MS					3,500.00	1,612.50	43.50	1,844.00
37	REPAIR-HS-SCIENCE					0.00	0.00	0.00	0.00
38	REPAIR-MS-SCIENCE					0.00	0.00	0.00	0.00
39	PHOTOGRAPHY REPAIR/MAINT-HS					0.00	0.00	0.00	0.00
40	REPAIR-CAREER & TECH-HS					0.00	0.00	0.00	0.00
41	VO AG-MAINT-HS					1,000.00	0.00	0.00	1,000.00
42	HOMEMAKING MAINT-HS					750.00	0.00	0.00	750.00
43	AUTO MECH MAINT-HS					1,000.00	979.18	0.00	20.82
44	REPAIR-HS-DE					0.00	0.00	0.00	0.00
45	REPAIR-HS-SP ED					350.00	0.00	0.00	350.00
46	REPAIR-MS-SP ED					0.00	0.00	0.00	0.00
47	RENTAL DRIVER'S ED-HS					0.00	0.00	0.00	0.00
48	CONT-SERV-COMPUTERS-HS					5,680.00	3,592.72	0.00	2,087.28
49	CONT SERV-COMPUTERS-HS C/T					0.00	0.00	0.00	0.00
50	CONT SERV-COMPUTERS-HS ALLOTMENT					34,000.00	33,733.00	0.00	267.00

	A	B	C	D	E	F	G	H	I
51	CONT-SERV-COMPUTERS-HS-ESL					320.00	320.00	0.00	0.00
52	CONT SERV-COMPUTERS-MS					11,405.00	11,407.24	0.00	(2.24)
53	CONT SERV-COMPUTERS-MS-ST COMP					2,950.00	2,950.00	0.00	0.00
54	CONT SERV-COMPUTERS-MS-ESL					320.00	320.00	0.00	0.00
55	CONT SERV-COMPUTERS-PS					3,925.00	3,927.27	0.00	(2.27)
56	CONT SERV-COMPUTERS-PS ESL					9,000.00	9,000.00	0.00	0.00
57	CONT SERV-COMPUTERS-PS-ST COMP					0.00	0.00	0.00	0.00
58	CONT SERV-COMPUTERS- ES					12,000.00	12,053.16	0.00	(53.16)
59	CONT SERV-COMPUTERS-ES-ESL					3,000.00	3,000.00	0.00	0.00
60	CONT SERV-COMPUTERS-ES-ST COMP					0.00	0.00	0.00	0.00
61	CONT SERV-TECHNOLOGY-HS					5,000.00	0.00	0.00	5,000.00
62	CONT SERV-TECHNOLOGY-MS					5,000.00	119.99	0.00	4,880.01
63	CONT SERV-TECHNOLOGY-PS					5,000.00	279.97	225.00	4,495.03
64	CONT SERV-TECHNOLOGY-ES					5,000.00	0.00	0.00	5,000.00
65	TOTAL					136,600.00	103,742.03	1,318.00	31,539.97
66									
67	INST SUPPLIES-HS					14,000.00	6,509.38	517.08	6,973.54
68	INST SUPPLIES-HS-G/T					100.00	53.97	0.00	46.03
69	INST SUPPLIES-HS-ESL					300.00	0.00	0.00	300.00
70	INST SUPPLIES-HS-ST COMP					2,500.00	925.12	32.97	1,541.91
71	INST SUPPLIES-HS-ENTENDED DAY					1,500.00	0.00	0.00	1,500.00
72	INST SUPPLIES-HS ALLOTMENT					10,000.00	0.00	0.00	10,000.00
73	INST SUPPLIES-MS					12,500.00	4,432.56	359.70	7,707.74
74	INST SUPPLIES-MS-G/T					1,608.97	1,399.99	208.98	0.00
75	INST SUPPLIES-MS-ESL					300.00	246.23	0.00	53.77
76	INST SUPPLIES-MS-ST COMP					2,000.00	1,322.49	160.00	517.51
77	INST SUPPLIES-MS-EXTENDED DAY					1,500.00	414.56	0.00	1,085.44
78	INST SUPPLIES-PS					18,000.00	6,335.44	0.00	11,664.56
79	INST SUPPLIES-PS-G/T					500.00	0.00	0.00	500.00
80	INST SUPPLIES-PS-ESL					500.00	296.06	0.00	203.94
81	INST SUPPLIES-PS-ST COMP					1,000.00	0.00	0.00	1,000.00
82	INST SUPPLIES-PS-AFTER SCHOOL					1,500.00	0.00	0.00	1,500.00
83	INST SUPPLIES-ES					18,000.00	7,531.37	1,039.89	9,428.74
84	INST SUPPLIES-ES-G/T					500.00	338.29	0.00	161.71
85	INST SUPPLIES-ES-ESL					300.00	0.00	0.00	300.00
86	INST SUPPLIES-ES-ST COMP					2,000.00	624.14	0.00	1,375.86
87	INST SUPPLIES-ES-AFTER SCHOOL					1,500.00	186.12	0.00	1,313.88
88	IST SUPPLIES-CURRICULUM-ES					600.00	0.00	0.00	600.00
89	SUPPLIES-DISTRICT					0.00	0.00	0.00	0.00
90	GENERAL SUPPLIES-HS					7,040.04	0.00	0.00	7,040.04
91	GENERAL SUPPLIES-MS					2,748.06	0.00	0.00	2,748.06
92	GENERAL SUPPLIES-PS					4,735.00	0.00	0.00	4,735.00
93	GENERAL SUPPLIES-ES					5,000.00	0.00	0.00	5,000.00
94	ENGLISH-HS					600.00	151.80	0.00	448.20
95	ENGLISH-MS					500.00	314.87	0.00	185.13
96	SPEECH-HS					50.00	0.00	0.00	50.00
97	SPEECH-MS					200.00	0.00	0.00	200.00
98	JOURNALISM-HS					300.00	300.00	0.00	0.00
99	JOURNALISM-MS					0.00	0.00	0.00	0.00

	A	B	C	D	E	F	G	H	I
100	DRAMA-HS					4,100.00	1,101.31	0.00	2,998.69
101	DRAMA-MS					250.00	0.00	0.00	250.00
102	READING-MS					1,087.86	857.64	224.75	5.47
103	SPANISH-HS					200.00	0.00	0.00	200.00
104	BAND-HS					14,682.25	13,705.64	320.86	655.75
105	CHOIR-HS					1,000.00	447.95	0.00	552.05
106	BAND-MS					5,000.00	4,536.71	0.00	463.29
107	CHOIR-MS					1,000.00	248.26	0.00	751.74
108	HISTORY-HS					250.00	0.00	0.00	250.00
109	HISTORY-MS					500.00	0.00	291.20	208.80
110	MATH-HS					5,516.13	5,516.13	0.00	0.00
111	MATH-MS					1,600.00	765.55	830.00	4.45
112	ART-HS					1,234.00	942.63	0.00	291.37
113	ART-MS					1,000.00	620.45	0.00	379.55
114	ART-PS					2,400.00	2,265.64	0.00	134.36
115	ART-ES					600.00	453.78	0.00	146.22
116	SCIENCE-HS					18,436.00	3,988.34	14,316.15	131.51
117	SCIENCE-MS					2,320.00	2,172.09	0.00	147.91
118	SCIENCE-ES					2,500.00	375.89	240.00	1,884.11
119	MUSIC-PS					500.00	0.00	0.00	500.00
120	MUSIC-ES					500.00	83.06	0.00	416.94
121	PE-HS					739.95	690.57	0.00	49.38
122	PE-MS					750.00	0.00	0.00	750.00
123	PE-PS					950.00	766.56	0.00	183.44
124	PE-ES					700.00	687.28	0.00	12.72
125	INST HEALTH-HS					0.00	0.00	0.00	0.00
126	BUSINESS DEPT-HS					1,000.00	181.11	100.00	718.89
127	KEYBOARDING-MS					500.00	303.68	28.98	167.34
128	HEALTH-HS					0.00	0.00	0.00	0.00
129	SIXTH GRADE-MS					0.00	0.00	0.00	0.00
130	KINDERGARTEN-PS					3,015.00	2,691.39	322.00	1.61
131	FIRST GRADE-PS					3,500.00	2,615.53	383.48	500.99
132	SECOND GRADE-PS					3,000.00	2,191.73	584.00	224.27
133	PRE-K/HEAD START-PS					1,150.00	968.37	180.00	1.63
134	THIRD GRADE-ES					3,500.00	2,207.98	1,055.35	236.67
135	FOURTH GRADE-ES					3,000.00	758.53	1,063.79	1,177.68
136	FIFTH GRADE-ES					3,000.00	1,279.77	603.00	1,117.23
137	COMPUTER LAB-MS					2,314.08	2,232.00	0.00	82.08
138	COMPUTER LAB-PS					900.00	382.36	191.00	326.64
139	COMPUTER LAB-ES					2,000.00	0.00	0.00	2,000.00
140	CAREER & TECH-HS					0.00	0.00	0.00	0.00
141	VO AGRICULTURE-HS					2,564.91	2,372.93	100.00	91.98
142	HOMEMAKING-HS					2,500.00	1,978.89	0.00	521.11
143	AUTO MECH-HS					2,500.00	1,943.06	200.00	356.94
144	D E -HS					1,000.00	915.23	0.00	84.77
145	SPEECH THERAPY-PS					0.00	0.00	0.00	0.00
146	SPEECH THERAPY-ES					0.00	0.00	0.00	0.00
147	CONTENT MASTERY-HS					0.00	0.00	0.00	0.00
148	SPECIAL ED-HS					2,000.00	1,466.29	0.00	533.71
149	SPECIAL ED-MS					2,000.00	1,017.48	0.00	982.52
150	SPECIAL ED-PS					750.00	655.81	0.00	94.19

	A	B	C	D	E	F	G	H	I
151	SPECIAL ED-ES					2,000.00	1,933.44	0.00	66.56
152	SUPPLIES-HS-SCIENCE-RENOVATIONS					0.00	0.00	0.00	0.00
153	SUPPLIES-TECHNOLOGY-HS**					10,000.00	9,343.38	138.00	518.62
154	SUPPLEIS-TECHNOLOGY-HS C/T					0.00	0.00	0.00	0.00
155	SUPPLIES-TECHNOLOGY-MS**					10,000.00	9,869.94	78.00	52.06
156	SUPPLIES-TECHNOLOGY-PS**					10,000.00	9,869.93	78.00	52.07
157	SUPPLIES-TECHNOLOGY-ES**					10,000.00	9,410.15	224.00	365.85
158	TOTAL					261,892.25	138,196.85	23,871.18	99,824.22
159									
160	GENERAL TRAVEL-HS					2,325.00	0.00	0.00	2,325.00
161	TRAVEL-BUSINESS-HS					175.00	156.90	0.00	18.10
162	TRAVEL-DRAFTING-HS					0.00	0.00	0.00	0.00
163	TRAVEL-VO AG-HS					5,000.00	3,876.53	0.00	1,123.47
164	TRAVEL-HOMEMAKING-HS					2,000.00	1,327.21	0.00	672.79
165	TRAVEL-AUTO MECH-HS					0.00	0.00	0.00	0.00
166	TRAVEL-DE-HS					1,000.00	124.29	0.00	875.71
167	TRAVEL-SP ED-NON EMPLOYEE					2,500.00	604.00	0.00	1,896.00
168	FEE/DUES-ES					0.00	0.00	0.00	0.00
169	GRADUATION EXPENSE					2,500.00	1,906.94	0.00	593.06
170	TOTAL					15,500.00	7,995.87	0.00	7,504.13
171									
172	VECHILE-VO AG					0.00	0.00	0.00	0.00
173	EQUIP/FURN>5,000-VO AG					0.00	0.00	0.00	0.00
174	FURN/EQUIP-HS					9,651.00	4,426.69	0.00	5,224.31
175	FURN/EQUIP-C/T					18,500.00	0.00	18,468.24	31.76
176	FURN/EQUIP-HS ALLOTMENT					10,000.00	0.00	0.00	10,000.00
177	FURN/EQUIP-MS					8,490.01	5,985.50	0.00	2,504.51
178	FURN/EQUIP-MS-ST COMP					599.99	0.00	599.99	0.00
179	FURN/EQUIP-PS					10,000.00	973.63	0.00	9,026.37
180	FURN/EQUIP-ES					10,000.00	3,135.00	1,396.76	5,468.24
181	FURN/EQUIP-DISTRICT WIDE					25,000.00	0.00	0.00	25,000.00
182	FURN/EQUIP-HS-ENGLISH					0.00	0.00	0.00	0.00
183	FURN/EQUIP-DRAMA					0.00	0.00	0.00	0.00
184	FURN/EQUIP-MS-READING					0.00	0.00	0.00	0.00
185	FURN/EQUIP-SPANISH					0.00	0.00	0.00	0.00
186	BAND INSTRUMENTS-HS					91,087.75	54,346.00	0.00	36,741.75
187	FURN/EQUIP-HS CHOIR					0.00	0.00	0.00	0.00
188	BAND INSTRUMENTS-MS					8,230.00	8,230.00	0.00	0.00
189	FURN/EQUIP-HS HISTORY					0.00	0.00	0.00	0.00
190	FURN/EQUIP-MS-HISTORY					0.00	0.00	0.00	0.00
191	FURN/EQUIP-HS-MATH					0.00	0.00	0.00	0.00
192	FURN/EQUIP-HS-ART					0.00	0.00	0.00	0.00
193	FURN/EQUIP-HS-SCIENCE					32,650.00	0.00	0.00	32,650.00
194	FURN/EQUIP-MS-SCIENCE					0.00	0.00	0.00	0.00
195	FURN/EQUIP-PS-MUSIC					0.00	0.00	0.00	0.00
196	FURN/EQUIP-ES-MUSIC					0.00	0.00	0.00	0.00
197	FURN/EQUIP-PS-PE					0.00	0.00	0.00	0.00
198	FURN/EQUIP-ES-PE					0.00	0.00	0.00	0.00
199	FURN/EQUIP-KEYBOARDING-MS					399.00	0.00	399.00	0.00
200	FURN/EQUIP-PS-PRE-K					0.00	0.00	0.00	0.00
201	FURN/EQUIP-PS-KINDERGARTEN					0.00	0.00	0.00	0.00

	A	B	C	D	E	F	G	H	I
202	FURN/EQUIP-PS-FIRST GRADE					0.00	0.00	0.00	0.00
203	FURN/EQUIP-PS-SECOND GRADE					0.00	0.00	0.00	0.00
204	FURN/EQUIP-HEAD START					0.00	0.00	0.00	0.00
205	FURN/EQUIP-ES-THIRD GRADE					0.00	0.00	0.00	0.00
206	FURN/EQUIP-ES-FOURTH GRADE					0.00	0.00	0.00	0.00
207	FURN/EQUIP-ES-FIFTH GRADE					0.00	0.00	0.00	0.00
208	FURN/EQUIP-HS-CAREER/TECH					0.00	0.00	0.00	0.00
209	FURN/EQUIP-VO AG					0.00	0.00	0.00	0.00
210	FURN/EQUIP-DE					0.00	0.00	0.00	0.00
211	FURN-EQUIP-HS-AUTO MECH					0.00	0.00	0.00	0.00
212	FURN/EQUIP-PS-SPEECH					0.00	0.00	0.00	0.00
213	FURN/EQUIP-HS-SP ED					349.00	349.00	0.00	0.00
214	FURN/EQUIP-MS-SP ED					511.00	0.00	511.00	0.00
215	FURN/EQUIP-PS-SP ED					0.00	0.00	0.00	0.00
216	FURN/EQUIP-ES-SP ED					0.00	0.00	0.00	0.00
217	FURN/EQUIP-HS-SCIENCE-RENOVATIONS					0.00	0.00	0.00	0.00
218	FURN/EQUIP-HS TECHNOLOGY**					76,500.00	5,319.00	0.00	71,181.00
219	FURN/EQUIP-HS-C/T					0.00	0.00	0.00	0.00
220	FURN/EQUIP-HS-ST COMP					0.00	0.00	0.00	0.00
221	FURN/EQUIP-MS TECHNOLOGY**					2,500.00	0.00	0.00	2,500.00
222	FURN/EQUIP-PS TECHNOLOGY**					2,500.00	0.00	0.00	2,500.00
223	FURN/EQUIP-ES TECHNOLOGY**					2,500.00	0.00	0.00	2,500.00
224	FURN/EQUIP-ES-ST COMP					0.00	0.00	0.00	0.00
225	TOTAL					309,467.75	82,764.82	21,374.99	205,327.94
226									
227	TOTAL INSTRUCTION					7,885,969.00	4,780,924.42	1,193,347.79	1,911,696.79
228									
229									
230									
231	SUBSTITUTES					1,000.00	820.00	0.00	180.00
232	SALARIES					145,221.00	102,373.42	32,422.10	10,425.48
233	FIMM					2,145.00	1,368.61	0.00	776.39
234	HEALTH INSURANCE					11,736.00	8,312.98	0.00	3,423.02
235	WORKER'S COMPENSATION					696.00	0.00	0.00	696.00
236	TRS ON BEHALF					0.00	0.00	0.00	0.00
237	UNEMPLOYMENT					122.00	107.31	0.00	14.69
238	TEACHER RETIREMENT/TRS CARE					2,119.00	1,638.81	0.00	480.19
239	PERSONAL DAYS					1,672.00	0.00	0.00	1,672.00
240	TOTAL					164,711.00	114,621.13	32,422.10	17,667.77
241									
242	REGION VII SERVICES-HS					0.00	0.00	0.00	0.00
243	REGION VII SERVICES-MS					0.00	0.00	0.00	0.00
244	REGION VII SERVICES-PS					0.00	0.00	0.00	0.00
245	REGION VII SERVICES-ES					0.00	0.00	0.00	0.00
246	AUDIO VISUAL/REPAIR-HS					0.00	0.00	0.00	0.00
247	AUDIO VISUAL/REPAIR-MS					0.00	0.00	0.00	0.00
248	AUDIO VISUAL/REPAIR-PS					0.00	0.00	0.00	0.00
249	AUDIO VISUAL/REPAIR-ES					0.00	0.00	0.00	0.00
250	CONTRACTED SERVICES-HS					2,219.00	1,501.92	0.00	717.08
251	CONTRACTED SERVICES-MS					1,000.00	0.00	0.00	1,000.00

12-LIBRARY

	A	B	C	D	E	F	G	H	I
252	CONTRACTED SERVICES-PS					1,000.00	250.00	0.00	750.00
253	CONTRACTED SERVICES-ES					1,000.00	0.00	0.00	1,000.00
254	TOTAL					5,219.00	1,751.92	0.00	3,467.08
255									
256	MAGAZINES/BOOKS-HS					9,000.00	7,890.65	1,000.00	109.35
257	MAGAZINES/BOOKS-MS					6,750.00	6,697.14	0.00	52.86
258	MAGAZINES/BOOKS-PS					7,100.00	0.00	7,084.37	15.63
259	MAGAZINES/BOOKS-ES					6,325.00	5,346.62	963.60	14.78
260	AUDIO VISUAL & OTHER INST SUPPLY-HS					500.00	315.47	0.00	184.53
261	AUDIO VISUAL & OTHER INST SUPPLY-MS					791.00	627.49	0.00	163.51
262	AUDIO VISUAL & OTHER INST SUPPLY-PS					2,941.00	0.00	2,787.43	153.57
263	AUDIO VISUAL & OTHER INST SUPPLY-ES					475.00	463.14	0.00	11.86
264	TOTAL					33,882.00	21,340.51	11,835.40	706.09
265									
266	TRAVEL-HS					1,000.00	1,097.45	0.00	(97.45)
267	TRAVEL-MS					50.00	99.00	0.00	(49.00)
268	TRAVEL-PS					50.00	99.00	0.00	(49.00)
269	TRAVEL-ES					700.00	1,261.79	0.00	(561.79)
270	FEES/DUES-HS					500.00	500.00	0.00	0.00
271	TOTAL					2,300.00	3,057.24	0.00	(757.24)
272									
273	FURN/EQUIP-HS					500.00	449.00	0.00	51.00
274	FURN/EQUIP-MS					459.00	460.15	0.00	(1.15)
275	FURN/EQUIP-PS					459.00	460.15	0.00	(1.15)
276	FURN/EQUIP-ES					500.00	460.15	0.00	39.85
277	TOTAL					1,918.00	1,829.45	0.00	88.55
278									
279	TOTAL LIBRARY					208,030.00	142,600.25	44,257.50	21,172.25
280									
281									
282									
283	DEPARTMENT HEAD/JUDGE TRUST					11,050.00	7,717.40	2,416.05	916.55
284	FIMM					142.00	92.88	0.00	49.12
285	HEALTH INSURANCE					744.00	532.08	0.00	211.92
286	WORKER'S COMPENSATION					0.00	0.00	0.00	0.00
287	TRS ON-BEHALF					0.00	0.00	0.00	0.00
288	UNEMPLOYMENT					0.00	7.66	0.00	(7.66)
289	TEACHER RETIREMENT/TRS CARE					251.00	185.83	0.00	65.17
290	TOTAL					12,187.00	8,535.85	2,416.05	1,235.10
291									
292	CONTRACTED STAFF DEVELOPMENT-HS ALLO					500.00	0.00	0.00	500.00
293	CONTRACTED STAFF-DEVELOPMENT					20,500.00	12,500.00	0.00	8,000.00
294	STAFF DEVELOPMENT-REGION VII					7,990.00	7,598.00	0.00	392.00
295	STAFF DEVELOPMENT-G/T-REGION VII					11,000.00	11,000.00	0.00	0.00
296	STAFF DEVELOPMENT-CT-REGION VII					3,810.00	3,806.00	0.00	4.00
297	TOTAL					43,800.00	34,904.00	0.00	8,896.00
298									
299	SUPPLIES-IN SERVICE					2,000.00	1,893.63	0.00	106.37
300	TOTAL					2,000.00	1,893.63	0.00	106.37
301									

13-STAFF DEVELOPMENT

	A	B	C	D	E	F	G	H	I
302	TRAVEL-HS-REG					3,597.44	784.23	0.00	2,813.21
303	TRAVEL-HS-VOC					537.56	537.56	0.00	0.00
304	TRAVEL-HS-SP ED					0.00	0.00	0.00	0.00
305	TRAVEL-HS-ST COMP					0.00	0.00	0.00	0.00
306	TRAVEL-HS-ESL					0.00	0.00	0.00	0.00
307	TRAVEL-HS ALLOTMENT					10,500.00	10,469.04	0.00	30.96
308	TRAVEL-MS-REG					2,500.00	0.00	0.00	2,500.00
309	TRAVEL-MS-SP ED					0.00	0.00	0.00	0.00
310	TRAVEL-MS-ST COMP					0.00	0.00	0.00	0.00
311	TRAVEL-MS-ESL					0.00	0.00	0.00	0.00
312	TRAVEL-PS-REG					9,450.00	0.00	0.00	9,450.00
313	TRAVEL-PS-G/T					50.00	50.00	0.00	0.00
314	TRAVEL-PS-SP ED					100.00	100.00	0.00	0.00
315	TRAVEL-ES-REG					4,398.80	127.45	0.00	4,271.35
316	TRAVEL-ES-G/T					101.20	101.20	0.00	0.00
317	TRAVEL-ES-SP ED					0.00	0.00	0.00	0.00
318	TRAVEL ES-ESL					0.00	0.00	0.00	0.00
319	TRAVEL-ALL SCHOOLS					319.00	0.00	0.00	319.00
320	TRAVEL -TECHNOLOGY					6,681.00	6,598.68	25.00	57.32
321	MISC OPERATING-HS-REG					510.00	510.00	0.00	0.00
322	MISC OPERATING-HS-SP ED					0.00	0.00	0.00	0.00
323	MISC OPERATING-HS-VOC					355.00	355.00	0.00	0.00
324	MISC OEPRATING-HS-G/T					0.00	0.00	0.00	0.00
325	MISC OPERATING-MS-REG					0.00	0.00	0.00	0.00
326	MISC OPERATING-MS-G/T					0.00	0.00	0.00	0.00
327	MISC OPERATING-MS-SP ED					0.00	0.00	0.00	0.00
328	MISC OPERATING-MS-ESL					0.00	0.00	0.00	0.00
329	MISC OPERATING-PS-REG					0.00	0.00	0.00	0.00
330	MISC OPERATING-PS-SP ED					0.00	0.00	0.00	0.00
331	MISC OPERATING-PS-ST COMP					0.00	0.00	0.00	0.00
332	MISC OPERATING-PS-ESL					0.00	0.00	0.00	0.00
333	MISC OPERATING-ES-REG					0.00	0.00	0.00	0.00
334	MISC OPERATING-ES-G/T					0.00	0.00	0.00	0.00
335	MISC OPERATING-ES-SP ED					0.00	0.00	0.00	0.00
336	MISC OPERATING-ES-ESL					0.00	0.00	0.00	0.00
337	TOTAL					39,100.00	19,633.16	25.00	19,441.84
338									
339	TOTAL STAFF DEVELOPMENT					97,087.00	64,966.64	2,441.05	29,679.31
340									
341									
342									
343	SALARY					64,443.00	49,438.36	0.00	15,004.64
344	FIMM					941.00	666.77	0.00	274.23
345	HEALTH INSURANCE					2,931.00	2,198.79	0.00	732.21
346	WORKER'S COMPENSATION					292.00	0.00	0.00	292.00
347	TRS ON-BEHALF					0.00	0.00	0.00	0.00
348	UNEMPLOYMENT					51.00	46.69	0.00	4.31
349	TEACHER RETIREMENT/TRS CARE					2,423.00	1,919.15	0.00	503.85
350	PERSONAL DAYS					596.00	0.00	0.00	596.00
351	TOTAL					71,677.00	54,269.76	0.00	17,407.24

21-INSTRUCTIONAL LEADERSHIP

	A	B	C	D	E	F	G	H	I
402	TRAVEL-ALL SCHOOLS					0.00	0.00	0.00	0.00
403	DUES-HS					390.00	390.00	0.00	0.00
404	DUES-MS					195.00	195.00	0.00	0.00
405	DUES-PS					0.00	410.00	0.00	(410.00)
406	DUES-ES					0.00	0.00	0.00	0.00
407	TOTAL					11,540.00	7,220.95	0.00	4,319.05
408									
409	FURN/EQUIP-HS					336.59	336.59	0.00	0.00
410	FURN/EQUIP-MS					324.16	324.16	0.00	0.00
411	FURN/EQUIP-PS					0.00	0.00	0.00	0.00
412	FURN/EQUIP-ES					312.58	0.00	312.58	0.00
413	TOTAL					973.33	660.75	312.58	(0.00)
414									
415	TOTAL SCHOOL ADMINISTRATION					742,507.00	513,436.09	27,242.17	201,828.74
416									
417	<i>31-COUNSELING</i>								
418									
419	SALARIES					277,400.00	188,936.88	39,207.08	49,256.04
420	FIMM					4,088.00	2,514.00	0.00	1,574.00
421	HEALTH INSURANCE					15,654.00	8,463.69	0.00	7,190.31
422	WORKER'S COMPENSATION					1,136.00	0.00	0.00	1,136.00
423	TRS ON-BEHALF					0.00	0.00	0.00	0.00
424	UNEMPLOYMENT					199.00	199.98	0.00	(0.98)
425	TEACHER RETIREMENT/TRS CARE					4,314.00	3,061.42	0.00	1,252.58
426	PERSONAL DAYS					4,400.00	0.00	0.00	4,400.00
427	TOTAL					307,191.00	203,175.97	39,207.08	64,807.95
428									
429	REGION VII ESC					1,500.00	1,500.00	0.00	0.00
430	TEST SCORING-HS					250.00	0.00	0.00	250.00
431	TEST SCORING-MS					200.00	0.00	0.00	200.00
432	TEST SCORING-PS					200.00	0.00	0.00	200.00
433	TEST SCORING-ES					250.00	0.00	0.00	250.00
434	TOTAL					2,400.00	1,500.00	0.00	900.00
435									
436	TEST MATERIALS-HS					500.00	0.00	0.00	500.00
437	TEST MATERIALS-MS					500.00	0.00	0.00	500.00
438	TEST MATERIALS-PS					700.00	278.29	0.00	421.71
439	TEST MATERIALS-ES					700.00	0.00	0.00	700.00
440	SUPPLIES-HS					1,250.00	224.76	0.00	1,025.24
441	SUPPLIES-MS					700.00	289.56	0.00	410.44
442	SUPPLIES-PS					1,000.00	233.17	100.00	666.83
443	SUPPLIES-ES					750.00	161.26	120.87	467.87
444	POSTAGE-HS					250.00	0.00	0.00	250.00
445	POSTAGE-MS					250.00	0.00	0.00	250.00
446	TOTAL					6,600.00	1,187.04	220.87	5,192.09
447									
448	TRAVEL-HS					1,825.00	1,339.39	0.00	485.61
449	TRAVEL-MS					1,350.00	356.00	0.00	994.00
450	TRAVEL-PS					1,425.00	418.82	470.64	535.54
451	TRAVEL-ES					1,425.00	1,034.47	0.00	390.53

	A	B	C	D	E	F	G	H	I
552									
553									
554									
555	SALARIES/STIPENDS					279,976.00	206,851.85	31,655.38	41,468.77
556	FIMM					4,065.00	2,852.43	0.00	1,212.57
557	HEALTH INSURANCE					13,619.00	9,643.20	0.00	3,975.80
558	WORKER'S COMPENSATION					932.00	0.00	0.00	932.00
559	TRS ON-BEHALF					0.00	0.00	0.00	0.00
560	UNEMPLOYMENT					163.00	199.98	0.00	(36.98)
561	TEACHER RETIREMENT/TRS CARE					8,254.00	4,696.88	0.00	3,557.12
562	TOTAL					307,009.00	224,244.34	31,655.38	51,109.28
563									
564	DRUG TESTING-HS					2,250.00	2,422.00	0.00	(172.00)
565	DRUG TESTING-MS					1,022.00	1,022.00	0.00	0.00
566	DRUG DOGS-HS					670.00	562.50	107.50	0.00
567	DRUG DOGS-MS					230.00	112.50	117.50	0.00
568	CONTRACTED ATHLETIC TRAINER					9,000.00	8,876.00	0.00	124.00
569	REPAIR ATHLETICS-HS					4,840.00	1,800.00	0.00	3,040.00
570	REPAIR-ATHLETICS-MS					2,500.00	2,500.00	0.00	0.00
571	RENTAL-DRAMA-HS					0.00	0.00	0.00	0.00
572	RENTAL-ATHLETICS					272.25	272.25	0.00	0.00
573	RENTAL-STADIUM/GYM					1,000.00	389.77	0.00	610.23
574	GAME OFFICIALS-HS					20,000.00	16,861.09	0.00	3,138.91
575	GAME OFFICIALS-MS					7,000.00	5,781.34	0.00	1,218.66
576	GAME WORKERS-HS					9,000.00	845.00	0.00	8,155.00
577	GAME WORKERS-MS					3,000.00	1,067.50	0.00	1,932.50
578	GAME CONTRACTS					0.00	0.00	0.00	0.00
579	CONTRACTED SERVICE-HS DRAMA					1,500.00	45.00	0.00	1,455.00
580	CONTRACTED SERVICE-MS-DRAMA					35.00	35.00	0.00	0.00
581	CONTRACTED SERVICE-HS-BAND					15,300.00	11,865.50	2,500.00	934.50
582	CONTRACTED SERVICE-MS-BAND					0.00	0.00	0.00	0.00
583	CONTRACTED SERVICE-HS-ATHLETICS					2,055.00	2,055.00	0.00	0.00
584	PRINTING					550.00	0.00	0.00	550.00
585	TOTAL					80,224.25	56,512.45	2,725.00	20,986.80
586									
587	ATHLETIC NEWSLETTER					500.00	198.00	0.00	302.00
588	UNIFORMS-FOOTBALL/BOYS BASKETBALL					10,000.00	5,209.00	4,791.80	(0.80)
589	DRAMA COSTUMES					1,000.00	0.00	0.00	1,000.00
590	BAND UNIFORMS					9,300.00	3,264.20	445.00	5,590.80
591	CHOIR UNIFORMS-HS					0.00	0.00	0.00	0.00
592	UIL SUPPLIES-HS					985.65	933.73	59.00	(7.08)
593	UIL SUPPLIES-MS					500.00	256.93	0.00	243.07
594	UIL SUPPLIES-PS					0.00	0.00	0.00	0.00
595	UIL SUPPLIES-ES					1,000.00	759.75	221.50	18.75
596	CHEERLEADERS-HS					1,000.00	0.00	0.00	1,000.00
597	CHEERLEADERS-MS					500.00	0.00	0.00	500.00
598	ALL ATHLETICS-HS					4,000.00	566.51	0.00	3,433.49
599	ALL ATHLETICS-MS					2,000.00	1,362.20	0.00	637.80
600	FOOTBALL-HS					13,000.00	4,103.45	8,914.72	(18.17)

	A	B	C	D	E	F	G	H	I
601	FOOTBALL-MS					4,000.00	0.00	3,983.75	16.25
602	BASKETBALL-HS					4,000.00	3,744.85	0.00	255.15
603	BASKETBALL-MS					1,500.00	1,205.25	0.00	294.75
604	TRACK-HS					4,000.00	3,920.68	0.00	79.32
605	TRACK-MS					1,500.00	204.68	0.00	1,295.32
606	BASEBALL-HS					4,000.00	3,924.69	0.00	75.31
607	VOLLEYBALL-HS					4,000.00	0.00	2,667.20	1,332.80
608	VOLLEYBALL-MS					1,500.00	0.00	1,426.27	73.73
609	GIRLS BASKETBALL-HS					4,000.00	3,998.91	0.00	1.09
610	GIRLS BASKETBALL-MS					1,500.00	1,500.00	0.00	0.00
611	GIRLS TRACK-HS					4,000.00	0.00	2,420.77	1,579.23
612	GIRLS TRACK-MS					1,500.00	1,100.24	0.00	399.76
613	TENNIS-HS					1,500.00	206.00	0.00	1,294.00
614	GOLF-HS					1,500.00	337.66	0.00	1,162.34
615	WEIGHT TRAINING-HS					1,500.00	0.00	988.31	511.69
616	SOFTBALL-HS					4,000.00	1,061.70	2,898.27	40.03
617	OFF SEASON-HS					5,000.00	2,118.25	2,447.20	434.55
618	OFF SEASON-MS					0.00	0.00	0.00	0.00
619	TRAINER SUPPLIES-HS					5,000.00	3,844.75	401.26	753.99
620	CROSS COUNTRY-HS					1,500.00	394.70	1,082.30	23.00
621	TOTAL					99,285.65	44,216.13	32,747.35	22,322.17
622									
623	EMPLOYEE TRAVEL-DRAMA-HS					769.30	769.30	0.00	0.00
624	EMPLOYEE TRAVEL-BAND-HS					537.82	537.82	0.00	0.00
625	EMPLOYEE TRAVEL-CHOIR-HS					0.00	0.00	0.00	0.00
626	EMPLOYEE TRAVEL-BAND-MS					955.86	955.86	0.00	0.00
627	EMPLOYEE TRAVEL-MUSIC-ES					0.00	0.00	0.00	0.00
628	EMPLOYEE TRAVEL-ES-UIL					0.00	0.00	0.00	0.00
629	EMPLOYEE TRAVEL-ATHELTICS-HS					5,725.00	13,813.03	305.97	(8,394.00)
630	STUDENT MEALS/FEES-HS					120.00	120.00	0.00	0.00
631	STUDENT MEALS/FEES-MS					2,299.00	0.00	0.00	2,299.00
632	STUDENT MEALS/FEES-PS					0.00	0.00	0.00	0.00
633	STUDENT MEALS/FEES-ES					525.00	0.00	0.00	525.00
634	STUDENTS/REP DISTRICT-HS					0.00	612.00	0.00	(612.00)
635	STUDENTS/REP DISTRICT-MS					0.00	0.00	0.00	0.00
636	STUDENT TRAVEL-DRAMA-HS					0.00	0.00	0.00	0.00
637	STUDENT TRAVEL-DRAMA-MS					0.00	0.00	0.00	0.00
638	STUDENT TRAVEL-BAND-HS					4,266.32	6,668.68	0.00	(2,402.36)
639	STUDENT TRAVEL-BAND-MS					300.00	1,167.36	0.00	(867.36)
640	STUDENT TRAVEL-CHOIR-HS					40.00	795.00	0.00	(755.00)
641	STUDENT TRAVEL-BUS CLUB-HS					1,089.02	1,089.02	0.00	0.00
642	STUDENT TRAVEL-VO AG					890.00	1,610.60	0.00	(720.60)
643	STUDENT TRAVEL-HOME ECO					3,473.30	6,297.17	0.00	(2,823.87)
644	STUDENT TRAVEL-DECA-HS					2,101.48	2,101.48	0.00	0.00
645	STUDENT TRAVEL-UIL-HS					0.00	160.00	0.00	(160.00)
646	STUDENT TRAVEL-UIL-MS					590.00	0.00	590.00	0.00
647	STUDENT TRAVEL-UIL-PS					0.00	0.00	0.00	0.00
648	STUDENT TRAVEL-UIL-ES					375.00	375.00	0.00	0.00

	A	B	C	D	E	F	G	H	I
649	STUDENT TRAVEL-ACADEMICS-HS					0.00	0.00	0.00	0.00
650	STUDENT TRAVEL-ROPE TRICK-ES					0.00	0.00	0.00	0.00
651	STUDENT TRAVEL-ATHLETICS-HS					0.00	0.00	0.00	0.00
652	STUDENT TRAVEL-ATHLETICS-MS					0.00	0.00	0.00	0.00
653	STUDENT TRAVEL-HS-FOOTBALL					2,450.00	1,805.93	0.00	644.07
654	STUDENT TRAVEL-MS-FOOTBALL					2,000.00	1,210.00	0.00	790.00
655	STUDENT TRAVEL-HS BASKETBALL					2,000.00	1,937.13	0.00	62.87
656	STUDENT TRAVEL-MS BASKETBALL					1,225.00	615.91	0.00	609.09
657	STUDENT TRAVEL-HS TRACK					2,800.00	646.24	0.00	2,153.76
658	STUDENT TRAVEL-MS TRACK					1,800.00	561.50	0.00	1,238.50
659	STUDENT TRAVEL-HS BASEBALL					2,000.00	1,101.19	0.00	898.81
660	STUDENT TRAVEL-HS VOLLEYBALL					2,000.00	1,192.93	0.00	807.07
661	STUDENT TRAVEL-MS VOLLEYBALL					1,000.00	1,370.00	0.00	(370.00)
662	STUDENT TRAVEL-HS GIRLS BASKETBALL					2,000.00	2,260.68	0.00	(260.68)
663	STUDENT TRAVEL-MS GIRLS BASKETBALL					1,000.00	1,094.00	0.00	(94.00)
664	STUDENT TRAVEL-HS FIRLS TRACK					1,500.00	322.50	0.00	1,177.50
665	STUDENT TRAVEL-MS GIRLS TRACK					1,250.00	561.50	0.00	688.50
666	STUDENT TRAVEL-HS TENNIS					750.00	492.67	0.00	257.33
667	STUDENT TRAVEL-HS GOLF					750.00	915.97	0.00	(165.97)
668	STUDENT TRAVEL-HS WEIGHT LIFTING					1,000.00	223.00	0.00	777.00
669	STUDENT TRAVEL-HS SOFTBALL					2,000.00	1,034.28	0.00	965.72
670	STUDENT TRAVEL-HS CROSS COUNTRY					900.00	566.02	0.00	333.98
671	TRAVEL-NON EMPLOYEE-HS-BAND					0.00	0.00	0.00	0.00
672	STUDENT INSURANCE-HS					25,000.00	0.00	0.00	25,000.00
673	STUDENT INSURANCE-MS					25,000.00	0.00	0.00	25,000.00
674	DUES-BAND-HS					85.00	85.00	0.00	0.00
675	DUES-CHOIR-HS					50.00	50.00	0.00	0.00
676	DUES-BAND-MS					170.00	170.00	0.00	0.00
677	DUES-MUSIC-ES					0.00	0.00	0.00	0.00
678	DUES-ATHLETICS-HS					0.00	1,170.00	0.00	(1,170.00)
679	STUDENT ACTIVITY-HS					530.00	570.00	0.00	(40.00)
680	STUDENT ACTIVITY-MS					25.00	25.00	0.00	0.00
681	FEES & DUES-DRAMA-HS					275.00	275.00	0.00	0.00
682	FEES & DUES-DRAMA-MS					0.00	0.00	0.00	0.00
683	FEES & DUES-BAND-HS					2,475.00	2,475.00	0.00	0.00
684	FEES & DUES-CHOIR-HS					100.00	100.00	0.00	0.00
685	FEES & DUES-BAND-MS					1,437.00	1,437.00	0.00	0.00
686	FEES & DUES-CHOIR-MS					0.00	0.00	0.00	0.00
687	FEES-MUSIC-ES					0.00	0.00	0.00	0.00
688	FEES & DUES-BUS DEPT-HS					440.00	440.00	0.00	0.00
689	FEES & DUES-VO AG					356.00	787.00	0.00	(431.00)
690	FEES & DUES-HOME ECO					798.00	1,282.00	0.00	(484.00)
691	FEES & DUES-DE					545.00	545.00	0.00	0.00
692	UIL FEES-HS					232.00	232.00	0.00	0.00
693	UIL FEES-MS					0.00	0.00	0.00	0.00
694	UIL FEES-PS					225.00	0.00	0.00	225.00
695	UIL FEES-ES					300.00	0.00	0.00	300.00
696	ACADEMIC AWARDS-HS					0.00	244.00	0.00	(244.00)

	A	B	C	D	E	F	G	H	I
697	ACADEMIC AWARDS-MS					0.00	150.00	0.00	(150.00)
698	ACADEMIC AWARDS-ES					0.00	0.00	0.00	0.00
699	JUMP ROPE FEES-ES					0.00	0.00	0.00	0.00
700	CHEERLEADER FEES-HS					0.00	0.00	0.00	0.00
701	CHEERLEADER FEES-MS					0.00	0.00	0.00	0.00
702	DRUM MAJOR/FLAGS FEES-HS					0.00	0.00	0.00	0.00
703	DEBATE FEES-HS					0.00	0.00	0.00	0.00
704	DRAMA AWARDS/JACKETS-HS					0.00	0.00	0.00	0.00
705	BAND AWARD/JACKETS-HS					1,190.00	1,260.00	552.84	(622.84)
706	CHOIR AWARDS/JACKETS-HS					0.00	0.00	30.00	(30.00)
707	BAND AWARDS-MS					0.00	0.00	45.00	(45.00)
708	FEES & DUES-ATHLETICS-HS					19,500.00	14,439.26	0.00	5,060.74
709	FEES & DUES-ATHLETICS-MS					2,000.00	3,450.00	0.00	(1,450.00)
710	TROPHIES, MEDALS, RIBBONS-HS					2,750.00	1,842.00	0.00	908.00
711	TROPHIES, MEDALS, RIBBONS-MS					1,200.00	1,200.00	0.00	0.00
712	ATHLETICS AWARDS/JACKETS-HS					2,500.00	1,470.00	1,120.00	(90.00)
713	TOTAL					139,665.10	88,682.03	2,643.81	48,339.26
714									
715	EQUIPMENT-HS-FOOTBALL					0.00	0.00	0.00	0.00
716	EQUIPMENT-ALL ATHLETICS					4,140.00	4,100.00	0.00	40.00
717	EQUIPMENT-BASKETBALL					0.00	5,312.00	0.00	(5,312.00)
718	EQUIPMENT-TRACK					19,773.00	17,795.00	0.00	1,978.00
719	TOTAL					23,913.00	27,207.00	0.00	(3,294.00)
720									
721	TOTAL COCURRICULAR/EXTRACURRICULAR					650,097.00	440,861.95	69,771.54	139,463.51
722									
723									
724									
725	SALARIES					324,444.00	247,247.24	0.00	77,196.76
726	FIMM					4,281.00	3,473.87	0.00	807.13
727	HEALTH INSURANCE					7,851.00	5,882.22	0.00	1,968.78
728	WORKER'S COMPENSATION					1,300.00	0.00	0.00	1,300.00
729	TRS ON-BEHALF					0.00	0.00	0.00	0.00
730	UNEMPLOYMENT					228.00	240.40	0.00	(12.40)
731	TEACHER RETIREMENT/TRS CARE					28,337.00	19,351.52	0.00	8,985.48
732	PERSONAL DAYS					3,200.00	0.00	0.00	3,200.00
733	TOTAL					369,641.00	276,195.25	0.00	93,445.75
734									
735	ATTORNEY FEES-SPEC ED					0.00	1,224.00	0.00	(1,224.00)
736	ATTORNEY FEES					5,000.00	2,613.60	0.00	2,386.40
737	AUDIT EXP					18,500.00	18,695.00	0.00	(195.00)
738	CONT-SERVICE-FINGERPRINTING					0.00	0.00	0.00	0.00
739	REGION VII ESC					4,200.00	4,176.00	0.00	24.00
740	COPIER REPAIR/MAINT					1,250.00	725.00	0.00	525.00
741	LEASE-EQUIP					2,868.00	2,151.00	0.00	717.00
742	PRINTING-SUPERINTENDENT					0.00	0.00	0.00	0.00
743	POLICY REVIEW-SCHOOL BOARD					1,300.00	1,331.68	0.00	(31.68)
744	PRINTING-TAX OFFICE					1,600.00	466.00	0.00	1,134.00
745	PRINTING-ADM					2,000.00	697.50	0.00	1,302.50

41-GENERAL ADMINISTRATION

	A	B	C	D	E	F	G	H	I
746	CONT SERVICE-TASB PAY PLAN					1,500.00	0.00	1,430.00	70.00
747	TOTAL					38,218.00	32,079.78	1,430.00	4,708.22
748									
749	MAGAZINES					100.00	0.00	0.00	100.00
750	SUPPLIES-SUPERINTENDENT					1,000.00	230.46	50.00	719.54
751	SUPPLIES-SCHOOL BOARD					1,500.00	180.24	50.00	1,269.76
752	SUPPLIES-TAX OFFICE					2,500.00	2,291.82	100.00	108.18
753	SUPPLIES-ADMINISTRATION					3,250.00	1,808.21	50.00	1,391.79
754	SERVICE PINS					1,150.00	691.50	0.00	458.50
755	POSTAGE-TAX					1,500.00	500.00	0.00	1,000.00
756	POSTAGE-ADM					1,500.00	516.37	0.00	983.63
757	SUPPLIES-TECHNOLOGY**					0.00	0.00	0.00	0.00
758	TOTAL					12,500.00	6,218.60	250.00	6,031.40
759									
760	TRAVEL-SUPERINTENDENT					2,500.00	1,924.42	0.00	575.58
761	TRAVEL-TAX					750.00	250.00	0.00	500.00
762	TRAVEL-BUS OFF					3,000.00	2,911.59	0.00	88.41
763	TRAVEL-SCHOOL BOARD					7,500.00	4,229.13	1,690.00	1,580.87
764	INSUR-SCHOOL BOARD					4,410.00	4,410.00	0.00	0.00
765	BONDING-TAX					250.00	250.00	0.00	0.00
766	BONDING-ADM					0.00	0.00	0.00	0.00
767	ELECTIONS					2,225.00	1,583.84	0.00	641.16
768	DUES-SUPERINTENDENT					500.00	350.00	0.00	150.00
769	DUES-SCHOOL BOARD					4,500.00	2,974.87	0.00	1,525.13
770	DUES-TAX COLLECTOR					250.00	180.00	0.00	70.00
771	DUES-SCHOOL WIDE					5,000.00	555.00	0.00	4,445.00
772	DUES-ADMIN OFFICE					4,625.00	0.00	0.00	4,625.00
773	MISC OPERATING-SUPERINTENDENT					750.00	350.00	0.00	400.00
774	MISC OPERATING-SCHOOL BOARD					2,500.00	2,617.61	0.00	(117.61)
775	MISC OPERATING-TAX OFFICE					500.00	0.00	0.00	500.00
776	MISC OPERATING-SCHOOL WIDE					4,000.00	0.00	0.00	4,000.00
777	MISC OPERATING-ADMIN					2,500.00	1,329.69	0.00	1,170.31
778	OTHER OPERATING COSTS-TAX REFUNDS					0.00	0.00	0.00	0.00
779	ADVER-TAX					500.00	0.00	0.00	500.00
780	ADVER-ADM					2,000.00	1,232.20	0.00	767.80
781	TECS FEES					0.00	0.00	0.00	0.00
782	TOTAL					48,260.00	25,148.35	1,690.00	21,421.65
783									
784	FURN/EQUIP-SUPERINTENDENT					0.00	799.00	0.00	(799.00)
785	FURN/EQUIP-SCHOOL BOARD					0.00	0.00	0.00	0.00
786	FURN/EQUIP-TECHNOLOGY**					0.00	0.00	0.00	0.00
787	TOTAL					0.00	799.00	0.00	(799.00)
788									
789	TOTAL GENERAL ADMINISTRATION					468,619.00	340,440.98	3,370.00	124,808.02
790									
791	<i>51-PLANT MAINTENANCE</i>								
792									
793	SUBSTITUTES					10,000.00	3,729.04	0.00	6,270.96
794	SALARIES					441,508.00	326,737.02	0.00	114,770.98

	A	B	C	D	E	F	G	H	I
795	FIMM					6,211.00	4,191.98	0.00	2,019.02
796	HEALTH INSURANCE					54,354.00	45,290.50	0.00	9,063.50
797	WORKER'S COMPENSATION					2,148.00	0.00	0.00	2,148.00
798	TRS ON-BEHALF					0.00	0.00	0.00	0.00
799	UNEMPLOYMENT					375.00	338.64	0.00	36.36
800	TEACHER RETIREMENT/TRS CARE					3,340.00	3,064.63	0.00	275.37
801	PERSONAL DAYS					2,400.00	0.00	0.00	2,400.00
802	TOTAL					520,336.00	383,351.81	0.00	136,984.19
803									
804	BUILDING APPRAISAL					0.00	0.00	0.00	0.00
805	PRINTING					0.00	0.00	0.00	0.00
806	CONTRACTED SERVICES-PHYSICALS/DRUG					1,600.00	867.15	0.00	732.85
807	CONTRACTED SERVICES-ELECTRICAL					12,300.00	12,300.00	0.00	0.00
808	CONTRACTED SERVICES-EXTERMINATING					7,500.00	6,649.60	0.00	850.40
809	CONTRACTED SERVICES-GARBAGE					12,000.00	6,868.79	0.00	5,131.21
810	CONTRACTED SERVICES-HEAT/AIR					125,000.00	101,604.29	11,985.00	11,410.71
811	CONTRACTED SERVICES-GENERAL					65,234.00	33,052.48	28,307.00	3,874.52
812	CONTRACTED SERVICES-FOOTBALL/BASEBAL					15,000.00	4,620.00	0.00	10,380.00
813	CONTRACTED SERVICES-GYM FLOORS					8,500.00	0.00	0.00	8,500.00
814	CONTRACTED SERVICES-SOUND SYS					11,000.00	2,817.58	8,069.31	113.11
815	CONTRACTED SERVICES-ROAD REPAIR					2,500.00	0.00	0.00	2,500.00
816	CONTRACTED SERVICES-FIRE EXT					7,500.00	969.00	0.00	6,531.00
817	CONTRACTED SERVICES-PLUMBING					10,000.00	8,612.74	0.00	1,387.26
818	CONTRACTED SERVICES-DST WIDE					64,000.00	0.00	0.00	64,000.00
819	CONTRACTED SERVICES-ROOFING					9,000.00	0.00	0.00	9,000.00
820	CONTRACTED SERVICES-TECHNOLOGY**					0.00	0.00	0.00	0.00
821	PHONE-HS					3,000.00	1,021.77	0.00	1,978.23
822	PHONE-MS					1,500.00	474.60	0.00	1,025.40
823	PHONE-PS					1,000.00	474.60	0.00	525.40
824	PHONE-ES					1,000.00	474.60	0.00	525.40
825	PHONE-ADM					1,500.00	626.17	0.00	873.83
826	PHONE-CAFETERIA					500.00	323.67	0.00	176.33
827	PHONE-BUS/MAINTENANCE					2,800.00	1,138.96	0.00	1,661.04
828	PHONE-HS MEREDITH STADIUM					2,000.00	1,235.01	0.00	764.99
829	WATER					35,000.00	28,053.08	0.00	6,946.92
830	ELECTRICITY					243,500.00	182,183.41	0.00	61,316.59
831	GAS					34,000.00	25,899.73	0.00	8,100.27
832	CABLE INTERNET					4,000.00	3,400.00	0.00	600.00
833	TOTAL					680,934.00	423,667.23	48,361.31	208,905.46
834									
835	VEHICLE SUPPLIES					0.00	0.00	0.00	0.00
836	CUSTODIAL SUPPLIES					60,000.00	51,962.04	4,300.00	3,737.96
837	MAINT/GROUNDS SUPPLIES					60,000.00	42,035.46	7,838.23	10,126.31
838	SUPPLIES-TECHNOLOGY**					0.00	0.00	0.00	0.00
839	TOTAL					120,000.00	93,997.50	12,138.23	13,864.27
840									
841	TRAVEL-MAIT					0.00	0.00	0.00	0.00
842	PROPERTY INSUR					58,328.00	58,557.00	0.00	(229.00)

	A	B	C	D	E	F	G	H	I
843	FEES-MAINT DEPT					0.00	0.00	0.00	0.00
844	TOTAL					58,328.00	58,557.00	0.00	(229.00)
845									
846	CAPITAL OUTLAY					6,650.00	6,111.54	0.00	538.46
847									
848	TOTAL PLANT MAINTENANCE					1,386,248.00	965,685.08	60,499.54	360,063.38
849									
850									
851									
	<i>52-SECURITY & MONITORING SERVICES</i>								
852	CONT SERV-SECURITY-HS					3,000.00	2,400.00	0.00	600.00
853	CONT SERV-SECURITY-MS					0.00	0.00	0.00	0.00
854	CONT SERV-HS					675.00	234.73	200.00	240.27
855	CONT SERV-MS					675.00	234.73	400.00	40.27
856	CONT SERV-PS					675.00	240.73	400.00	34.27
857	CONT SERV-ES					675.00	228.71	400.00	46.29
858	MISC CONT SERV-HS					1,000.00	1,017.50	0.00	(17.50)
859	MISC CONT SERV-MS					500.00	302.50	0.00	197.50
860	MISC CONT SERV-PS					400.00	302.50	0.00	97.50
861	MISC CONT SERV-ES					300.00	192.50	0.00	107.50
862	MISC CONT SERV-ADM					2,300.00	2,282.50	0.00	17.50
863	TOTAL					10,200.00	7,436.40	1,400.00	1,363.60
864									
865	SUPPLIES-HS					1,000.00	528.75	0.00	471.25
866	SUPPLIES-MS					1,000.00	443.75	0.00	556.25
867	SUPPLIES-PS					1,000.00	443.75	0.00	556.25
868	SUPPLIES-ES					1,000.00	443.75	0.00	556.25
869	SUPPLIES-ADM					600.00	626.70	0.00	(26.70)
870	TOTAL					4,600.00	2,486.70	0.00	2,113.30
871									
872	EQUIP-HS					14,432.28	15,309.20	0.00	(876.92)
873	EQUIP-MS					3,932.27	4,481.52	0.00	(549.25)
874	EQUIP-PS					3,582.28	4,481.53	0.00	(899.25)
875	EQUIP-ES					2,682.27	3,458.90	0.00	(776.63)
876	EQUIP-ADM					7,500.00	7,087.20	0.00	412.80
877	TOTAL					32,129.10	34,818.35	0.00	(2,689.25)
878									
879	TOTAL SECURITY & MONITORING					46,929.10	44,741.45	1,400.00	787.65
880									
881									
882									
	<i>53-DATA PROCESSING</i>								
883	SALARY/STIPEND					0.00	0.00	0.00	0.00
884	FIMM					0.00	0.00	0.00	0.00
885	HEALTH INSURANCE					0.00	0.00	0.00	0.00
886	WORKER'S COMPENSATION					0.00	0.00	0.00	0.00
887	TRS ON-BEHALF					0.00	0.00	0.00	0.00
888	UNEMPLOYMENT					0.00	0.00	0.00	0.00
889	TEACHER RETIREMENT/TRS CARE					0.00	0.00	0.00	0.00
890	PERSONAL DAYS					0.00	0.00	0.00	0.00
891	TOTAL					0.00	0.00	0.00	0.00

	A	B	C	D	E	F	G	H	I
892									
893	CONTRACTED SERVICES-DISTRICT					20,000.00	1,217.40	0.00	18,782.60
894	CONT SERVICE-FINGERPRINTING					0.00	0.00	0.00	0.00
895	HARDWARE & SOFTWARE MAINT-HS					7,250.00	6,118.29	200.00	931.71
896	HARDWARE & SOFTWARE MAINT-MS					7,250.00	6,638.29	0.00	611.71
897	HARDWARE & SOFTWARE MAINT-PS					7,250.00	6,638.29	0.00	611.71
898	HARDWARE & SOFTWARE MAINT-ES					7,250.00	6,638.27	0.00	611.73
899	HARDWARE & SODTWARE MAINT-TAX					6,000.00	1,600.00	0.00	4,400.00
900	HARDWARE & SOFTWARE MAINT-ADM					14,000.00	13,279.00	0.00	721.00
901	MISC CONT SERVICES-HS					18,400.00	16,375.64	0.00	2,024.36
902	MISC CONT SERVICES-MS					18,400.00	15,863.78	0.00	2,536.22
903	MISC CONT SERVICES-PS					18,400.00	15,863.78	0.00	2,536.22
904	MISC CONT SERVICES-ES					18,400.00	15,863.77	0.00	2,536.23
905	TOTAL					142,600.00	106,096.51	200.00	36,303.49
906									
907	COMPUTER SUPPLIES-HS					1,131.25	1,115.78	0.00	15.47
908	COMPUTER SUPPLIES-MS					1,131.25	2,296.72	0.00	(1,165.47)
909	COMPUTER SUPPLIES-PS					1,131.25	2,296.72	0.00	(1,165.47)
910	COMPUTER SUPPLIES-ES					1,131.25	2,296.73	0.00	(1,165.48)
911	COMPUTER SUPPLIES-ADM					500.00	164.80	0.00	335.20
912	TOTAL					5,025.00	8,170.75	0.00	(3,145.75)
913									
914	TRAVEL					1,000.00	0.00	0.00	1,000.00
915	FEES/DUES					0.00	0.00	0.00	0.00
916	TOTAL					1,000.00	0.00	0.00	1,000.00
917									
918	COMPUTERS-HS					7,621.58	8,337.32	0.00	(715.74)
919	COMPUTERS-MS					7,621.59	7,411.72	0.00	209.87
920	COMPUTERS-PS					7,621.59	7,411.72	0.00	209.87
921	COMPUTERS-ES					7,621.59	7,411.72	0.00	209.87
922	COMPUTERS-ADM					0.00	0.00	0.00	0.00
923	TOTAL					30,486.35	30,572.48	0.00	(86.13)
924									
925	TOTAL DATA PROCESSING					179,111.35	144,839.74	200.00	34,071.61
926									
927									
928									
929	CONTRACTED SERVICE-HS					2,482.00	0.00	0.00	2,482.00
930	CONTRACTED SERVICE-MS					2,482.00	0.00	0.00	2,482.00
931	CONTRACTED SERVICE-PS					2,482.00	0.00	0.00	2,482.00
932	CONTRACTED SERVICE-ES					2,482.00	0.00	0.00	2,482.00
933	TOTAL					9,928.00	0.00	0.00	9,928.00
934									
935	TOTAL COMMUNITY SERVICE					9,928.00	0.00	0.00	9,928.00
936									
937									
938									
939	FITNESS EQUIP-PRINCIPAL					0.00	0.00	0.00	0.00
940	FITNESS EQUIP-INTEREST					0.00	0.00	0.00	0.00

61-COMMUNITY SERVICE

71-DEBT SERVICE

	A	B	C	D	E	F	G	H	I
941	TOTAL					0.00	0.00	0.00	0.00
942									
943	TOTAL DEBT SERVICE					0.00	0.00	0.00	0.00
944									
945	<i>81-FACILITIES ACQUISITION & CONSTRUCTION</i>								
946									
947	FACILITY PLANNING					0.00	0.00	0.00	0.00
948	CONT SERVICES-TECHNOLOGY-MS**					0.00	0.00	0.00	0.00
949	CONT SERVICES-TECHNOLOGY-PS**					0.00	0.00	0.00	0.00
950	CONT SERVICES-TECHNOLOGY-ES**					0.00	0.00	0.00	0.00
951	CONT SERVICES-TECHNOLOGY-ADM**					0.00	0.00	0.00	0.00
952	CONT SERVICES-STADIUM					0.00	0.00	0.00	0.00
953	TOTAL					0.00	0.00	0.00	0.00
954									
955	SUPPLIES-STADIUM/TRACK					0.00	0.00	0.00	0.00
956	TOTAL					0.00	0.00	0.00	0.00
957									
958	LAND PURCHASE					0.00	0.00	0.00	0.00
959	FEES-LAND PURCHASE					0.00	0.00	0.00	0.00
960	BUILDING CONSTRUCTION-MS/PS ROOF					0.00	0.00	0.00	0.00
961	BUILDING CONSTRUCTION-HS/ES RENNOV					1,446,322.00	41,878.49	0.00	1,404,443.51
962	PARKING/ROADS-ALL SCHOOLS					110,000.00	119,997.68	0.00	(9,997.68)
963	SECURITY RENNOVATIONS-ALL SCHOOLS					0.00	0.00	0.00	0.00
964	BUILDING CONSTRUCTION-STADIUM TRACK					0.00	0.00	0.00	0.00
965	BUILDING CONSTRUCTION-FIELDHOUSE					0.00	0.00	0.00	0.00
966	FURN/EQUIP-TECHNOLOGY-DST**					0.00	0.00	0.00	0.00
967	TOTAL					1,556,322.00	161,876.17	0.00	1,394,445.83
968									
969	TOTAL FACILITIES & CONSTRUCTION					1,556,322.00	161,876.17	0.00	1,394,445.83
970									
971	<i>93-PAYMENTS TO MEMBER DISTRICTS/FISCAL AGENTS</i>								
972									
973	SSA-SUPERNET II					9,471.00	5,754.85	0.00	3,716.15
974	SSA-SPECIAL EDUCATION					359,979.00	359,979.06	0.00	(0.06)
975	SSA-RUS-DLT GRANT					0.00	0.00	0.00	0.00
976									
977	TOTAL PAYMENTS TO MEMBER DISTRICTS					369,450.00	365,733.91	0.00	3,716.09
978									
979	<i>99-OTHER INTERGOVERNMENTAL CHARGES</i>								
980									
981	APPRAISAL DISTRICT					118,688.00	58,686.50	0.00	60,001.50
982									
983	TOTAL OTHER INTERGOVERNMENTAL					118,688.00	58,686.50	0.00	60,001.50
984									
985									
986	TOTAL OPERATING BUDGET					14,723,958.45	8,647,089.32	1,589,640.44	4,487,228.69
987									
988									
989	DEBT SERVICE FUND								

	A	B	C	D	E	F	G	H	I
990	599								
991									
992	BONDS					0.00	0.00	0.00	0.00
993	INTEREST					0.00	0.00	0.00	0.00
994	FEES					0.00	0.00	0.00	0.00
995						0.00	0.00	0.00	0.00
996	TOTAL								
997	TOTAL DEBT SERVICE					0.00	0.00	0.00	0.00
998									
999									
1000	TOTAL OPERATING FUND								
1001	AND DEBT SERVICE					14,723,958.45	8,647,089.32	1,589,640.44	4,487,228.69
1002									
1003									
1004	***TECHNOLOGY EXPENSES TO BE								
1005	FUNDED					124,000.00	43,812.40	518.00	79,669.60
1006									
1007									
1008	<u>REFERENCE GUIDE</u>								
1009									
1010	HS					ST COMP		STATE COMPENSATORY	
1011	MS	HIGH SCHOOL				ESL		ENGLISH/SPANISH LANGUAGE	
1012	PS	MIDDLE SCHOOL				VOC		VOCATIONAL EDUCATION	
1013	ES	PRIMARY SCHOOL				G/T		GIFTED/TALENTED EDUCATION	
1014	ADM	ELEMENTARY SCHOOL				SP ED		SPECIAL EDUCATION	
1015		ADMINISTRATION							
1016									
1017									
1018									
1019									
1020	199-GENERAL FUND								
1021						BUDGETED	RECEIVED		BALANCE
1022	TAXES-CURRENT YEAR					6,209,681.00	6,090,859.19		118,821.81
1023	TAXES-PRIOR YEAR					111,500.00	108,344.94		3,155.06
1024	TAXES-PENALTIES					100,000.00	67,222.52		32,777.48
1025	TAXES-INTEREST					0.00	0.00		0.00
1026	DRIVER EDUCATION TUITION					0.00	0.00		0.00
1027	TUITION-SUMMER SCHOOL					0.00	0.00		0.00
1028	EARNING FROM PERMANENT INVESTMENTS					3,200.00	0.00		3,200.00
1029	EARNING FROM TEMPORARY INVESTMENTS					30,250.00	31,962.68		-1,712.68
1030	RENTAL OF FACILITIES					3,250.00	10,109.74		-6,859.74
1031	GIFTS/BEQUESTS-MEREDITH-					314,550.00	188,000.00		126,550.00
1032	GIFTS/BEQUESTS-MEREDITH-HS BAND					0.00	0.00		0.00
1033	GIFTS/BEQUESTS-HS WEIGHT ROOM					0.00	0.00		0.00
1034	GIFTS/BEQUESTS-MEREDITH-ES PLAYG					0.00	0.00		0.00
1035	GIFTS/BEQUESTS					0.00	0.00		0.00
1036	INSURANCE RECOVERY					0.00	0.00		0.00
1037	ATHLETIC ACTIVITY					65,500.00	60,081.60		5,418.40
1038	MISC REVENUE-FISCAL AGENT FEE					52,000.00	0.00		52,000.00
1039	TAXES-CED					0.00	0.00		0.00

MINEOLA INDEPENDENT SCHOOL DISTRICT

2013-2014 REVENUE

	A	B	C	D	E	F	G	H	I
1040	MISC REVENUE-LOCAL SOURCES					25,000.00	38,644.20		-13,644.20
1041	CITY OF MINEOLA					6,500.00	3,250.00		3,250.00
1042	HEAD START REIMBURSEMENT					100,000.00	91,565.14		8,434.86
1043						7,021,431.00	6,690,040.01		331,390.99
1044	TOTAL								
1045	PER CAPITA					417,352.00	218,387.00		198,965.00
1046	STATE FOUNDATION					5,266,000.00	3,395,414.00		1,870,586.00
1047	SAFE SCHOOL-RIDER 59					0.00	4,655.96		-4,655.96
1048	TRS ON BEHALF					579,675.00	0.00		579,675.00
1049						6,263,027.00	3,618,456.96		2,644,570.04
1050	TOTAL								
1051	SCHOOL HEALTH & REALTED SERVICES					0.00	23,458.52		-23,458.52
1052									
1053	SALE OF PROPERTY					0.00	0.00		0.00
1054									
1055	TOTAL OPERATING REVENUE					13,284,458.00	10,331,955.49		2,952,502.51
1056									
1057	599-DEBT SERVICE								
1058									
1059	TAXES-CURRENT					0.00	0.00		0.00
1060	TAXES-PRIOR YEARS					0.00	0.00		0.00
1061	TAXES-PENALTIES					0.00	0.00		0.00
1062	TAXES-INTEREST					0.00	0.00		0.00
1063	EARNINGS FROM TEMPORARY INVESTMENTS					0.00	0.00		0.00
1064						0.00	0.00		0.00
1065	TOTAL								
1066	STATE REVENUE-TEA					0.00	0.00		0.00
1067									
1068	TOTAL DEBT SERVICE REVENUE					0.00	0.00		0.00
1069									
1070	TOTAL OPERATING AND DEBT								
1071	<u>SERVICE REVENUE</u>					13,284,458.00	10,331,955.49	0.00	2,952,502.51
1072									

	A	B	C	D	E	F	G	H	I	
1073	MINEOLA INDEPENDENT SCHOOL DISTRICT									
1074										
1075										
1076	FUND 199	YEAR TO DATE CASH FLOW						Local Maint	Designated	
1077	BEGINNING CASH BALANCE							30,260.70		
1078	BEGINNING TEXPOOL/CD/SAVINGS							2,193,420.45	5,034,109.32	
1079										
1080							0.00			
1081	AUDITOR'S ADJUSTMENTS						411,335.73			
1082	ACCURED PAYROLL REVERSAL	0.00								
1083	ACCURED PAYROLL									
1084	REVENUE TO DATE	10,331,955.49						0.00	0.00	
1085	ACCOUNT RECEIVABLE	99,905.00								
1086	EXPENDITURES TO DATE						8,647,089.32		0.00	
1087	DEFERRED REVENUE						0.00			
1088	ACCOUNT PAYABLE						-43,749.92			
1089										
1090	ENDING CASH BALANCE							7,040.24		
1091	ENDING TEXPOOL/CD BALANCE							3,633,826.27	5,034,109.32	
1092										
1093	UNENCUMBERED BALANCE							3,633,826.27	5,034,109.32	
1094										
1095	TRANSFER OUT TO WC SSA	0.00								
1096										
1097	TOTAL								8,667,935.59	
1098										
1099	GRAND TOTAL TEXPOOL/CD FOR LOCAL MAINTENANCE									
1100										
1101	FUND 599	\$						Debt Service		
1102	BEGINNING CASH BALANCE							1.53		
1103	BEGINNING TEXPOOL BALANCE							107,099.15		
1104										
1105	REVENUE TO DATE	27.89								
1106										
1107	EXPENDITURES TO DATE						0.00			
1108										
1109	ENDING CASH BALANCE							1.53		
1110	ENDING TEXPOOL BALANCE							107,127.04		
1111										
1112	JAN INTEREST PAYMENT							0.00		
1113	JULY PRINCIPAL/INTEREST PAYMENT							0.00		
1114										
1115	PROBABLE TEA PAYBACK						0.00			
1116	UNENCUMBERED BALANCE							107,127.04		
1117										
1118								107,127.04		
1119										
1120	GRAND TOTAL TEXPOOL FOR DEBT SERVICE									
1121										
1122										

MISD District Improvement Fund	81,146.45	
Head Start	444.50	
District Lost Book Account	19,420.53	
TOTAL		101,011.48

Mineola Primary School

Advisory Council	9,083.41	
Yearbooks	4,433.36	
Box Tops	8,656.74	
Flower Fund	317.02	
Library Fund	838.14	
T-Shirts	2,795.57	
Teacher Gifts	12,538.14	
Title I Book Acct	355.00	
School Vending	2,709.78	
Benevolent Fund	12,489.82	
Lounge Vending	499.06	
TOTAL		54,716.04

Mineola Elementary School

Teacher Gifts	3,422.19	
School Annual	2,018.16	
Benevolent Fund	1,398.09	
Advisory Council	5,835.01	
Flower Fund	57.39	
Library Fund	3,332.01	
Lounge Vending	15.78	
Jump Rope	803.91	
School Vending	13,383.28	
P. E.	5.00	
Kiwanis Kids	403.75	
Super Dads	278.74	
TOTAL		30,953.31

Mineola Middle School

AVID	270.08
Band Fund	0.00
PE-MS	615.01
Volleyball	287.00
Flower Fund	55.83
Jacket Jazz	176.67
Advisory Council	1,364.80
Choir	151.44
MS Cheerleaders	5,475.74
MS Yearbook	4,401.89
Crime Stoppers	485.00
Junior Honor Society	211.06
Communities in Schools	775.98
Athletic Boosters	614.90
Library Fund	659.76
Lounge Vending	701.39
FCA-MS	3,196.46
Builder's Club	1,717.42
School Vending	6,895.20
Benevolent Fund	8,487.70
Science Club	1,456.80
Student Council	434.69

TOTAL

38,434.82

Mineola High School

Art	852.39
Auto Mechanics	1,918.12
Anchor Club	916.20
Crime Stoppers	224.62
Annual Staff	7,675.69
Athletic Vending	16,398.43
Athletic Equipment Donations	1,357.28
Band Fund	2,442.20
Band Boosters	9,993.67
Business Club	379.82
D. E. C. A.	814.51
Fellowship of Christian Athletes	1,701.77
Future Farmers of America	401.14
Future Homemakers of America	254.39
Class of 2016	1,687.00
Benevolent Fund	2,961.58
Testing/Tuition	1,979.45
Lounge Vending	837.64
Student Technoloty Assoc	1,210.74
I-Pad fees	24,114.47
Choir	1,126.00
Class of 2014	9,664.96
Key Club	487.88
Library Fund	783.60
CIS-Go Center	499.57
Junior Historians	738.71
National Honor Society	338.13
Nature Trail	1,137.10
PAL'S	159.43
Project Graduation	2,220.06
H. S. Players/Drama	1,947.83
Flower Fund	1,113.05
Student Council	371.99
Scholarship Fund	24,213.00
Class of 2015	10,626.61
Spanish Club	252.58
Class of 2017	255.00
Slot Car Racing	4,581.65
Girl's Athletic Scholarship	95.99
Varsity Cheerleaders	7,244.11
AVID	217.17
School Vending	8,173.66

TOTAL

154,369.19

WOOD COUNTY SPECIAL EDUCATION SSA

Activity Fund	407.03
---------------	--------

TOTAL


407.03

**TEXPOOL
PORTFOLIO SUMMARY
ACTIVITY FOR MONTH ENDING
May 31, 2014**

LOCAL MAINTENANCE

<i>Investments</i>	<i>Cost</i>	<i>Market</i>	<i>Ratio</i>	<i>Interest Rate</i>
Beginning of period	27,231.56	27,231.56	100.00%	0.02%
Deposits	0.00			0
Withdrawals	0.00			
Interest accrued	0.62			
End of Period	27,232.18	27,232.18	100.00%	0.02%

This report is in compliance with the investment strategies as approved by the Public Funds Investment Act



Investment Officer

**TEXPOOL
PORTFOLIO SUMMARY
ACTIVITY FOR MONTH ENDING
May 31, 2014**

FOOD SERVICE

<i>Investments</i>	<i>Cost</i>	<i>Market</i>	<i>Ratio</i>	<i>Interest Rate</i>
Beginning of period	48,551.96	48,551.96	100.00%	0.02%
Deposits	0.00			
Withdrawals	0.00			
Interest accrued	0.97			
End of Period	48,552.93	48,552.93	100.00%	0.02%

This report is in compliance with the investment strategies as approved by the Public Funds Investment Act



Investment Officer

**TEXPOOL
PORTFOLIO SUMMARY
ACTIVITY FOR MONTH ENDING
May 31, 2014**

INTEREST & SINKING

<i>Investments</i>	<i>Cost</i>	<i>Market</i>	<i>Ratio</i>	<i>Interest Rate</i>
Beginning of period	107,124.84	107,124.84	100.00%	0.02%
Deposits	0.00			
Withdrawals	0.00			
Interest accrued	2.20			
End of Period	107,127.04	107,127.04	100.00%	0.02%

This report is in compliance with the investment strategies as approved by the Public Funds Investment Act



Investment Officer

**TEXPOOL
PORTFOLIO SUMMARY
ACTIVITY FOR MONTH ENDING
May 31, 2014**

WORKERS COMPENSATION

<i>Investments</i>	<i>Cost</i>	<i>Market</i>	<i>Ratio</i>	<i>Interest Rate</i>
Beginning of period	461,823.76	461,823.76	100.00%	0.02%
Deposits	124.08			
Withdrawals	2,098.19			
Interest accrued	9.61			
End of Period	459,859.26	459,859.26	100.00%	0.02%

This report is in compliance with the investment strategies as approved by the Public Funds Investment Act



Investment Officer

**TEXPOOL
PORTFOLIO SUMMARY
ACTIVITY FOR MONTH ENDING
May 21, 2014**

DAN PEACOCK TRUST

<i>Investments</i>	<i>Cost</i>	<i>Market</i>	<i>Ratio</i>	<i>Interest Rate</i>
Beginning of period	16,094.10	16,094.10	100.00%	0.02%
Deposits	0.00			
Withdrawals	0.00			
Interest accrued	0.19			
End of Period	16,094.29	16,094.29	100.00%	0.02%

This report is in compliance with the investment strategies as approved by the Public Funds Investment Act



Investment Officer

**EDWARD JONES
PORTFOLIO SUMMARY
ACTIVITY FOR MONTH ENDING
May 31, 2014**

DAN PEACOCK TRUST

<i>Investments</i>	<i>Cost</i>	<i>Market</i>	<i>Ratio</i>	<i>Combined Interest Rate</i>
Beginning of period	0.00	0.00	100.00%	0.67%
Deposits	16,094.29			
Charges	252.36	(2.5% on \$10,094.29)		
Change in Value	105.53			
End of Period	15,947.46	15,947.46	100.00%	0.67%

This report is in compliance with the investment strategies as approved by the Public Funds Investment Act


Investment Officer

**TEXPOOL
PORTFOLIO SUMMARY
ACTIVITY FOR MONTH ENDING
May 21, 2014**

G. W. ENGLISH TRUST

<i>Investments</i>	<i>Cost</i>	<i>Market</i>	<i>Ratio</i>	<i>Interest Rate</i>
Beginning of period	235,705.04	235,705.04	100.00%	0.02%
Deposits	0.00			
Withdrawals	0.00			
Interest accrued	3.10			
End of Period	235,708.14	235,708.14	100.00%	0.02%

This report is in compliance with the investment strategies as approved by the Public Funds Investment Act


Investment Officer


**EDWARD JONES
PORTFOLIO SUMMARY
ACTIVITY FOR MONTH ENDING
May 31, 2014**

G. W. ENGLISH TRUST

<i>Investments</i>	<i>Cost</i>	<i>Market</i>	<i>Ratio</i>	<i>Combined Interest Rate</i>
Beginning of period	0.00	0.00	100.00%	0.60%
Deposits	235,708.14			
Charges	3,625.00	(2.5% on \$145,000)		
Change in Value	1,299.14			
End of Period	233,382.28	233,382.28	100.00%	0.60%

This report is in compliance with the investment strategies as approved by the Public Funds Investment Act

Investment Officer




**TEXPOOL
PORTFOLIO SUMMARY
ACTIVITY FOR MONTH ENDING
May 21, 2014**

MARILYN MERRITT WILSON TRUST

<i>Investments</i>	<i>Cost</i>	<i>Market</i>	<i>Ratio</i>	<i>Interest Rate</i>
Beginning of period	435,925.68	435,925.68	100.00%	0.02%
Deposits	0.00			
Withdrawals	0.00			
Interest accrued	5.76			
End of Period	435,931.44	435,931.44	100.00%	0.02%

This report is in compliance with the investment strategies as approved by the Public Funds Investment Act



Investment Officer

**EDWARD JONES
PORTFOLIO SUMMARY
ACTIVITY FOR MONTH ENDING
May 31, 2014**

MARILYN MERRITT WILSON TRUST

<i>Investments</i>	<i>Cost</i>	<i>Market</i>	<i>Ratio</i>	<i>Combined Interest Rate</i>
Beginning of period	0.00	0.00	100.00%	0.60%
Deposits	435,931.44			
Charges	6,750.00	(2.5% on \$270,000)		
Change in Value	2,419.09			
End of Period	431,600.53	431,600.53	100.00%	0.60%

This report is in compliance with the investment strategies as approved by the Public Funds Investment Act



Investment Officer

**MINEOLA COMMUNITY BANK
PORTFOLIO SUMMARY
ACTIVITY FOR MONTH ENDING
May 31, 2014**

JUDGE TRUST

<i>Investments</i>	<i>Cost</i>	<i>Market</i>	<i>Ratio</i>	<i>Interest Rate</i>
Beginning of period				
CD	18,000.00	18,000.00	100.00%	0.60%
CD	24,329.52	24,329.52	100.00%	0.60%
CD	26,814.59	26,814.59	100.00%	0.60%
SAVINGS ACCT	3,715.28	3,715.28	100.00%	0.25%
Deposits	0.00			
Withdrawals	0.00			
Quarterly Interest	0.00			
End of Period	3,715.28	3,715.28		
CD	18,000.00	18,000.00	100.00%	0.60%
CD	24,329.52	24,329.52	100.00%	0.60%
CD	26,814.59	26,814.59	100.00%	0.60%
SAVINGS ACCT	3,715.28	3,715.28	100.00%	0.25%

This report is in compliance with the investment strategies as approved by the Public Funds Investment Act




 Investment Officer

PORTFOLIO SUMMARY
ACTIVITY FOR MONTH ENDING
May 31, 2014

CERTIFICATE OF DEPOSIT/SAVINGS

<i>Investments</i>	<i>Cost</i>	<i>Market</i>	<i>Ratio</i>	<i>Interest Rate</i>
Beginning of period	9,263,315.92	9,263,315.92	100.00%	
Deposits	302,387.49			
Withdrawals	925,000.00			
End of period	8,640,703.41	8,640,703.41		
Interest Accrued	5,422.82			
End of Period				
	Bank Texas			
CD # 8025567	263,773.03	263,773.03	100.00%	0.60%
	Bank Texas			
CD # 8025872	1,053,882.20	1,053,882.20	100.00%	1.00%
	First National Bank-Gilmer in Mineola			
CD # 1005229	239,959.67	239,959.67	100.00%	0.60%
	Mineola Community			
CD # 01-00542339-9	159,222.59	159,222.59	100.00%	0.60%
	Capital One			
Savings #3830656862	6,720,845.88	6,720,845.88	100.00%	0.40%
	City National Bank			
CD #10305497	203,020.04	203,020.04	100.00%	0.60%

This report is in compliance with the investment strategies as approved by the Public Funds Investment Act




 Investment Officer

**CAPITAL ONE BANK
PORTFOLIO SUMMARY
ACTIVITY FOR MONTH ENDING
May 31, 2014**

WOOD COUNTY SPECIAL EDUCATION SHARED SERVICES ARRANGEMENT

<i>Investments</i>	<i>Cost</i>	<i>Market</i>	<i>Ratio</i>	<i>Interest Rate</i>
Beginning of period	742,360.42	742,360.42	100.00%	0.30%
Deposits	0.00			
Withdrawals	85,000.00			
Interest accrued	181.57			
End of Period	657,541.99	657,541.99	100.00%	0.30%

This report is in compliance with the investment strategies as approved by the Public Funds Investment Act


Investment Officer

**TEXPOOL
PORTFOLIO SUMMARY
ACTIVITY FOR MONTH ENDING
May 31, 2014**

WOOD COUNTY SPECIAL EDUCATION SHARED SERVICES ARRANGEMENT

<i>Investments</i>	<i>Cost</i>	<i>Market</i>	<i>Ratio</i>	<i>Interest Rate</i>
Beginning of period	15,391.91	15,391.91	100.00%	0.02%
Deposits	0.00			
Withdrawals	0.00			
Interest accrued	0.31			
End of Period	15,392.22	15,392.22	100.00%	0.02%

This report is in compliance with the investment strategies as approved by the Public Funds Investment Act




Investment Officer

**TEXPOOL
PORTFOLIO SUMMARY
ACTIVITY FOR MONTH ENDING
May 31, 2014**

**WOOD COUNTY SPECIAL EDUCATION SHARED SERVICES ARRANGEMENT
WORKER'S COMPENSATION**

<i>Investments</i>	<i>Cost</i>	<i>Market</i>	<i>Ratio</i>	<i>Interest Rate</i>
Beginning of period	14,711.14	14,711.14	100.00%	0.02%
Deposits	0.00			
Withdrawals	209.47			
Interest accrued	0.31			
End of Period	14,501.98	14,501.98	100.00%	0.02%

This report is in compliance with the investment strategies as approved by the Public Funds Investment Act



Investment Officer

BANK: 01 LOCAL MAINTENANCE

CHECK TYPE	CHECK NUMBER	CHECK DATE	CHECK AMOUNT	REMITTED TO
OFFC	63069	5-05-2014	80.00	8169 LUKE BLACKWELL - <i>ST TRACK MEALS</i>
OFFC	63070	5-05-2014	514.48	9866 BEST WESTERN - <i>ST TRACK</i>
SYST	63071	5-16-2014	27.98	8098 ACE EDUCATIONAL SUPPLIES, INC. - <i>Ms English</i>
SYST	63072	5-16-2014	430.63	6085 ACE HARDWARE - <i>MAINTENANCE</i>
SYST	63073	5-16-2014	777.00	5370 ALLIED WASTE SERVICES - <i>TRASH PICK-UP</i>
SYST	63074	5-16-2014	20.16	8395 ANDREW COLE - <i>GAME OFFICIAL</i>
SYST	63075	5-16-2014	206.10	3549 AT&T - <i>PHONE LINE</i>
SYST	63076	5-16-2014	10.53	3533 AT&T LONG DISTANCE - <i>Long distance</i>
SYST	63077	5-16-2014	4,300.00	6791 ATHLETIC SUPPLY - <i>Football helmets re certification</i>
SYST	63078	5-16-2014	95.99	9394 AUSTIN MAC REPAIR - <i>I PAD REPAIR</i>
SYST	63079	5-16-2014	847.01	1467 BAXTER SALES COMPANY, INC. - <i>MAINTENANCE</i>
SYST	63080	5-16-2014	292.50	9882 BETTY BALL, TRUSTEE - <i>TAX REFUND</i>
SYST	63081	5-16-2014	105.84	5869 BILL KENNEY - <i>GAME OFFICIAL</i>
SYST	63082	5-16-2014	782.66	2447 BLICK ART MATERIALS - <i>Ms ART</i>
SYST	63083	5-16-2014	72.60	8960 BRIAN CHINN - <i>GAME OFFICIAL</i>
SYST	63084	5-16-2014	7,537.92	3149 BUDGET BUSINESS SYSTEMS - <i>TONER - ALL SCHOOLS</i>
SYST	63085	5-16-2014	45.15	4487 BULLARD ISD - <i>Playoff</i>
SYST	63086	5-16-2014	3,585.00	9604 C AND R SERVICES - <i>SECURITY CAMERA</i>
SYST	63087	5-16-2014	176.47	1033 CADE'S BUILDING MATERIALS, INC. - <i>MAINTENANCE, Vo Ag</i>
SYST	63088	5-16-2014	143.00	9883 CARLA DOBBS - <i>ELECTION JUDGE</i>
SYST	63089	5-16-2014	181.38	6944 CDW GOVERNMENT, INC - <i>MS KEYBOARDING</i>
SYST	63090	5-16-2014	1,521.77	571 CENTERPOINT ENERGY RESOURCES CORP. - <i>GAD</i>
SYST	63091	5-16-2014	900.00	9674 CHRIS BRANNAN - <i>ST BAND MEALS</i>
SYST	63092	5-16-2014	841.63	5938 CLASSROOMDIRECT - <i>MS SPED</i>
SYST	63093	5-16-2014	127.72	9241 CLINT DARK - <i>GAME OFFICIAL</i>
SYST	63094	5-16-2014	99.72	9877 CODY WHITEHEAD - <i>GAME OFFICIAL</i>
SYST	63095	5-16-2014	360.96	8060 CONNIE D HAGEN, INC - <i>DRUG TESTING</i>
SYST	63096	5-16-2014	1,981.20	5711 D&H DISTRIBUTING CO. - <i>Ms MATH</i>
SYST	63097	5-16-2014	79.83	1080 DAIRY QUEEN - <i>ATHLETIC MEALS</i>
SYST	63098	5-16-2014	60.00	2118 DAIRY QUEEN - <i>ATHLETIC MEALS</i>
SYST	63099	5-16-2014	155.34	7026 DEBBIE LEIBOWITZ - <i>REIMBURSE</i>
SYST	63100	5-16-2014	132.50	1055 DOROTHY CULVER - <i>ELECTION CLERK</i>
SYST	63101	5-16-2014	7,760.95	8444 DUKO OIL CO, INC - <i>TRANSPORTATION</i>
SYST	63102	5-16-2014	44.00	563 EAST TEXAS ALARM, INC. - <i>MAINTENANCE</i>
SYST	63103	5-16-2014	2,845.24	908 EAST TEXAS SPORTS CENTER - <i>BASKETBALL, TRACK</i>
SYST	63104	5-16-2014	41,712.40	6245 EDMENTUM, INC - <i>SOFTWARE - All Schools</i>
SYST	63105	5-16-2014	354.09	8924 EPS/SCHOOL SPECIALTY INTERVENTION - <i>10th</i>
SYST	63106	5-16-2014	355.00	7167 FAMILY CONSUMER SCIENCES CONFERENCE - <i>HAWKIND</i>
SYST	63107	5-16-2014	421.71	2170 FLATT STATIONERS, INC. - <i>Ed OFFICER</i>
SYST	63108	5-16-2014	2,958.74	5291 FOLLETT SCHOOL SOLUTIONS - <i>Ms, Ms LIBRARY</i>
SYST	63109	5-16-2014	341.56	7703 G&K SERVICES - <i>MAINTENANCE, TRANSPORTATION, Custodial</i>
SYST	63110	5-16-2014	2,101.99	7809 GRADUATE SALES LIMITED - <i>SERVICE PINS, GRADUATION</i>
SYST	63111	5-16-2014	62.40	4548 GRAINGER - <i>MAINTENANCE</i>
SYST	63112	5-16-2014	180.00	9878 GREGORY L GUNTER - <i>GAME OFFICIAL</i>
SYST	63113	5-16-2014	765.00	9636 HEATHER PARKS - <i>Ms BAND</i>
SYST	63114	5-16-2014	168.17	6600 JOHN DEERE COMPANY - <i>MAINTENANCE</i>
SYST	63115	5-16-2014	45.95	3737 KAMICO INSTRUCTIONAL MEDIA - <i>Ms English</i>
SYST	63116	5-16-2014	109.28	9348 KAPCO - <i>Ed LIBRARY</i>

BANK: 01 LOCAL MAINTENANCE

CHECK TYPE	CHECK NUMBER	CHECK DATE	CHECK AMOUNT	REMITTED TO
SYST	63117	5-16-2014	180.00	9879 KEITH WALLS - <i>GAME OFFICIAL</i>
SYST	63118	5-16-2014	18.78	8633 KYLE LITTLE - <i>REIMBURSE</i>
SYST	63119	5-16-2014	312.16	1526 LAKESHORE LEARNING MATERIALS - <i>1st G, 2nd G</i>
SYST	63120	5-16-2014	29.60	681 LONG FEED & SEED - <i>HD SCIENCE</i>
SYST	63121	5-16-2014	38.74	9278 LONGHORN BUS SALES - <i>TRANSPORTATION</i>
SYST	63122	5-16-2014	1,171.65	2686 LOWE'S - <i>MS, MAINTENANCE</i>
SYST	63123	5-16-2014	239.91	9881 MICHAEL MERTZ - <i>GAME OFFICIAL</i>
SYST	63124	5-16-2014	1,534.72	9884 MICROTEL INN - <i>ST BAND/CHOIR HOTEL</i>
SYST	63125	5-16-2014	192.52	9509 MIKE LANGFORD - <i>GAME OFFICIAL</i>
SYST	63126	5-16-2014	217.44	1457 MINEOLA AUTO SUPPLY - <i>AUTO MECHANICAL</i>
SYST	63127	5-16-2014	760.07	8076 MINEOLA ISD TAX COLLECTOR - <i>AUTO TAX PYMTD</i>
SYST	63128	5-16-2014	393.60	649 MINEOLA MONITOR - <i>ELECTION NOTICE</i>
SYST	63129	5-16-2014	7,116.20	1815 MINEOLA SUPPLY COMPANY, INC. - <i>CUSTODIAL</i>
SYST	63130	5-16-2014	441.78	7501 MOMAR, INC. - <i>MAINTENANCE</i>
SYST	63131	5-16-2014	10.80	8155 MUNICIPAL SERVICES BUREAU - <i>Toll Chgd</i>
SYST	63132	5-16-2014	154.50	8654 NASN - <i>NURSE</i>
SYST	63133	5-16-2014	336.00	8110 O'REILLY AUTO PARTS - <i>TRANSPORTATION</i>
SYST	63134	5-16-2014	523.20	5286 OMNI SOUTHPARK HOTEL - <i>ST SOFTBALL TRN</i>
SYST	63135	5-16-2014	45.15	9869 PARIS NORTH LAMAR - <i>PLAYOFF GAME</i>
SYST	63136	5-16-2014	329.33	683 PENDER'S MUSIC COMPANY - <i>BAND</i>
SYST	63137	5-16-2014	2,375.53	5531 PERDUE, BRANDON, FIELDER, COLLINS & - <i>DEL TAX ATTYNY-APRIL</i>
SYST	63138	5-16-2014	170.00	6204 PITNEY BOWES INC - <i>ADM</i>
SYST	63139	5-16-2014	180.00	4826 PITTSBURG I.S.D. - <i>PLAYOFF GAME</i>
SYST	63140	5-16-2014	369.58	685 PRICE INTERNATIONAL, INC - <i>TRANSPORTATION</i>
SYST	63141	5-16-2014	244.00	7605 QUILL & SCROLL - <i>HD JOURNALISM</i>
SYST	63142	5-16-2014	54.00	3819 QUITMAN BULLDOG BOOSTER CLUB - <i>ATHLETIC MEAL</i>
SYST	63143	5-16-2014	571.00	5503 RAMIREZ SERVICES, LLC - <i>MAINTENANCE</i>
SYST	63144	5-16-2014	245.60	9880 RANDY MOOS - <i>GAME OFFICIALS</i>
SYST	63145	5-16-2014	400.00	7905 RAPTOR TECHNOLOGIES, INC. - <i>BADGE SUPPLIED</i>
SYST	63146	5-16-2014	595.37	7548 REALLY GOOD STUFF, INC - <i>1st G, 2nd G</i>
SYST	63147	5-16-2014	100.00	1365 REGION VII EDUCATION SERVICE CENTER - <i>BJORK</i>
SYST	63148	5-16-2014	14,250.00	9864 RENEAU ROOFING & SHEET METAL - <i>ROOFING PROJECT</i>
SYST	63149	5-16-2014	90.00	1283 RICKEY MOSLEY - <i>GAME OFFICIAL</i>
SYST	63150	5-16-2014	98.90	6989 RONALD GREER - <i>GAME OFFICIAL</i>
SYST	63151	5-16-2014	101.68	7385 RONALD HINSON - <i>GAME OFFICIAL</i>
SYST	63152	5-16-2014	810.00	7334 RUDD CONTRACTING CO, INC - <i>MAINTENANCE</i>
SYST	63153	5-16-2014	1,135.28	8442 RUSH BUS CENTERS - <i>TRANSPORTATION</i>
SYST	63154	5-16-2014	3,438.00	9526 S & S ROOFING INC - <i>ROOFING PROJECT</i>
SYST	63155	5-16-2014	229.96	5356 SAM'S CLUB DIRECT - <i>HD DE</i>
SYST	63156	5-16-2014	237.99	4555 SCHOLASTIC INC - <i>1st G, Ed Sp Ed</i>
SYST	63157	5-16-2014	2,089.25	724 SCHOOL SPECIALTY, INC. - <i>MS English, Kindergarten, 1st G, Md Math, Ms, Ed-Sp Ed</i>
SYST	63158	5-16-2014	537.56	8583 SHERATON DALLAS - <i>HAWKINS</i>
SYST	63159	5-16-2014	82.44	8475 SOUTHERN TIRE MART, LLC - <i>TRANSPORTATION</i>
SYST	63160	5-16-2014	224.70	1137 SPECTRUM CORPORATION - <i>Football Scoreboard</i>
SYST	63161	5-16-2014	392.97	758 SPORTDECALS, INC - <i>Football</i>
SYST	63162	5-16-2014	54.48	7168 SUDDENLINK COMMUNICATIONS - <i>PHONE LINE</i>
VOID	63163	5-16-2014	0.00	VOID CHECK FROM SYSTEM
SYST	63164	5-16-2014	58,853.36	5035 TATUM MUSIC CO, INC - <i>HD BAND</i>

BANK: 01 LOCAL MAINTENANCE

CHECK TYPE	CHECK NUMBER	CHECK DATE	CHECK AMOUNT	REMITTED TO
SYST	63165	5-16-2014	40.00	8119 TCEA - ARMSTRONG
SYST	63166	5-16-2014	410.00	7110 TEPSA - D. JOHNSON
SYST	63167	5-16-2014	45.00	5420 TEXAS DEPT OF LICENSING & REGULATIO - CULVER
SYST	63168	5-16-2014	574.00	5488 THE LAB - DRUG TESTING
SYST	63169	5-16-2014	112.46	8018 TOM CREMEANS - GAME OFFICIAL
SYST	63170	5-16-2014	309.97	7149 TRACTOR SUPPLY CREDIT PLAN - MAINTENANCE
SYST	63171	5-16-2014	250.00	8607 TUMBLEWEED PRESS, INC - PS LIBRARY
SYST	63172	5-16-2014	16.56	7840 UPS - IPAD REPAIR
VOID	63173	5-16-2014	0.00	VOID CHECK FROM SYSTEM
SYST	63174	5-16-2014	1,762.60	822 WAL-MART STORES TEXAS, LLC - Ed Counselor, HS Science, JRG, ND DE, MAINT
SYST	63175	5-16-2014	132.50	4303 WILLIAM BJORK - ELECTION CLERK
SYST	63176	5-16-2014	340.84	662 WILLIAM V MACGILL & COMPANY - NURSE
SYST	63177	5-16-2014	180.00	2237 WILLS POINT ISD - PLAYOFF GAME
SYST	63178	5-16-2014	105.16	6764 YOUTHLIGHT, INC - Ed COUNSELOR
OFFC	63179	5-21-2014	687,733.87	9890 EDWARD JONES - WILSON, ENGLISH, PEACOCK TRUST
OFFC	63180	5-22-2014	84.96	822 WAL-MART STORES TEXAS, LLC - TRANSPORTATION
SYST	63181	5-30-2014	67.41	8098 ACE EDUCATIONAL SUPPLIES, INC. - Ms ENGLISH
SYST	63182	5-30-2014	21,677.13	745 AEP SOUTHWESTERN ELECTRIC POWER - ELECTRIC
SYST	63183	5-30-2014	815.46	8439 AUSTIN TURF & TRACTOR - MAINTENANCE
SYST	63184	5-30-2014	596.90	9143 B & B ATHLETIC SUPPLY - FOOTBALL
SYST	63185	5-30-2014	2,937.62	3149 BUDGET BUSINESS SYSTEMS - LASER PRINTER - PS, TONER all schools
SYST	63186	5-30-2014	46.35	4487 BULLARD ISD - PLAYOFF GAME
SYST	63187	5-30-2014	2,232.00	6944 CDW GOVERNMENT, INC - Ms Keyboarding
SYST	63188	5-30-2014	467.23	1329 CHEVRON - Vo AG, ST TRACK, JOURNALISM
SYST	63189	5-30-2014	323.00	9653 CHOPPERS OUTDOOR POWER - MAINTENANCE
SYST	63190	5-30-2014	2,669.66	549 CITY OF MINEOLA - WATER
SYST	63191	5-30-2014	300.02	5938 CLASSROOMDIRECT - JRG
SYST	63192	5-30-2014	265.00	7834 CLAY EWELL EDUCATIONAL SERVICES - Vo AG
SYST	63193	5-30-2014	371.81	9327 CLAYTON HARRIS - REIMBURSE
SYST	63194	5-30-2014	1,775.00	4447 CYNERGY TECHNOLOGY - VIRTUAL SERVER SOFTWARE
SYST	63195	5-30-2014	2,170.89	908 EAST TEXAS SPORTS CENTER - TRACK, BASKETBALL
SYST	63196	5-30-2014	3,323.10	9311 EMBASSY SUITES - CONCHES SUMMER CLINIC
SYST	63197	5-30-2014	136.50	9895 ENNIS ISD - PLAYOFF GAME
SYST	63198	5-30-2014	3,185.88	2170 FLATT STATIONERS, INC. - Ed FURN
SYST	63199	5-30-2014	113.90	5291 FOLLETT SCHOOL SOLUTIONS - Ms Library
SYST	63200	5-30-2014	22.63	920 GLEN DOSSETT - REIMBURSE
SYST	63201	5-30-2014	566.45	7809 GRADUATE SALES LIMITED - GRADUATION
SYST	63202	5-30-2014	35.61	8166 GREG CASEY - REIMBURSE
SYST	63203	5-30-2014	99.00	918 HARRIS RATINGS WEEKLY - FOOTBALL
SYST	63204	5-30-2014	1,635.00	8462 HILTON ARLINGTON HOTEL - GIRL COACHES CLINIC
SYST	63205	5-30-2014	355.95	9898 HILTON GARDEN INN - NURSE
SYST	63206	5-30-2014	412.50	4267 HOMETOWN TROPHY & AWARD, INC. - Teacher OF YEAR, Ms TOP TEN
SYST	63207	5-30-2014	6,317.00	598 HUGHES APPLIANCE, INC. - REPAIR Kitchen, Ms Gym, REPAIR Field House
SYST	63208	5-30-2014	46.97	9388 JUDITH HARRIS - REIMBURSE
SYST	63209	5-30-2014	451.52	9324 KAT MAR - DAEP
SYST	63210	5-30-2014	4,577.78	616 KIRBY RESTAURANT SUPPLY - Ms Lounge
SYST	63211	5-30-2014	6,542.83	9891 L AND J TELECOMMUNICATIONS - RELOCATION OF Access Points
SYST	63212	5-30-2014	74.73	1526 LAKESHORE LEARNING MATERIALS - JRG

BANK: 01 LOCAL MAINTENANCE

CHECK TYPE	CHECK NUMBER	CHECK DATE	CHECK AMOUNT	REMITTED TO
SYST	63213	5-30-2014	250.00	1201 LINDALE ISD - <i>Volleyball</i>
SYST	63214	5-30-2014	499.80	681 LONG FEED & SEED - <i>MAINTENANCE</i>
SYST	63215	5-30-2014	85.80	8169 LUKE BLACKWELL - <i>REIMBURSE</i>
SYST	63216	5-30-2014	379.59	8076 MINEOLA ISD TAX COLLECTOR - <i>AUTO TAX PAY</i>
SYST	63217	5-30-2014	140.00	1726 MINEOLA PIPE & STEEL - <i>ATHLETIC</i>
SYST	63218	5-30-2014	40.00	9353 MINEOLA PRIMARY SCHOOL LIBRARY - <i>GREEN</i>
SYST	63219	5-30-2014	491.78	7501 MOMAR, INC - <i>MAINTENANCE</i>
SYST	63220	5-30-2014	142.35	8672 MORPHO TRUST USA, INC - <i>FINGERPRINTING</i>
SYST	63221	5-30-2014	36.41	8155 MUNICIPAL SERVICES BUREAU - <i>TONCHG</i>
SYST	63222	5-30-2014	22.63	921 NELDA SHIPP - <i>REIMBURSE</i>
SYST	63223	5-30-2014	160.00	6911 PADILLA POLL - <i>Football</i>
SYST	63224	5-30-2014	46.35	9869 PARIS NORTH LAMAR - <i>PLAYOFF GAME</i>
SYST	63225	5-30-2014	141.87	683 PENDER'S MUSIC COMPANY - <i>HD BAND</i>
SYST	63226	5-30-2014	1,445.20	701 QUILL CORPORATION - <i>HD OFFICE, HD SCIENCE</i>
SYST	63227	5-30-2014	364.85	7548 REALLY GOOD STUFF, INC - <i>JTC, 3RD, 4TH, Pd Sp Ed</i>
SYST	63228	5-30-2014	75.00	9900 ROBERT C ELIAS - <i>GAME WORKER</i>
SYST	63229	5-30-2014	115.50	3785 SAFETY-KLEEN SYSTEMS, INC - <i>AUTO MECHANICS</i>
SYST	63230	5-30-2014	209.74	5356 SAM'S CLUB DIRECT - <i>ED OFFICE</i>
SYST	63231	5-30-2014	609.13	5569 SCANTRON CORPORATION - <i>HD TESTING</i>
SYST	63232	5-30-2014	12,500.00	9677 SCHLECHTY CENTER - <i>INTERVIEW</i>
SYST	63233	5-30-2014	1,225.26	724 SCHOOL SPECIALTY, INC - <i>PS ART, KINDERGARTEN, Md English, Pd OFFICE</i>
SYST	63234	5-30-2014	86.63	1486 SHERWIN-WILLIAMS - <i>MAINTENANCE</i>
SYST	63235	5-30-2014	248.18	1137 SPECTRUM CORPORATION - <i>BASEBALL SCOREBOARD</i>
SYST	63236	5-30-2014	3,584.04	2013 STORY-WRIGHT INC - <i>ALL SCHOOLS</i>
SYST	63237	5-30-2014	72.57	7168 SUDDENLINK COMMUNICATIONS - <i>PHONE LINE</i>
SYST	63238	5-30-2014	43.00	774 TEXAS DEPT OF PUBLIC SAFETY - <i>CRIMINAL HISTORIES - April</i>
SYST	63239	5-30-2014	800.00	8137 TEXAS GIRLS COACHES ASSOCIATION, INC - <i>COACH</i>
VOID	63240	5-30-2014	0.00	VOID CHECK FROM SYSTEM
SYST	63241	5-30-2014	1,485.00	1472 TEXAS HIGH SCHOOL COACHES' ASSOC. - <i>14 COACH</i>
SYST	63242	5-30-2014	136.50	9896 TEXAS HIGH SCHOOL - <i>PLAYOFF GAME</i>
SYST	63243	5-30-2014	17.10	7840 UPS - <i>IPAD REPAIR</i>
SYST	63244	5-30-2014	500.00	7603 UT HEALTH CENTER - <i>SUPERNET II</i>
SYST	63245	5-30-2014	42.98	8425 VERIZON - <i>CELL PHONE</i>
SYST	63246	5-30-2014	65.00	6378 VICKY VALEK - <i>REIMBURSE</i>
SYST	63247	5-30-2014	128.00	807 VISUAL TECHNIQUES, INC - <i>HD OFFICE</i>
SYST	63248	5-30-2014	404.87	822 WAL-MART STORES TEXAS, LLC - <i>ADMIN, KINDERGARTEN, HD SCIENCE, JTC, ES SCIENCE</i>
SYST	63249	5-30-2014	1,009.98	7417 WALDEN POWER EQUIPMENT - <i>MAINTENANCE</i>
SYST	63250	5-30-2014	1,017.50	7095 WALSH, ANDERSON, GALLEGOS, GREEN & TREVI - <i>SP ED ATTY</i>
SYST	63251	5-30-2014	39,997.70	837 WOOD COUNTY SPECIAL EDUCATION SSA - <i>SP ED LIA - MAY</i>

BANK 01 TOTALS	SYSTEM CHECKS	OFFICE CHECKS	VOID CHECKS	NO CHECKS	CHECK AMOUNTS
				176	325,615.10
				4	688,413.31
				3	0.00
				183	1,014,028.41