

FARIBAULT PUBLIC SCHOOL DISTRICT

FY22 YTD Overview - Revenue

February 2024

YTD Local Sources

33.10% of Budget

Prior Year YTD: 49.51% of Actuals

YTD State Sources

49.53% of Budget

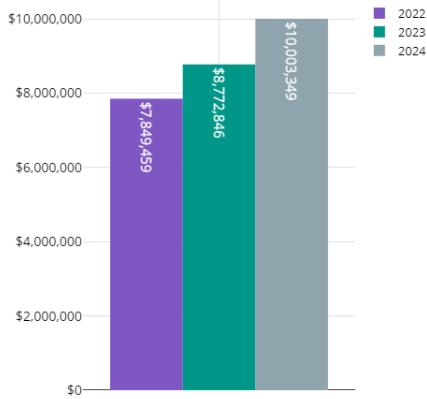
Prior Year YTD: 50.41% of Actuals

YTD Federal Sources

36.13% of Budget

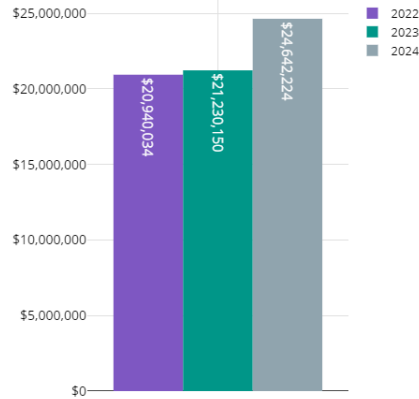
Prior Year YTD: 51.47% of Actuals

Local Sources



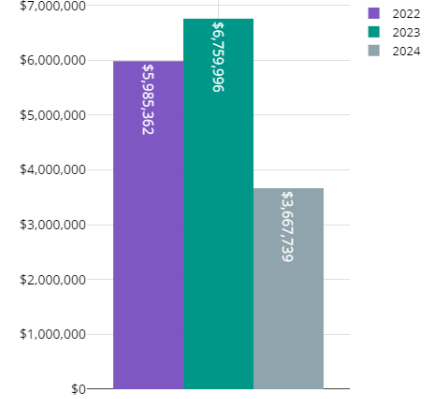
For the Period JUL - FEB

State Sources



For the Period JUL - FEB

Federal Sources



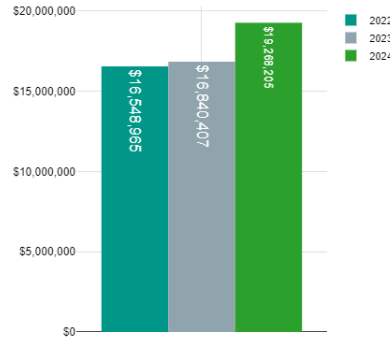
For the Period JUL - FEB

Property Taxes



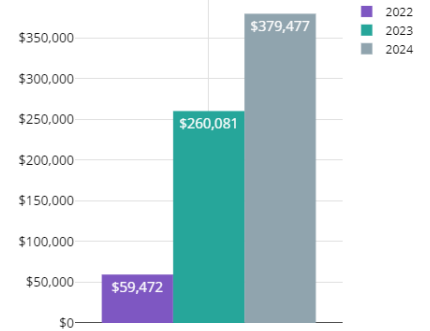
For the Period JUL - FEB

Gen Education Aid



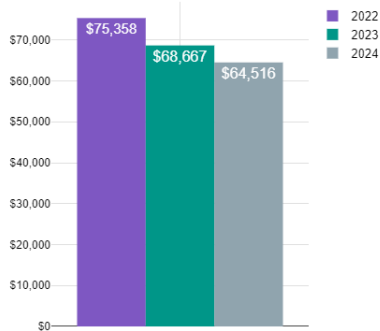
For the Period JUL - FEB

Interest Earnings



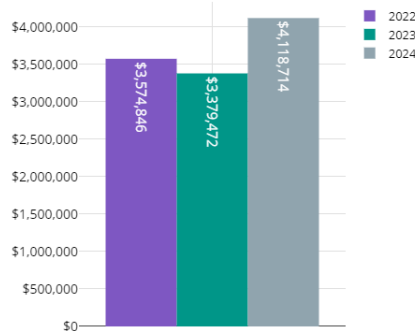
For the Period JUL - FEB

Admissions



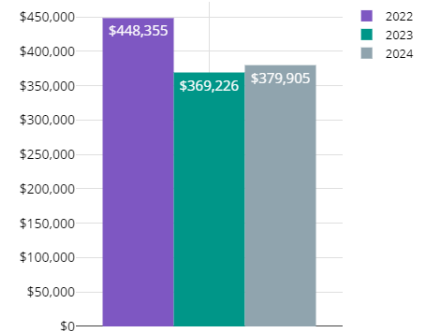
For the Period JUL - FEB

Special Education Aid



For the Period JUL - FEB

Federal Title I



For the Period JUL - FEB

FARIBAULT PUBLIC SCHOOL DISTRICT

FY22 YTD Overview - Expense

February 2024

YTD Salary and Benefits

52.95% of Budget

Prior Year YTD: 55.48% of Actuals

YTD Purchased Services

63.54% of Budget

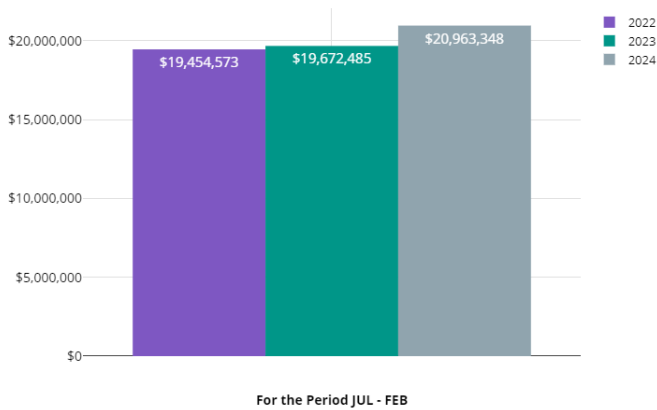
Prior Year YTD: 59.15% of Actuals

YTD Other Expenses

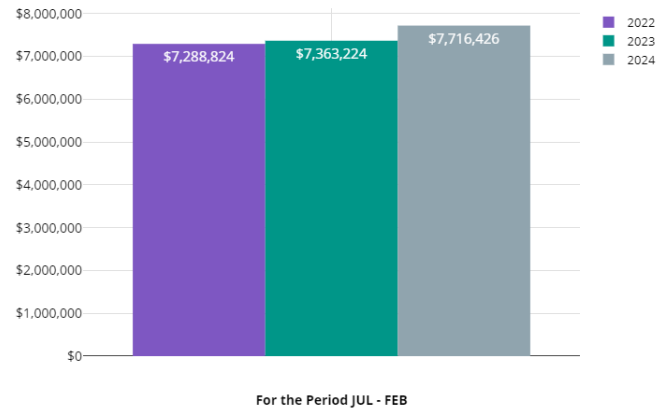
49.50% of Budget

Prior Year YTD: 83.69% of Actuals

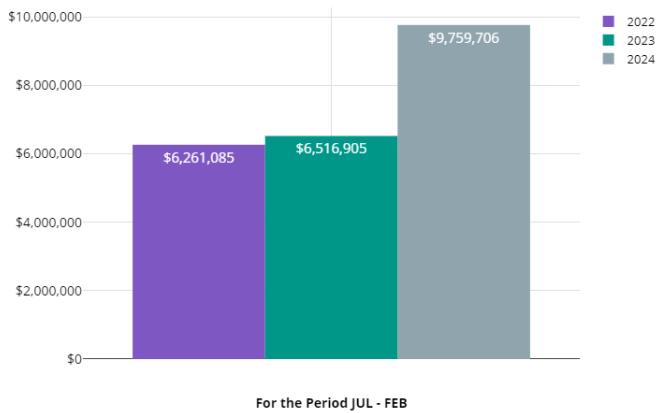
Salaries



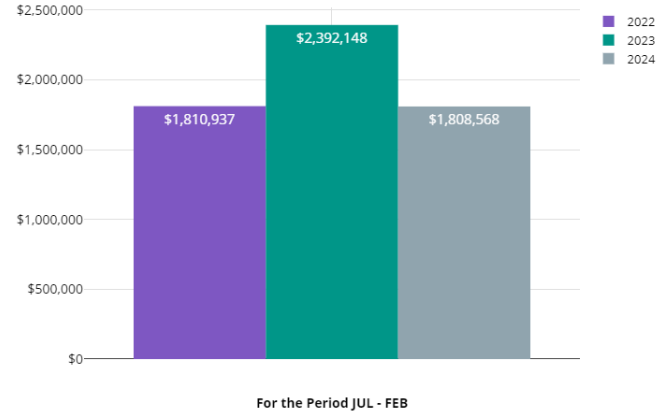
Benefits



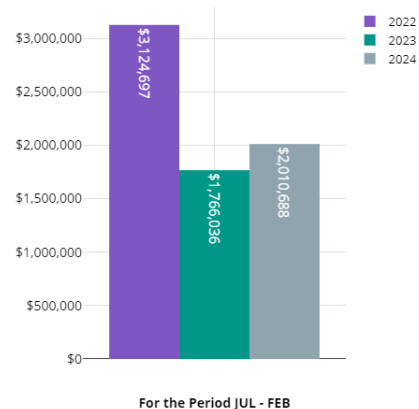
Purchased Services



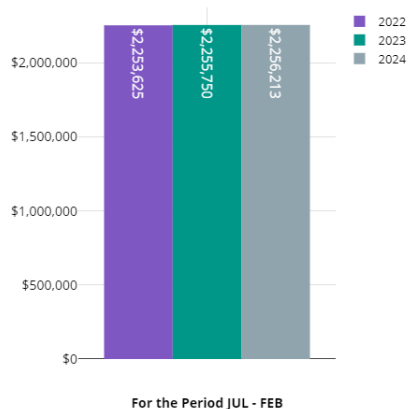
Supplies



Capital Expenditures



Debt Service



Other Expenditures

