

Events:

Throughout March the high school was focused on preparing for and putting on the Prom. The Jr class and their advisors did an outstanding job on planning, decorating for and putting on the prom. We also had many other staff members who were present on the night of the dance to help with chaperoning, and valet parking. The end result was a memorable night and there were no behavior incidents. Were. An after-prom trip was planned and organized by Mr. Wagner We had 2 full busses that went to Kalispell for movies. On behalf of the students and staff at BHS we would like to thank the Board members who attended and helped at prom. Your participation helped make this a special event for all the students.

On March 20th we conducted the ACT for the Junior Class. . Violet Sinclair-Boggs, the BHS test coordinator, made all arrangements and helped supervise the test. The students were focused and used the testing time well. Mr. Garces, Mr. Q. Miller and several students put together a bag of snacks and water for the students who took the test. This generous action was greatly appreciated. The make-up test for those who were not in attendance that day is April 24th. Below is our historic data for the past 5 years.

Year	Number of Students Tested		Average ACT Scores									
	District	State	English		Mathematics		Reading		Science		Composite	
			District	State	District	State	District	State	District	State	District	State
2012-2013	81	8,931	12.6	19.0	15.8	20.4	14.8	20.7	14.1	20.0	14.4	20.1
2013-2014	62	8,828	13.2	18.5	16.8	20.2	16.2	20.5	16.4	20.1	15.7	20.0
2014-2015	85	8,898	13.5	18.5	15.6	20.0	15.4	20.3	15.6	20.2	15.1	19.9
2015-2016	111	9,300	13.5	18.6	15.5	20.0	15.7	20.7	15.7	20.2	15.2	20.0
2016-2017	97	9,381	12.7	18.3	15.6	19.8	15.4	20.3	14.8	19.8	14.7	19.7

On March 21st we conducted the Montana State Science Criterion Referenced Test (CRT). The assessment was given to all 10th grade students at the high school. Violet Sinclair-Boggs, the BHS test coordinator, made all arrangements and helped supervise the test. Everything went well and there were no issues with the testing at all. Our school counselors and teachers who had 10th grade classes in the morning helped to proctor the test.

Attendance:

17-18 Browning High School PO Box 809, Browning MT 59417-0809 Generated on 04/03/2018 10:10:13 AM Page 1 of 1	Attendance/Membership Summary Report Start/End Date: 03/01/2018 - 04/30/2018 School(s): 1 Calendar(s): 1 Grade: 09, 10, 11, 12
--	---

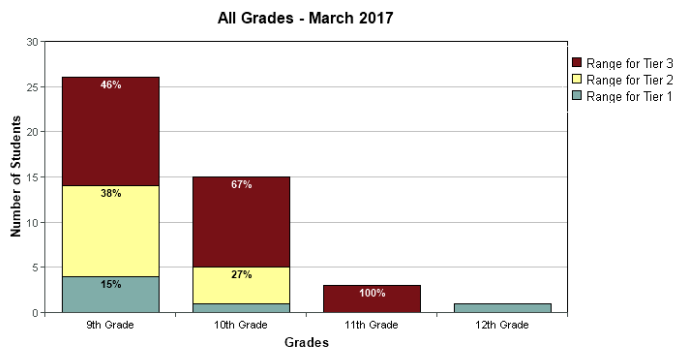
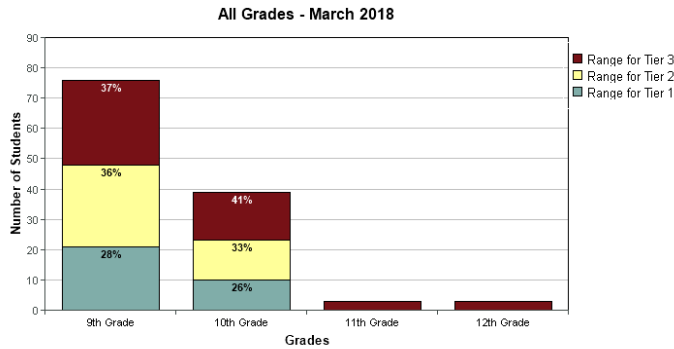
School: Browning High School Calendar: 17-18 Browning High School

Grade	Student Count	Membership Days	Absent Days	Present Days	ADM	ADA	Unexcused Absences Days	Avg. Daily	Percent In Attendance	
09	146	5825	954.59	4870.41	142.06	118.80	898.40	21.92	83.61%	
10	151	5965	804.85	5160.15	145.48	125.91	748.56	18.25	86.51%	
11	137	5402	739.34	4662.66	131.75	113.69	703.73	17.16	86.31%	
12	133	5259	467.83	4791.17	128.26	116.85	441.12	10.77	91.10%	
Total	4	567	22451	2966.61	19484.39	547.55	475.25	2791.81	68.10	86.79%

Staff Attendance:

Certified: 91.30%
 Classified 89.57%

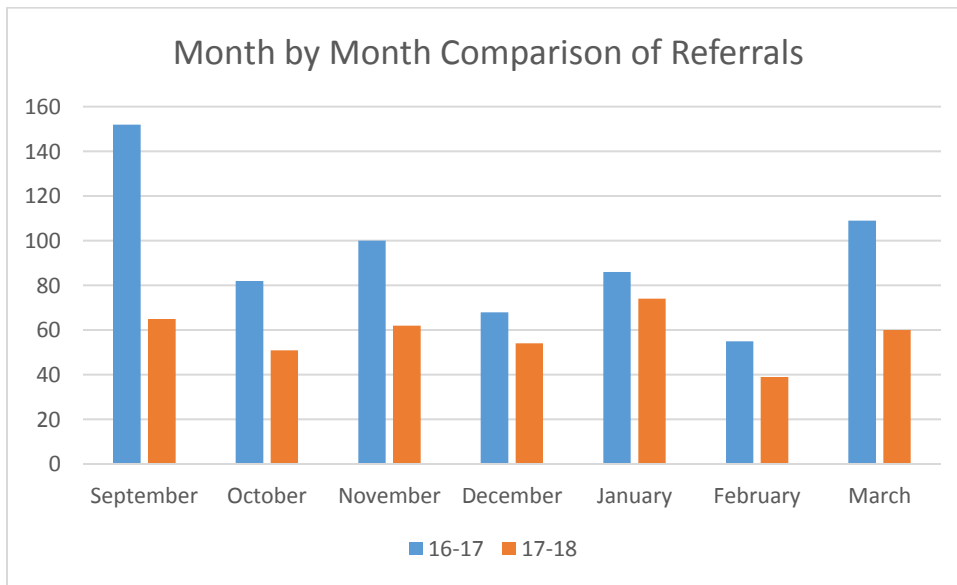
ISIP:



Listed above is the March progress monitoring report for Tier 2 and Tier 3 students in comparison to last year. The data from last year is for all students who tested at the Tier 3 level in January and are monitored monthly. The data from this year is from those who were in Tier 2 and Tier 3 in January and are monitored monthly. This chart does show that

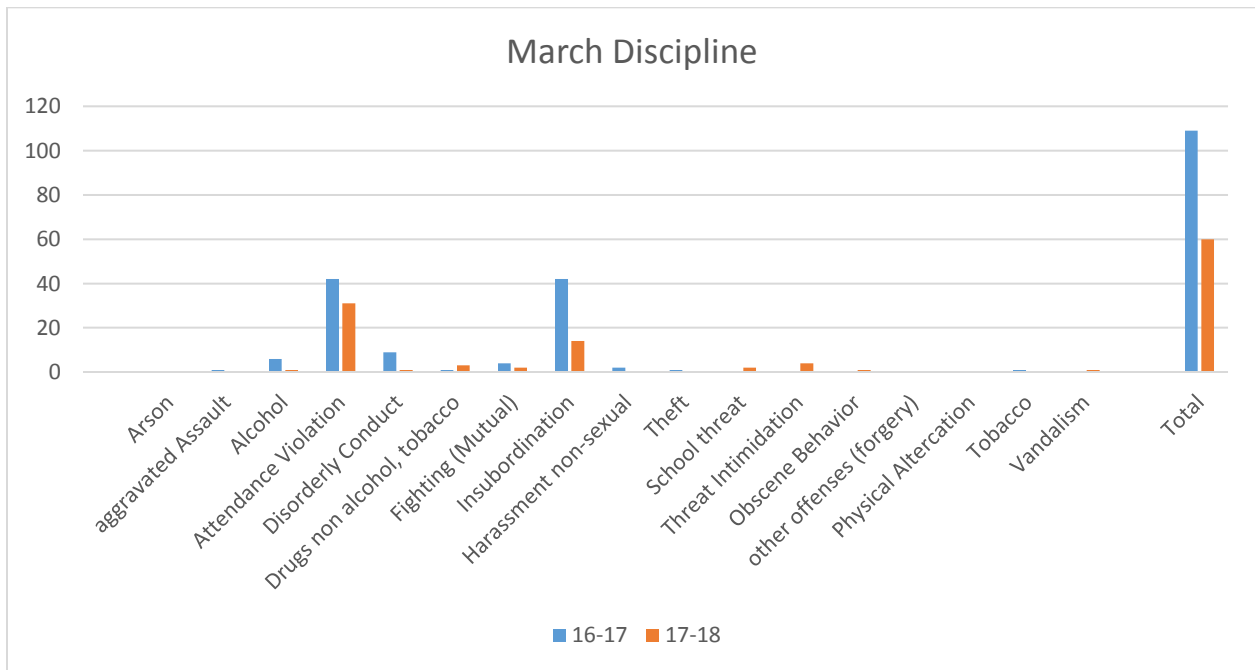
Behavior:

	16-17	17-18
September	152	65
October	82	51
November	100	62
December	68	54
January	86	74
February	55	39
March	109	60



	March	
Event Type	16-17	17-18
Arson	0	0
aggravated Assault	1	0
Alcohol	6	1
Attendance Violation	42	31
Disorderly Conduct	9	1
Drugs non-alcohol, tobacco	1	3
Fighting (Mutual)	4	2
Insubordination	42	14

Harassment non-sexual	2	0
Theft	1	0
School threat	0	2
Threat Intimidation	0	4
Obscene Behavior	0	1
other offenses (forgery)	0	0
Physical Altercation	0	0
Tobacco	1	0
Vandalism	0	1
Total	109	60



Upcoming Events:

End of year ISIP literacy Assessments and STAR Math assessments will be conducted in May. Data from the assessments will be presented to the Board in the June report.