



# SOUTH SAN ANTONIO INDEPENDENT SCHOOL DISTRICT

## Agenda Item Summary

Meeting Date: November 17, 2021

Agenda Section: Consent

Agenda Item Title: 2021-2022 District Improvement Plan

From: Theresa Servellon, Chief Academic Officer

Additional Presenters if Applicable:

Description: District administration teams conducted comprehensive reviews of accountability summaries, federal & state compliance report, budget and programs allotments, technology inventories and security reviews. Finding of the comprehensive needs analysis led to the district and campus identification key action to address priorities in the District Improvement Plan.

Historical Data: District reviews and revises the district improvement plans on annual basis. The plan is presented to the Board of Trustees for approval at a regular board meeting each year.

Recommendation: Approve the 2021-2022 District Improvement Plan

Funding Budget Code and Amount: N/A

**South San Antonio Independent School District**  
**District Improvement Plan**  
**2021-2022 Goals/Performance Objectives/Strategies**

**Accountability Rating: Not Rated: Declared State of Disaster**



# Mission Statement

Think big, think positive, think forward.

## Vision

Together, igniting action, inspiring growth.

## Core Beliefs

### **WE believe that:**

1. All of us must be bold, student-focused advocates, making collaborative decisions to ensure a united vision that enhances educational opportunities.
2. Trust is an active process and essential to ensure the academic wellness, safety, and success of our students, staff, and community.
3. All of us deserve to be cherished, challenged, and stretched to reach our highest level of contribution.
4. All of us must take responsibility for our learning journey to achieve the goals we set for ourselves.
5. Authentic transformation requires being comfortable with being uncomfortable.

# Table of Contents

Goals	4
Goal 1: SSAISD will increase academic achievement for all students and thus closing the gap between student populations in pursuit of advanced performance.	4
Goal 2: SSAISD will recruit, develop, support, and retain effective teachers, principals, and other instructional staff.	18
Goal 3: SSAISD will implement program initiatives and activities that reflect a commitment to preparing 100% of students for post-secondary educational or career paths.	25
Goal 4: SSAISD will ensure all students are provided a learning environment centered on their well-being that impacts their learning and success.	29
Goal 5: SSAISD will collaborate with parents and community to ensure all students receive a gold standard education.	39
Goal 6: SSAISD will provide supplemental support and resources to low performing campuses.	42


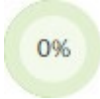

# Goals




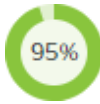
**Goal 1:** SSAISD will increase academic achievement for all students and thus closing the gap between student populations in pursuit of advanced performance.






**Performance Objective 1:** By June 2022, 80% of all students, with a concentrated effort on all special populations, will meet established standards on the state assessments.


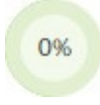

**HB3 Goal**

**Evaluation Data Sources:** Formative Assessments, Universal Screeners, Benchmarks, TAPR

Strategy 1 Details	Reviews			
<p><b>Strategy 1:</b> Implement a 1 -1 Initiative at high school level to increase student outcomes and proficiency in computer applications.</p> <p><b>Strategy's Expected Result/Impact:</b> Increased student outcomes and proficiency in computer applications.</p> <p><b>Staff Responsible for Monitoring:</b> Technology Department Campus administration HS Instructional Technology Coach Instructional Technology Coordinator</p> <p><b>Title I Schoolwide Elements:</b> 2.4, 2.5</p> <p><b>Problem Statements:</b> Technology 1</p> <p><b>Funding Sources:</b> Laptops - 282 ESSER III - \$500,000</p>	<b>Formative</b>			<b>Summative</b>
	<b>Nov</b>	<b>Jan</b>	<b>Mar</b>	<b>June</b>
				
Strategy 2 Details	Reviews			
<p><b>Strategy 2:</b> Provide opportunities for schools to implement technology rich activities at the campus level such as: audio-visual programming, blended learning, and MakerSpace.</p> <p><b>Strategy's Expected Result/Impact:</b> Hands-on and enriched curriculum for students</p> <p><b>Staff Responsible for Monitoring:</b> Instructional Technology and Media Coordinator</p> <p><b>Title I Schoolwide Elements:</b> 2.5</p> <p><b>Problem Statements:</b> Technology 1, 2</p> <p><b>Funding Sources:</b> School Specialty - 289 Title IV - \$380.02, Brain Pop - 211 Title I, Part A - \$31,000, NearPod - 289 Title IV - \$12,000, We Video - 276 Instructional Continuity - \$17,000, Apple - librarians - 289 Title IV - \$4,115, Demco - 289 Title IV - \$1,489.16, Lakeshore - 289 Title IV - \$437.82, Amazon - 289 Title IV - \$165, Amazon - Maker Space - 289 Title IV - \$4,016.23, maker maven - 289 Title IV - \$663, Demco - 289 Title IV - \$2,489.47, Kami - 276 Instructional Continuity - \$11,128, Makers Maven - 289 Title IV - \$599</p>	<b>Formative</b>			<b>Summative</b>
	<b>Nov</b>	<b>Jan</b>	<b>Mar</b>	<b>June</b>
				

Strategy 3 Details	Reviews			
<p><b>Strategy 3:</b> Provide supplemental Science resources for elementary campuses to improve instruction.  <b>Strategy's Expected Result/Impact:</b> Increase 5th grade STAAR science results  <b>Staff Responsible for Monitoring:</b> Campus administration and instructional coaches</p> <p><b>Title I Schoolwide Elements:</b> 2.4 - Results Driven Accountability  <b>Funding Sources:</b> STEMscopes - 211 Title I, Part A - \$19,215</p>	<b>Formative</b>			<b>Summative</b>
	<b>Nov</b>	<b>Jan</b>	<b>Mar</b>	<b>June</b>
				
Strategy 4 Details	Reviews			
<p><b>Strategy 4:</b> Campuses will conduct weekly or interim assessments to measure teacher academic progress and student progress monitoring.  <b>Strategy's Expected Result/Impact:</b> Small group and accelerated instruction driven by data.  <b>Staff Responsible for Monitoring:</b> Campus administration and instructional coaches</p> <p><b>Title I Schoolwide Elements:</b> 2.4  <b>Funding Sources:</b> Istation - 211 Title I, Part A - \$14,500, TestHound - 199 PIC 30 State Comp - \$9,386, Eduphoria - STAAR Test Maker - 211 Title I, Part A - \$16,883, Measure of Academic Progress (MAP) - 211 Title I, Part A</p>	<b>Formative</b>			<b>Summative</b>
	<b>Nov</b>	<b>Jan</b>	<b>Mar</b>	<b>June</b>
				
Strategy 5 Details	Reviews			
<p><b>Strategy 5:</b> Provide resources for remote learning to students in an asynchronous framework or face to face instruction.  <b>Strategy's Expected Result/Impact:</b> Increase student participation in class work.  <b>Staff Responsible for Monitoring:</b> Campus administrators and teachers.</p> <p><b>Title I Schoolwide Elements:</b> 2.4  <b>Funding Sources:</b> SeeSaw - 276 Instructional Continuity - \$21,295, Troxell - 199 PIC 36 Early Education - \$202,770.80, FEV tutor - 206 McKinney Vento - \$12,250, Kami - 276 Instructional Continuity - \$11,128, FEV Tutor - 199 PIC 25 Bilingual - \$10,000, Troxell - 205 Head Start - \$75,000, Troxell - 199 PIC 30 State Comp - \$236,765.20, FEV tutor - 212 Title I C Migrant - \$5,000</p>	<b>Formative</b>			<b>Summative</b>
	<b>Nov</b>	<b>Jan</b>	<b>Mar</b>	<b>June</b>
				
Strategy 6 Details	Reviews			
<p><b>Strategy 6:</b> Implement Blended Learning Models at campuses.  <b>Strategy's Expected Result/Impact:</b> Increased student outcomes and proficiency in computer applications.  <b>Staff Responsible for Monitoring:</b> Instructional Technology coordinator</p> <p><b>Title I Schoolwide Elements:</b> 2.4, 2.6  <b>Funding Sources:</b> Nearpod - 289 Title IV</p>	<b>Formative</b>			<b>Summative</b>
	<b>Nov</b>	<b>Jan</b>	<b>Mar</b>	<b>June</b>
				

Strategy 7 Details	Reviews			
<p><b>Strategy 7:</b> Provide an online system to maintain/store all required Title I documents.</p> <p><b>Strategy's Expected Result/Impact:</b> 100% compliance of Title programs</p> <p><b>Staff Responsible for Monitoring:</b> Director of Federal Programs</p> <p><b>Title I Schoolwide Elements:</b> 2.4, 2.6</p> <p><b>Funding Sources:</b> 806 Technologies: Plan4Learning and Title Crate - 211 Title I, Part A - \$16,000</p>	<b>Formative</b>			<b>Summative</b>
	<b>Nov</b>	<b>Jan</b>	<b>Mar</b>	<b>June</b>
				
Strategy 8 Details	Reviews			
<p><b>Strategy 8:</b> Implement software to integrate student data through each campus in the district to facilitate, student eligibility, progress tracking, and monitoring all Bilingual/ESL students.</p> <p><b>Strategy's Expected Result/Impact:</b> LPAC meetings up to date.</p> <p><b>Staff Responsible for Monitoring:</b> Bilingual/ESL Coordinator, LPAC administrator</p> <p><b>Title I Schoolwide Elements:</b> 2.6</p> <p><b>Problem Statements:</b> Technology 1, 2</p> <p><b>Funding Sources:</b> Gateway - 199 PIC 25 Bilingual - \$630.15, Frontline - 199 PIC 25 Bilingual - \$22,000</p>	<b>Formative</b>			<b>Summative</b>
	<b>Nov</b>	<b>Jan</b>	<b>Mar</b>	<b>June</b>
				
Strategy 9 Details	Reviews			
<p><b>Strategy 9:</b> Promote and recruit for Head Start program.</p> <p><b>Strategy's Expected Result/Impact:</b> Improved student reading and math skills.</p> <p><b>Staff Responsible for Monitoring:</b> Director of Early Childhood, Recruiter</p> <p><b>Title I Schoolwide Elements:</b> 2.4, 2.6</p> <p><b>Problem Statements:</b> Demographics 1</p> <p><b>Funding Sources:</b> 4 Imprint - 205 Head Start - 205-E-21-6399-80-816-2-36-9-93 - \$5,918.56, 4Imprint - 205 Head Start - 205-E-21-6399-80-816-2-36-9-93 - \$3,678.77, Amazon - 205 Head Start - 205-E-11-6399-80-XXX-36-9-93 - \$560.40, 4 Imprint - 205 Head Start - 205-E-21-6399-80-816-2-36-9-93 - \$726.55, Amazon - 205 Head Start - 205-E- 21-6399-80-816-2-36-9-93 - \$990, Amazon - 205 Head Start - 205-E-21-6399-80-816-2-36-9-93 - \$20.68, 4 Imprint - 205 Head Start - 205-E -21-6399-80-816-2-36-9-93 - \$1,217.96, Clear Channel Outdoor - 205 Head Start - 205-E-21-6499-80-816-2-36-0-03 - \$1,000, Clear Channel Outdoor - 205 Head Start - 205-E -21-6499-80-816-2-36-0-03 - \$1,700, Amazon - 205 Head Start - 205-E-21-6399-80-816-2-36-9-93 - \$1,039.90, 4 Imprint - 205 Head Start - 205-E-21-6399-80-816-2-36-0-03 - \$335.25, Amazon - 205 Head Start - 205-E-21-6399-80-816-2-36-9-93 - \$608.70, 4-Imprint - 205 Head Start - 205-E-21-6399-80-816-2-36-9-93 - \$3,678.77, Clear Channel Outdoor - 205 Head Start - 205-E-21-6499-80-816-2-36-0-03 - \$800, M &amp; A Technology - 205 Head Start - 205-E-21-6399-80-816-2-36-9-93 - \$2,261.20, Universal Pen &amp; Print - 205 Head Start - 205-E-21-6399-80-816-2-36-0-03 - \$120, Office depot -205 Head Start - 205-E-21-6399-80-816-2-36-9-93 - \$3,640.54</p>	<b>Formative</b>			<b>Summative</b>
	<b>Nov</b>	<b>Jan</b>	<b>Mar</b>	<b>June</b>
				

Strategy 10 Details	Reviews			
<p><b>Strategy 10:</b> Provide supplemental social studies resources to middle school history teachers.</p> <p><b>Strategy's Expected Result/Impact:</b> Increase STAAR results in 8th grade social studies</p> <p><b>Staff Responsible for Monitoring:</b> Campus administration and ICs</p> <p><b>Title I Schoolwide Elements:</b> 2.4, 2.5 - <b>Results Driven Accountability</b></p> <p><b>Funding Sources:</b> Alan Lowman - 211 Title I, Part A - \$7,500</p>	<b>Formative</b>			<b>Summative</b>
	<b>Nov</b>	<b>Jan</b>	<b>Mar</b>	<b>June</b>
				
Strategy 11 Details	Reviews			
<p><b>Strategy 11:</b> Implement in all Pre-K and Head Start classrooms, CIRCLE and ASQ assessments for Beginning, Middle, and End of year checkpoints in literacy and math components. CIRCLE and ASQ provides grouping, differentiation, and RTI strategies in order to fill the achievement gap.</p> <p><b>Strategy's Expected Result/Impact:</b> Increased student outcome</p> <p><b>Staff Responsible for Monitoring:</b> Director of Early Childhood</p> <p><b>Title I Schoolwide Elements:</b> 2.4</p> <p><b>Funding Sources:</b> Paul H. Brookes Publishing - 205 Head Start - 205-E-11-6399-80-XXX-2-36-0-03 - \$499.95</p>	<b>Formative</b>			<b>Summative</b>
	<b>Nov</b>	<b>Jan</b>	<b>Mar</b>	<b>June</b>
				
Strategy 12 Details	Reviews			
<p><b>Strategy 12:</b> Provide and incorporate supplemental resources such as: technology with access to electronic networks into the curriculum and educational programs, supplies/materials, and center activities for Head Start, and PreK to promote learning that supports development and learning.</p> <p><b>Strategy's Expected Result/Impact:</b> Increased student outcomes</p> <p><b>Staff Responsible for Monitoring:</b> Director of Early Childhood</p> <p><b>Title I Schoolwide Elements:</b> 2.4</p> <p><b>Funding Sources:</b> Office Depot - 205 Head Start - 205-E-11-6399-80-816-1-36-0-02 - \$785.89, T &amp; W Tire - 205 Head Start - 205-E-34-6399-80-816-2-36-9-93 - \$872, Lakeshore - 205 Head Start - 205-E-11-6399-80-113-1-36-0-002 - \$230.45, Gateway - 205 Head Start - 205-E-33-6399-80-816-2-36-0-03 - \$493.32, Amazon - 205 Head Start - 205-E-11-6399-80-113-1-036-0-02 - \$15.99, Lakeshore - 205 Head Start - 205-E-11-6399-80-115-2-36-0-03 - \$148.16, Intech Southwest - 205 Head Start - 205-E-11-6395-80-xxx-1-36-9-02 - \$6,760, Amazon - 205 Head Start - 205-E-33-6399-80-106-1-36-0-02 - \$1,035.02, De La Garza Fence &amp; Supply co. - 205 Head Start - 205-E-11-6629-80-115-2-36-0-03 - \$4,505.82, Gateway - 205 Head Start - 205-E 13-6399-80-816-2-36-0-03 - \$224.34, Oriental Trading - 205 Head Start - 205-E-61-6399-80-104-2-36-0-03 - \$201.34, Amazon - 205 Head Start - 205-E-11-6399-80-106-1-36-0-02 - \$1,104.10, Intech southwest - 205 Head Start - 205-E-13-6395-816-1-36-0-02 - \$495, Amazon - 205 Head Start - 205-E-11-6399-80-110-1-36-0-02 - \$275.64, Gateway - 205 Head Start - 205-E-11-6399-80-108-1-36-0-02 - \$355.69, Lakeshore - 205 Head Start - 205-E-11-6399-80-105-1-36-0-02 - \$648.95, School Outfitters - 205 Head Start - 205-E-11-3699-80-106-2-36-0-03 - \$413.16, Gateway - 205 Head Start - 205-E-11-6399-80-105-1-36-0-02 - \$323.55, Office Depot - 205 Head Start - 205-e 13-6399-80-816-2-36-0-03 - \$522.30, School Outfitters - 205 Head Start - 205-E-11-6399-80-109-2-36-9-03 - \$158.51, Amazon - 205 Head Start - 205-E-61-6399-80-115-1-36-0-02 - \$48.58, Office Depot - 205 Head Start - 205-E-61-6399-80-105-1-36-0-02 - \$76.42, Gateway - 205 Head Start - 205-E-11-6399-80-110-1-36-0-02 - \$72.97,</p>	<b>Formative</b>			<b>Summative</b>
	<b>Nov</b>	<b>Jan</b>	<b>Mar</b>	<b>June</b>
				













HEB - 205 Head Start - 205-E-11-6399-80-XXX-1-36-9-02 - \$98.88, Amazon - 205 Head Start - 205-E - 33-6399-80-816-2-36-0-03 - \$227.35, Amazon - 205 Head Start - 205-E-11-6399-6399-80-XXX-1-36-9-02 - \$11,478.74, CXTEC INC> - 205 Head Start - 205- E- 21-6395-80-816-2-36-03 - \$120, School Specialty - 205 Head Start - 205-E-6399-80-113-1-36-0-02 - \$99.20, Amazon - 205 Head Start - 205-E-11-6399-80-104-1-36-0-02 - \$47.91, Oriental Trading - 205 Head Start - 205-E-61-6399-80-113-2-36-0-03 - \$198.82, De La Garza Fence & Supply Co. - 205 Head Start - 205-E-6629-80-107-2-36-0-03 - \$4,675.09, Amazon - 205 Head Start - 205-E-33-6399-80-XXX-2-36-9-93 - \$4,890.93, NEISD Printing Services - 205 Head Start - 205-E-61-6299-80-xxx-1-36-0-02 - \$205.28, Amazon - 205 Head Start - 205-E-13-6399-80-816-2-36-0-03 - \$107.97, Lakeshore - 205 Head Start - 205-E-11-6399-80-109-1-36-0-02 - \$1,348.63, Gateway - 205 Head Start - 205-E-11-6399-80-108-2-36-0-03 - \$55.26, Amazon - 205 Head Start - 205-E-11-6399-80-107-2-36-0-03 - \$471.73, Gateway - 205 Head Start - 205-e- 13-6399-80-816-2-36-0-03 - \$335.57, Office Depot - 205 Head Start - 205-E-61-6399-80-816-1-36-0-02 - \$82.29, Kaplan - 205 Head Start - 205-E-11-6399-80-xxx-1-36-9-02 - \$28,720, Lakeshore - 205 Head Start - 205-E-11-6399-80-110-1-36-0-02 - \$2,265.95, Office Depot - 205 Head Start - 205-E-41-6399-80-726-1-36-0-02 - \$134.22, Gateway - 205 Head Start - 205-E-21-6399-80-816-1-36-0-02 - \$439.70, School Outfitters - 205 Head Start - 205-E-11-6399-80-104-2-36-9-93 - \$772.39, Kaplan - 205 Head Start - 205-E-11-6399-80-110-1-36-0-02 - \$941.16, School Outfitters - 205 Head Start - 205-E-11-6399-80-115-2-36-9-93 - \$236.36, Amazon - 205 Head Start - 205-E-11-6399-80-107-2-36-0-03 - \$83.81, Lakeshore - 205 Head Start - 205-E11-6399-80-113-1-36-0-02 - \$968.01, Oriental Trading - 205 Head Start - 205-E-61-6399-80-112-2-36-0-03 - \$191.34, Gateway - 205 Head Start - 205-E-61-6399-80-104-2-36-0-03 - \$77.46, Amazon - 205 Head Start - 205-E-21-6399-80-816-1-36-9-02 - \$1,907.36, School Nurse Supply - 205 Head Start - 205-E-33-6399-80-105-2-36-0-03 - \$154.50, Gateway - 205 Head Start - 205-E-11-6399-80-113-1-36-0-02 - \$72.97, Amazon - 205 Head Start - 205-E-11-6399-80-109-1-36-0-02 - \$471.55, Amazon - 205 Head Start - 205-E-11-6399-80-106-2-36-0-03 - \$155.30, School Nurse Supply - 205 Head Start - 205-E-33-6399-80-104-2-36-0-03 - \$185.50, Gateway - 205 Head Start - 205-E-11-6399-80-108-2-36-0-03 - \$671.14, School Outfitters - 205 Head Start - 205-E-11-6399-80-110-2-36-0-03 - \$644.75, Office Depot - 205 Head Start - 205-E-21-6399-80-816-1-36-0-02 - \$165.54, Spaces for play - 205 Head Start - 205-E-11-6399-80-XXX-1-36-9-02 - \$6,034, Lakeshore - 205 Head Start - 205-E-11-6399-80-112-1-36-0-02 - \$2,741.10, Gateway - 205 Head Start - 205-E-11-6399-80-113-1-36-0-02 - \$355.69, Amazon - 205 Head Start - 205-E-33-6399-80-110-1-36-0-02 - \$1,441.18, Gateway - 205 Head Start - 205-E-21-6399-80-816-2-26-0-03 - \$631, Lakeshore - 205 Head Start - 205-E-6399-80-115-1-36-0-02 - \$123.77, Office Depot - 205 Head Start - 205-E-21-6399-80-816-2-36-0-03 - \$127.49, Gateway - 205 Head Start - 205-E-61-6399-80-113-2-36-0-03 - \$335.57, Intech Southwest - 205 Head Start - 205-E-11-6399-80-816-2-36-0-03 - \$665, Office Depot - 205 Head Start - 205-E-61-6399-80-104-1-36-0-02 - \$50.54, School Outfitters - 205 Head Start - 205-E-11-6399-80-106-2-36-9-93 - \$634.02, Gateway - 205 Head Start - 205-E-11-6399-80-107-2-36-0-03 - \$185.22, Office Depot - 205 Head Start - 205-E-21-6399-80-816-2-36-0-03 - \$445.63, Amazon - 205 Head Start - 205-E-21-6395-80-816-1-36-0-02 - \$39.99, Office Depot - 205 Head Start - 205-E-21-6395-80-816-1-36-0-02 - \$1,081.98, Children Safety Solutions - 199 PIC 36 Early Education - \$3,912.70, Really Good Stuff - 205 Head Start - 205-E-11-6399-80-115-1-36-0-02 - \$351.60, Lakeshore - 205 Head Start - 205-E-11-6399-80-106-1-36-0-02 - \$561.15, Amazon - 205 Head Start - 205-E-33-6399-80-104-1-36-0-02 - \$1,015.17, Amazon - 205 Head Start - 205-E-21-6399-80-816-2-36-0-03 - \$207.39, Intech Southwest - 205 Head Start - 205-E-XX-6395-816-1-36-0-02 - \$1,310, Amazon - 205 Head Start - 205-E-11-6395-80-XXX-2-36-9-93 - \$623.99, School Outfitters - 205 Head Start - 205-E-11-6399-80-105-2-36-0-03 - \$1,094.67, Office Depot - 205 Head Start - 205-E -21-6399-80-2-36-0-03 - \$404.87, Gateway - 205 Head Start - 205-E-11-6399-80-107-1-36-0-02 - \$98.17, Lakeshore - 205 Head Start - 205 E 11 6399 80 106 2 36 0 03 - \$16.14, Dahill Office Technology







205 Head Start - 205-E-21-6269-816-2-36-0-0





E-61-6399-80-107-2-36-0-03 - \$193.95, NEISD Printing Services - 205 Head Start - 205-  
E-61-6299-80-816-1-36-0-02 - \$132.09, Intech Southwest - 205 Head Start - 205-E-61-6395-80-112-1-36-0-02  
- \$335, Oriental Trading - 205 Head Start - 205-E-61-6399-80-110-2-36-0-03 - \$116.92, Lakeshore - 205 Head  
Start - 205-E-11-6399-80-115-1-36-0-02 - \$1,299.95, Office Depot - 205 Head Start - 205-  
E-13-6399-80-816-2-36-0-03 - \$1,015.41, Oriental Trading - 205 Head Start - 205-E-61-6399-80-108-2-36-0-03  
- \$201.53, Gateway - 205 Head Start - 205-e-61-6399-80-107-1-36-0-02 - \$82.11, Lakeshore - 205 Head Start -  
205-E-11-6399-80-108-1-36-0-02 - \$2,957.87, Amazon - 205 Head Start - 205-E-11-6399-80-107-1-1-36-0-02 -  
\$477.18, M & A Technology - 205 Head Start - 205-E-21-6395-80-816-2-36-0-03 - \$80, Amazon - 205 Head  
Start - 205-E-11-6399-80-110-1-36-0-02 - \$134.90, Amazon - 205 Head Start - 205-  
E-11-6399-80-112-2-36-0-03 - \$775.88, Amazon - 205 Head Start - 205-61-6399-80-816-1-36-0-02 - \$151.09,  
Gateway - 205 Head Start - 205-E-11-6399-80-108-1-36-0-02 - \$98.17, Amazon - 205 Head Start - 205-  
E-21-6399-80-816-1-36-9-02 - \$540.76, Amazon - 205 Head Start - 205-E-11-6399-80-107-1-36-0-02 - \$411.63  
, Amazon - 205 Head Start - 205-E-11-6399-80-110-1-36-0-02 - \$99.48, Gateway - 205 Head Start - 205-  
E-11-6399-80-106-2-36-0-03 - \$671.14, Intech Southwest - 205 Head Start - 205-E-21-3695-80-816-1-36-0-02  
- \$560, Amazon - 205 Head Start - 205-E-34-6399-80-816-2-36-9-98 - \$105.74, Gateway - 205 Head Start -  
205-E-61-6399-80-XXX-1-36-0-02 - \$82.04, Office Depot - 205 Head Start - 205-E-11-6399-80-115-2-36-0-03  
- \$53.02, Oriental Trading - 205 Head Start - 205-E-61-6399-80-106-2-36-0-03 - \$195.20, Really Good Stuff -  
205 Head Start - 205-E-11-6399-80-105-1-36-0-02 - \$31.98, Gateway - 205 Head Start - 205-  
E-21-6399-80-816-2-36-0-3 - \$68.84, Gateway - 205 Head Start - 205-E-11-6399-80-107-1-36-0-02 - \$963.93,  
Gateway - 205 Head Start - 205-E-21-6399-80-816-1-36-0-02 - \$671.14, School Outfitters - 205 Head Start -  
205-E-11-6399-80-107-2-36-9-03 - \$475.52, School Specialty - 205 Head Start - 205-E-6399-80-115-1-36-0-02  
- \$109.81, Gateway - 205 Head Start - 205-E-61-6399-80-816-2-36-0-03 - \$335.57, Gateway - 205 Head Start -  
205-E-XX-6399-80-XXX-2-36-0-03 - \$522.24, Lakeshore - 205 Head Start - 205-E-11-6399-80-113-2-36-0-03  
- \$47.49, Quill - 205 Head Start - 205-E-21-6399-80-816-2-36-9-93 - \$3,072.54, Intech Southwest - 205 Head  
Start - 205-E-13-6395-80-816-1-36-0-02 - \$1,965, Amazon - 205 Head Start - 205-E-13-6395-80-816-2-36-0-03  
- \$119.97, De La Garza Fence & Supply Co. - 205 Head Start - 205-E-11-6629-80-110-2-36-0-03 - \$4,715.87,  
School Outfitters - 205 Head Start - 205-E-11-6399-80-108-2-36-0-03 - \$465.26, Lakeshore - 205 Head Start -  
205-E-11-6399-80-106-1-36-0-02 - \$1,527.71, Office Depot - 205 Head Start - 205-  
E-13-6399-80-816-2-36-0-03 - \$495.99, School Nurse Supply - 205 Head Start - 205-  
E-33-6399-80-110-1-36-0-02 - \$99, Gateway - 205 Head Start - 205-e-11-6399-80-105-2-36-0-03 - \$242.73,  
Quill - 205 Head Start - 205-E-21-6399-80-816-2-36-0-03 - \$323.50, Dahill - 205 Head Start - 205-  
E-6269-816-1-36-0-02 - \$2,481.84, Gateway - 205 Head Start - 205-E-11-6399-80-104-1-36-0-02 - \$335.57, AT  
&T - 205 Head Start - 205-E-21-6395-80-816-2-36-0-03 - \$162.34, NEISD Print Services - 205 Head Start -  
205-E-61-6299-80-816-2-36-0-03 - \$56, Lakeshore - 205 Head Start - 205-E-11-6399-80-107-2-0-03 - \$408.41,  
School Nurse Supply - 205 Head Start - 205-E-33-6399-80-104-1-36-0-02 - \$99, Amazon - 205 Head Start -  
205-E-33-6399-80-112-1-36-0-02 - \$1,025.26, Office Depot - 205 Head Start - 205-  
E-61-6399-80-816-1-36-0-02 - \$50.83, School Outfitters - 205 Head Start - 205-E-11-6399-80-113-2-36-9-93 -  
\$572.94, Office Depot - 205 Head Start - 205-E-61-6399-80-113-1-36-0-02 - \$91.63, Amazon - 205 Head Start  
- 205-E-11-6399-80-113-2-36-0-03 - \$551.28, Amazon - 205 Head Start - 205-E-11-6399-80-699-2-36-9-03 -  
\$1,293.77, Gateway - 205 Head Start - 205-E-41-6399-80-726-2-36-0-03 - \$335.57, Lakeshore - 205 Head Start  
- 205-e-11-6399-80-113-2-36-0-03 - \$245.95, Amazon - 205 Head Start - 205-E-61-6399-80-109-1-36-0-02 -  
\$123.07, Amazon - 205 Head Start - 205-E-11-6395-80-XXX-2-36-9-93 - \$6,368.55, School Nurse Supply - 205  
Head Start - 205-E-33-6399-80-108-2-36-0-03 - \$208.64, Oriental Trading - 205 Head Start - 205-  
E-61-6399-80-115-2-36-0-03 - \$120.93, Gateway - 205 Head Start - 205-E-11-6399-80-108-2-36-0-03 - \$185.22  
, Paul H. Brookes - 205 Head Start - 205-E-11-6399-80-XXX-1-36-9-02 - \$499.95, Amazon - 205 Head Start  
205-E-11-6399-80-108-1-36-0-02 - \$572.06, Amazon - Head Start-205-E-11-6399-80-109-2-36-0-03-




\$268.58, Gateway - 205 Head Start - 205-E-11-6399-80-115-1-36-0-02 - \$98.17, Lakeshore - 205 Head Start - 205-E-11-6399-80-108-2-36-0-03 - \$833.76, Lakeshore - 205 Head Start - 205-E-11-6399-80-106-2-36-0-03 - \$297.82, Office Depot - 205 Head Start - 205-E-61-6399-109-1-36-0-02 - \$353.47, Child Safety Solutions - 205 Head Start - 20-E-11-6399-80-xxx-1-36-0-02 - \$4,625.50, Gateway - 205 Head Start - 205-E-11-6399-80-106-1-36-0-02 - \$355.69, Gateway - 205 Head Start - 205-E-11-6399-80-113-1-36-0-02 - \$245.07, Swivl - 205 Head Start - 205-E-11-6395-80-xxx-1-36-9-02 - \$23,502, Amazon - 205 Head Start - 205-E-61-6399-80-XXX-1-36-0-02 - \$79.99, Amazon - 205 Head Start - 205-E-11-6399-80-104-1-36-0-02 - \$1,088.76, NEISD electronic & Printing - 205 Head Start - 205-E-61-6299-80-816-2-36-0-03 - \$56, Oriental Trading - 205 Head Start - 205-E-61-6399-80-109-2-36-0-03 - \$144.64, Office Depot - 205 Head Start - 205-E-21-6399-80-816-2-36-0-03 - \$16.37, Gateway - 205 Head Start - 205-E-21-6399-80-816-2-36-0-03 - \$185.22, Office Depot - 205 Head Start - 205-E-61-6399-80-816-2-36-0-03 - \$51.73, Lakeshore - 205 Head Start - 205-E-11-6399-80-106-2-36-0-03 - \$297.21, School Outfitters - 205 Head Start - 205-E11-6399-80-113-2-36-0-03 - \$656.11, Apple Computer Inc. - 205 Head Start - 205-E-116395-80-xxx-1-36-9-02 - \$7,509, T-Mobile-USA - 205 Head Start - 205-E-11-6395-80-xxx-1-36-9-02 - \$4,800, School Outfitters - 205 Head Start - 205-E-11-6399-80-112-2-36-9-933 - \$846.17, School Outfitters - 205 Head Start - 205-E-11-6399-80-115-2-36-9-93 - \$569.56

Strategy 13 Details	Reviews			
<p><b>Strategy 13:</b> Purchase one meal for teaching staff in Head Start classroom to implement family-style dining. Family-style dining introduces healthy foods, model healthy behaviors, and provide opportunities for teaching staff to model nutrition and oral language education to all students.</p> <p><b>Strategy's Expected Result/Impact:</b> Improved healthy choices and student outcomes  <b>Staff Responsible for Monitoring:</b> Director of Early Childhood</p> <p><b>Title I Schoolwide Elements:</b> 2.4  <b>Problem Statements:</b> Demographics 1  <b>Funding Sources:</b> Food Service - 205 Head Start - 205-E-11-6499-80-XXX-2-36-0-03 - \$1,920, Food Service - 205 Head Start - 205-E-11-6399-80-XXX-2-36-0-03 - \$2,284, Food Service - 205 Head Start - 205-E-11-6499-80-xxx-1-36-0-02 - \$2,120, Food Service - 205 Head Start - 205-E-11-6499-80-XXX-236-003 - \$2,520, Food Service - 205 Head Start - 205-E-11-6499-80-xxx-1-36-0-02 - \$1,856, Food Service - 205 Head Start - 205-E-11-6499-80-XXX-1-36-0-02 - \$1,700, Food Service - 205 Head Start - 205-E-11-6499-80-XXX-2-36-0-03 - \$2,677</p>	Formative			Summative
	Nov	Jan	Mar	June
				
Strategy 14 Details	Reviews			
<p><b>Strategy 14:</b> Provide a web-based system to maintain/store all required Head Start documents.</p> <p><b>Strategy's Expected Result/Impact:</b> 100% compliance of Head Start program  <b>Staff Responsible for Monitoring:</b> Director of Early Childhood</p> <p><b>Funding Sources:</b> DataSay - 205 Head Start - 205-E-21-6395-80-816-1-36-0-02 - \$5,720, Management Information - Child Plus - 205 Head Start - 205-E 21-6395-80-816-2-36-0-03 - \$8,793.79, Management Information - Child Plus - 205 Head Start - 205-E-21-6395-80-816-1-36-0-02 - \$7,376.29</p>	Formative			Summative
	Nov	Jan	Mar	June
				
Strategy 15 Details	Reviews			
<p><b>Strategy 15:</b> Promote and provide supplemental resources and professional development to support the dual language classroom in PK/HS, Kinder and 1st.</p> <p><b>Strategy's Expected Result/Impact:</b> Improve student outcomes  <b>Staff Responsible for Monitoring:</b> Director of Early Childhood Bilingual/ESL Coordinator</p> <p><b>Title I Schoolwide Elements:</b> 2.4, 2.6  <b>Problem Statements:</b> Demographics 1 - Student Achievement 2 - Curriculum, Instruction, and Assessment 1  <b>Funding Sources:</b> Lakeshore - 199 PIC 25 Bilingual - \$81,440, Sam's - 199 PIC 25 Bilingual - \$120, National School Products - 263 Title III_LEP - \$9,267.28, NEISD - brochures DL - 199 PIC 25 Bilingual - \$170.96, Velazquez Press - 199 PIC 25 Bilingual - \$164.89, Bilingual Planet - 263 Title III_LEP - \$400, Estrellita: Lunita Program (1st Grade) - 263 Title III_LEP - \$5,220, NEISD - 199 PIC 25 Bilingual - \$2,300, Estrellita - 205 Head Start - 205-e-11-6329-80-104-1-36-0-02 - \$809.49, Estrellita PD - 199 PIC 25 Bilingual - \$5,000, NSP - 263 Title III_LEP - \$9,267.28, CalidadED Consulting - 199 PIC 25 Bilingual - \$7,500, Books del Sur - 199 PIC 25 Bilingual - \$7,378.36, Aprende Aprende - 263 Title III_LEP - \$350, HEB - 199 PIC 25 Bilingual - \$200, Estrellita (K-1) - 263 Title III_LEP - \$8,033.52, Home Depot - 199 PIC 25 Bilingual - \$100</p>	Formative			Summative
	Nov	Jan	Mar	June
				






Strategy 16 Details	Reviews			
<p><b>Strategy 16:</b> Provide resources to Bilingual department to maintain all LPAC documentation and to test students for reclassification.</p> <p><b>Strategy's Expected Result/Impact:</b> Being in compliance with Bil/ESL requirements.</p> <p><b>Staff Responsible for Monitoring:</b> Bilingual/ESL Coordinator LPAC campus team members</p> <p><b>Title I Schoolwide Elements:</b> 2.4, 2.5, 2.6</p> <p><b>Problem Statements:</b> Student Achievement 1, 2, 3</p> <p><b>Funding Sources:</b> Intech Southwest - 263 Title III LEP - \$3,330, Intech Southwest - 199 PIC 25 Bilingual - \$151, Frontline - 199 PIC 25 Bilingual - \$23,946, Riverside Insights - 199 PIC 25 Bilingual - \$2,242.16, Office Supplies (Gateway, Office Depot) - 199 PIC 25 Bilingual - \$750, Riverside Insights (reclassification) - 199 PIC 25 Bilingual - \$2,038.33</p>	Formative			Summative
	Nov	Jan	Mar	June
				
Strategy 17 Details	Reviews			
<p><b>Strategy 17:</b> Math program that will promote hands-on/manipulative learning and foundational math knowledge.</p> <p><b>Strategy's Expected Result/Impact:</b> Improved Math STAAR results</p> <p><b>Staff Responsible for Monitoring:</b> Director of Teaching and Learning, Math IF, and Campus administration.</p> <p><b>Title I Schoolwide Elements:</b> 2.4</p> <p><b>Funding Sources:</b> SAVVAS - Math Investigations - 199 PIC 36 Early Education - \$9,860.41, EAI solutions - 199 PIC 36 Early Education - \$50,000, SAVVAS - Math Investigations for 3rd grade - 199 PIC 36 Early Education - \$77,546.49</p>	Formative			Summative
	Nov	Jan	Mar	June
				
Strategy 18 Details	Reviews			
<p><b>Strategy 18:</b> Administer Amplify MClass to students in kinder through 5th grade to assess reading proficiency.</p> <p><b>Strategy's Expected Result/Impact:</b> Increase student outcomes in reading</p> <p><b>Staff Responsible for Monitoring:</b> Director of Teaching &amp; Learning, instructional coaches</p> <p><b>Title I Schoolwide Elements:</b> 2.4 - Results Driven Accountability - Equity Plan</p> <p><b>Problem Statements:</b> Student Achievement 1 - Curriculum, Instruction, and Assessment 1</p> <p><b>Funding Sources:</b> Amplified Reading - 199 PIC 36 Early Education - \$5,844.70, Amplify-PD special ed teachers - 211 Title I, Part A - \$1,500, Amplified Reading - 211 Title I, Part A - \$13,071.45</p>	Formative			Summative
	Nov	Jan	Mar	June
				

Strategy 19 Details	Reviews			
<p><b>Strategy 19:</b> Administer universal screener to students in 3rd through 8th grades to assess math skills.  <b>Strategy's Expected Result/Impact:</b> Increase student outcomes in math  <b>Staff Responsible for Monitoring:</b> Director of Teaching &amp; Learning, instructional coaches</p> <p><b>Title I Schoolwide Elements:</b> 2.4 - Results Driven Accountability - Equity Plan  <b>Problem Statements:</b> Student Achievement 1  <b>Funding Sources:</b> Happy Numbers - 410 IMA - \$15,650, Imagine Math - 410 IMA - \$60,000</p>	<b>Formative</b>			<b>Summative</b>
	<b>Nov</b>	<b>Jan</b>	<b>Mar</b>	<b>June</b>
				
Strategy 20 Details	Reviews			
<p><b>Strategy 20:</b> Promote and recruit for the SSAISD Head Start program.  <b>Strategy's Expected Result/Impact:</b> Increase early opportunities  <b>Staff Responsible for Monitoring:</b> Director of Early Childhood, ERSEA Coordinator, Family Service Facilitators</p> <p><b>Title I Schoolwide Elements:</b> 2.4 - Results Driven Accountability  <b>Problem Statements:</b> Demographics 1  <b>Funding Sources:</b> - 205 Head Start</p>	<b>Formative</b>			<b>Summative</b>
	<b>Nov</b>	<b>Jan</b>	<b>Mar</b>	<b>June</b>
				
Strategy 21 Details	Reviews			
<p><b>Strategy 21:</b> Provide supplemental social studies resource to middle school social studies teachers.  <b>Strategy's Expected Result/Impact:</b> Increase STAAR results in 8th-grade social studies  <b>Staff Responsible for Monitoring:</b> Campus administration and ICs</p> <p><b>Title I Schoolwide Elements:</b> 2.4, 2.5  <b>Problem Statements:</b> Curriculum, Instruction, and Assessment 2  <b>Funding Sources:</b> Alan Lowman - 211 Comprehensive Support - \$7,500</p>	<b>Formative</b>			<b>Summative</b>
	<b>Nov</b>	<b>Jan</b>	<b>Mar</b>	<b>June</b>
				
Strategy 22 Details	Reviews			
<p><b>Strategy 22:</b> Provide a software program to maintain all special education, dyslexia, Section 504 and Rti documentation.  <b>Strategy's Expected Result/Impact:</b> Stay in compliance with all state and federal mandates  <b>Staff Responsible for Monitoring:</b> Special education department, Rti and 504 Coordinators</p> <p><b>Title I Schoolwide Elements:</b> 2.5  <b>Problem Statements:</b> Curriculum, Instruction, and Assessment 2  <b>Funding Sources:</b> - 224 IDEA B Formula - \$10,685, - 199 Special Ed Local pic 23 - \$13,000</p>	<b>Formative</b>			<b>Summative</b>
	<b>Nov</b>	<b>Jan</b>	<b>Mar</b>	<b>June</b>
				

Strategy 23 Details	Reviews			
<p><b>Strategy 23:</b> Provide instructional resources and supplemental resources to special education students receiving speech therapy, occupational services, physical therapy, adaptive physical therapy, visual impairment services, Orientation and Mobility, auditory impairment services and behavior support to effectively meet students individualized Education Plan (IEP).</p> <p><b>Strategy's Expected Result/Impact:</b> Improve student outcomes  <b>Staff Responsible for Monitoring:</b> Director of Special Education</p> <p><b>Title I Schoolwide Elements:</b> 2.4, 2.5, 2.6  <b>Problem Statements:</b> Curriculum, Instruction, and Assessment 2  <b>Funding Sources:</b> - 224 IDEA B Formula - \$35,000, - 199 Special Ed Local pic 23 - \$183,000</p>	<b>Formative</b>			<b>Summative</b>
	<b>Nov</b>	<b>Jan</b>	<b>Mar</b>	<b>June</b>
				
Strategy 24 Details	Reviews			
<p><b>Strategy 24:</b> Purchase items for special education district personnel to support teachers and campuses with implementing instructional best practices to support goals and objectives to effectively meet students Individual Educational Plan (IEP's).</p> <p><b>Strategy's Expected Result/Impact:</b> Improve student outcomes  <b>Staff Responsible for Monitoring:</b> Director of Special Education</p> <p><b>Title I Schoolwide Elements:</b> 2.4, 2.5, 2.6  <b>Problem Statements:</b> Curriculum, Instruction, and Assessment 2  <b>Funding Sources:</b> - 199 Special Ed Local pic 23 - \$19,600, - 224 IDEA B Formula - \$9,025</p>	<b>Formative</b>			<b>Summative</b>
	<b>Nov</b>	<b>Jan</b>	<b>Mar</b>	<b>June</b>
				
Strategy 25 Details	Reviews			
<p><b>Strategy 25:</b> Provide Cognitive, Psychological, Communication and Behavior assessments and evaluations for students who have been identified and meet TEA guidelines for students with disabilities.</p> <p><b>Strategy's Expected Result/Impact:</b> Increase student outcomes by ensuring proper support service placement  <b>Staff Responsible for Monitoring:</b> Director of Special Education</p> <p><b>Title I Schoolwide Elements:</b> 2.6  <b>Problem Statements:</b> Curriculum, Instruction, and Assessment 2  <b>Funding Sources:</b> - 199 Special Ed Local pic 23 - \$183,000, Scottish Rite - 199 Local - \$1,400, - 224 IDEA B Formula - \$97,000</p>	<b>Formative</b>			<b>Summative</b>
	<b>Nov</b>	<b>Jan</b>	<b>Mar</b>	<b>June</b>
				
Strategy 26 Details	Reviews			
<p><b>Strategy 26:</b> Provide supplemental resources for librarians.</p> <p><b>Strategy's Expected Result/Impact:</b> Increase STAAR reading scores  <b>Staff Responsible for Monitoring:</b> librarian</p> <p><b>Title I Schoolwide Elements:</b> 2.4  <b>Problem Statements:</b> Student Achievement 2 - Curriculum, Instruction, and Assessment 1  <b>Funding Sources:</b> Alexia - 199 Local - \$19,500</p>	<b>Formative</b>			<b>Summative</b>
	<b>Nov</b>	<b>Jan</b>	<b>Mar</b>	<b>June</b>
				

Strategy 27 Details	Reviews			
<p><b>Strategy 27:</b> Provide supplemental resources for Bilingual/ESL teachers.</p> <p><b>Strategy's Expected Result/Impact:</b> Increase in TELPAS results</p> <p><b>Staff Responsible for Monitoring:</b> Bilingual/ESL Coordinator, Bilingual/ESLteachers</p> <p><b>Title I Schoolwide Elements:</b> 2.4</p> <p><b>Problem Statements:</b> Student Achievement 1, 2 - Curriculum, Instruction, and Assessment 1</p> <p><b>Funding Sources:</b> Summit K12 - 282 ESSER III - \$34,042.50, Teacher Created Materials - 199 PIC 25 Bilingual - \$4,222.59, School Specialty (ESL) - 263 Title III_LEP - \$1,911.20, Imagine in Español - 199 PIC 25 Bilingual - \$6,500, Seidlitz - 263 Title III_LEP - \$392, Teacher Created Materials - 263 Title III_LEP - \$1,979.46, Lakeshore (ESL) - 263 Title III_LEP - \$3,125.24, Nearpod - 263 Title III_LEP - \$3,500, Cengage/National Geographic - 199 PIC 25 Bilingual - \$30,878.10, National School Products - 263 Title III_LEP - \$9,821.90, Seidlitz - 263 Title III_LEP - \$1,044.77</p>	<b>Formative</b>			<b>Summative</b>
	<b>Nov</b>	<b>Jan</b>	<b>Mar</b>	<b>June</b>
				
Strategy 28 Details	Reviews			
<p><b>Strategy 28:</b> Provide supplemental Reading materials, supplies and other resources to classrooms.</p> <p><b>Strategy's Expected Result/Impact:</b> All students reading on grade level in 3rd grade.</p> <p><b>Staff Responsible for Monitoring:</b> Director of Teaching and Learning, Instructional coaches/facilitator and Campus administration</p> <p><b>Title I Schoolwide Elements:</b> 2.4</p> <p><b>Problem Statements:</b> Student Achievement 2 - Curriculum, Instruction, and Assessment 2</p> <p><b>Funding Sources:</b> Amazon - 164 GT Local - \$380.92, Houghton Mifflin Harcourt - 199 PIC 36 Early Education - \$74,023.20, Santillan USA - 199 PIC 36 Early Education - \$13,215</p>	<b>Formative</b>			<b>Summative</b>
	<b>Nov</b>	<b>Jan</b>	<b>Mar</b>	<b>June</b>
				
Strategy 29 Details	Reviews			
<p><b>Strategy 29:</b> ADSY opportunities for elementary and middle school students</p> <p><b>Strategy's Expected Result/Impact:</b> Close the COVID slide</p> <p><b>Staff Responsible for Monitoring:</b> DOA and campus administration</p> <p><b>Title I Schoolwide Elements:</b> 2.4</p> <p><b>Problem Statements:</b> Student Achievement 1, 2</p> <p><b>Funding Sources:</b> SSAISD food services - 199 PIC 30 State Comp - \$3,500, Extra Duty Pay - 211 Comprehensive Support - \$50,000, Extra Duty Pay - 199 PIC 30 State Comp - \$20,000</p>	<b>Formative</b>			<b>Summative</b>
	<b>Nov</b>	<b>Jan</b>	<b>Mar</b>	<b>June</b>
				



Strategy 30 Details	Reviews			
<b>Strategy 30:</b> Project Smart summer enrichment program for Migrant students <b>Strategy's Expected Result/Impact:</b> Increase student outcomes <b>Staff Responsible for Monitoring:</b> Migrant Specialist  <b>Title I Schoolwide Elements:</b> 2.4, 2.5, 2.6 <b>Problem Statements:</b> Student Achievement 1, 2 <b>Funding Sources:</b> Lakeshore - 212 Title I C Migrant - \$152, HEB - 212 Title I C Migrant - \$107, Gateway - 212 Title I C Migrant - \$1,826	Formative			Summative
	Nov	Jan	Mar	June
	 10%			
 No Progress  Accomplished  Continue/Modify  Discontinue				

**Performance Objective 1 Problem Statements:**



Demographics
<b>Problem Statement 1:</b> Student enrollment has declined the last several years. <b>Root Cause:</b> The lack of schools of K-12 choice for students.
Student Achievement
<b>Problem Statement 1:</b> The percentage of students at meets on STAAR/EOC in Math is 18% below State average. <b>Root Cause:</b> Concrete instructional model not present leading to the lack of the development of conceptual understanding of math operations.
<b>Problem Statement 2:</b> The percentage of students at meets on STAAR/EOC in Reading is 16% below State average. <b>Root Cause:</b> Additional support is required in dissecting ELAR standards to understand student expectations and reading proficiencies in a Balanced Literacy Framework.
<b>Problem Statement 3:</b> The number of students that attend college/university, join the military or qualify for an industry certification is below the State average. <b>Root Cause:</b> Course sequences for College and Career Pathways need to be further established for coherence and rigorous content.
Curriculum, Instruction, and Assessment
<b>Problem Statement 1:</b> Reading scores indicate a significant number of students not reading on grade level. <b>Root Cause:</b> Lack of focus on an aligned K-12 literacy program.
<b>Problem Statement 2:</b> The delivery of high quality, differentiated instruction is inadequate. <b>Root Cause:</b> Professional development in research based best practices, differentiation, delivery and lesson planning is minimal.
Technology
<b>Problem Statement 1:</b> Integration and usage of technology into classroom instruction needs to be strengthened. <b>Root Cause:</b> Providing professional development for teachers in technology is limited.
<b>Problem Statement 2:</b> Internet accessibility is inconsistent. <b>Root Cause:</b> Evaluation of bandwidth capacity has not been conducted.


**Goal 1:** SSAISD will increase academic achievement for all students and thus closing the gap between student populations in pursuit of advanced performance.

**Performance Objective 2:** By July 2022, 90% of all students will meet academic and attendance requirements to move on to the next grade level.

**HB3 Goal**

**Evaluation Data Sources:** Retention rates

Strategy 1 Details	Reviews			
<p><b>Strategy 1:</b> Provide Summer Success Academy to PK-12 grade students.  <b>Strategy's Expected Result/Impact:</b> Lower retention rates  <b>Staff Responsible for Monitoring:</b> Division of Academics</p> <p><b>Title I Schoolwide Elements:</b> 2.5, 2.6  <b>Problem Statements:</b> Curriculum, Instruction, and Assessment 2  <b>Funding Sources:</b> Materials and Supplies - 282 ESSER 3 - \$10,000, Amazon - summer school - 199 PIC 30 State Comp - \$1,180.20, Universal Print &amp; Pen - 199 PIC 30 State Comp - \$477.80, Gateway - 199 PIC 30 State Comp - \$347.72, Personnel - 282 ESSER 3 - \$1,000,000, Gateway - 199 PIC 30 State Comp - \$208.46, Amazon - 199 PIC 30 State Comp - \$747</p>	<b>Formative</b>			<b>Summative</b>
	<b>Nov</b>	<b>Jan</b>	<b>Mar</b>	<b>June</b>
				
Strategy 2 Details	Reviews			
<p><b>Strategy 2:</b> Purchase educational technology for students that will aid interaction between students and instructors, which includes assistive technology or adaptive equipment for SWD.  <b>Strategy's Expected Result/Impact:</b> Closing the achievement/learning gap created by COVID.  <b>Staff Responsible for Monitoring:</b> All district and campus administration</p> <p><b>Title I Schoolwide Elements:</b> 2.4, 2.6  <b>Problem Statements:</b> District Context and Organization 1 - Technology 1  <b>Funding Sources:</b> Insight - Chromebook - 199 PIC 30 State Comp - \$129,250, Troxell Communications - student laptops - 282 ESSER III - 199 11 6395 00 999 011 082 - \$1,055,600, Troxell Communications - projectors, interactive whiteboards - 282 ESSER III - \$488,340, CDW-G - teacher laptops - 282 ESSER III - \$271,600</p>	<b>Formative</b>			<b>Summative</b>
	<b>Nov</b>	<b>Jan</b>	<b>Mar</b>	<b>June</b>
				
Strategy 3 Details	Reviews			
<p><b>Strategy 3:</b> Provide Summer Bridge for 7th and 8th grade students to close the math gap for Algebra.  <b>Strategy's Expected Result/Impact:</b> Students meeting the Meets standard on EOC algebra test.  <b>Staff Responsible for Monitoring:</b> Campus administration</p>	<b>Formative</b>			<b>Summative</b>
	<b>Nov</b>	<b>Jan</b>	<b>Mar</b>	<b>June</b>

<p><b>Title I Schoolwide Elements:</b> 2.4  <b>Problem Statements:</b> Student Achievement 1 - Curriculum, Instruction, and Assessment 2  <b>Funding Sources:</b> Gateway Printing - supplies - 282 ESSER III - \$1,105.40</p>				
--	--	--	--	--

 No Progress	 Accomplished	 Continue/Modify	 Discontinue
---	--	---	---

**Performance Objective 2 Problem Statements:**



<b>Student Achievement</b>
<p><b>Problem Statement 1:</b> The percentage of students at meets on STAAR/EOC in Math is 18% below State average. <b>Root Cause:</b> Concrete instructional model not present leading to the lack of the development of conceptual understanding of math operations.</p>
<b>Curriculum, Instruction, and Assessment</b>
<p><b>Problem Statement 2:</b> The delivery of high quality, differentiated instruction is inadequate. <b>Root Cause:</b> Professional development in research based best practices, differentiation, delivery and lesson planning is minimal.</p>
<b>District Context and Organization</b>
<p><b>Problem Statement 1:</b> Outlined procedures and systems are not implemented uniformly. <b>Root Cause:</b> The lack of systemic implementation is attributed to the absence of monitoring, and evaluation of procedures/processes.</p>
<b>Technology</b>
<p><b>Problem Statement 1:</b> Integration and usage of technology into classroom instruction needs to be strengthened. <b>Root Cause:</b> Providing professional development for teachers in technology is limited.</p>



**Goal 2:** SSAISD will recruit, develop, support, and retain effective teachers, principals, and other instructional staff.




**Performance Objective 1:** Quality professional development during the 2021-2022 school year will be provided to 100% of instructional and support staff thus ensuring student success.




**HB3 Goal**









**Evaluation Data Sources:** PD Evaluation Forms, PD Agendas and Sign in Sheets

Strategy 1 Details	Reviews			
<p><b>Strategy 1:</b> Create professional learning opportunities that promote innovative instructional practices in order to support the creation of 21st century learning environments.</p> <p><b>Strategy's Expected Result/Impact:</b> Increase STAAR outcomes</p> <p><b>Staff Responsible for Monitoring:</b> Chief Academic Officer</p> <p><b>Title I Schoolwide Elements:</b> 2.5</p> <p><b>Problem Statements:</b> Curriculum, Instruction, and Assessment 2</p> <p><b>Funding Sources:</b> Amy Montoya - 205 Head Start - 205-E-13-6411-80-816-2-36-0-03 - \$962, giftED20 - 255 Title II, Part A - \$1,000, Jessica Algueseva - 205 Head Start - 205-E-33-6411-80-816-2-36-0-03 - \$407.50, Wells Fargo -Southwest - 205 Head Start - 205-E-XX-6411-80-816-2-36-0-03 - \$1,466.88, Migrant Conference - 212 Title I C Migrant - \$350, Imagery Graphing System - 211 Title I, Part A - \$870, Rosanna Carmona-Mercado - 205 Head Start - 205-E-21-6411-80-816-2-36-0-03 - \$962, Loni Rodriguez - 205 Head Start - \$331, Laying the Foundation - 255 Title II, Part A - \$44,000, Esmeralda Trevino - 205 Head Start - \$331, Wells Fargo -Southwest - 205 Head Start - 205-E-21-6411-80-816-2-36-0-03 - \$358.96, Enterprise Car rental - 205 Head Start - 205-E-21-6411-80-816-2-36-0-03 - \$250.84, South West Airlines - 205 Head Start - 205-E-21-6411-80-816-2-36-0-03 - \$1,127.84, Building Math Minds - 211 Title I, Part A - \$10,944, Fundamental 5 - 255 Title II, Part A - \$10,413.24, Frog Street Splash conference - 205 Head Start - \$498, FAYE HAGERTY consultant - 255 Title II, Part A - 255 12 6299 00 818 24 000 - \$500, Rosanna Carmona- Mercado - 205 Head Start - \$825.34, Amy Montoya - 205 Head Start - \$921.64, FAYE Hagerty consultant - 255 Title II, Part A - \$1,000, National Head Start Association - 205 Head Start - 205-E- XX- 6411-80-816-2-36-0-03 - \$2,516, Gary Urdiales - 205 Head Start - 205-E-61-6411-80-816-2-36-0-03 - \$962</p>	Formative			Summative
	Nov	Jan	Mar	June
				
Strategy 2 Details	Reviews			
<p><b>Strategy 2:</b> Conduct satisfaction surveys to teachers for feedback on support and resources provided.</p> <p><b>Strategy's Expected Result/Impact:</b> Increase teacher retention.</p> <p><b>Staff Responsible for Monitoring:</b> campus administration</p> <p><b>Problem Statements:</b> Demographics 1 - Staff Quality, Recruitment, and Retention 2</p>	Formative			Summative
	Nov	Jan	Mar	June
				

Strategy 3 Details	Reviews			
<p><b>Strategy 3:</b> Provide training on Individual Educational Plan (IEP) development, implementation and data collection to ensure support to campus and teachers.</p> <p><b>Strategy's Expected Result/Impact:</b> Increased student outcomes and proficiency in individualized Educational Plans.</p> <p><b>Staff Responsible for Monitoring:</b> Director of Special Education</p> <p><b>Title I Schoolwide Elements:</b> 2.4</p> <p><b>Problem Statements:</b> Student Achievement 1, 2</p> <p><b>Funding Sources:</b> - 224 IDEA B Formula - \$2,000</p>	<b>Formative</b>			<b>Summative</b>
	<b>Nov</b>	<b>Jan</b>	<b>Mar</b>	<b>June</b>
				
Strategy 4 Details	Reviews			
<p><b>Strategy 4:</b> Provide Directors, instructional coaches, facilitators, clerks, specialists and coordinator for supplemental support to improve teacher quality and student academic achievement.</p> <p><b>Strategy's Expected Result/Impact:</b> Improved teacher efficacy.</p> <p><b>Staff Responsible for Monitoring:</b> Director of Teaching and Learning, Director of Federal and State Programs, CAO</p> <p><b>Title I Schoolwide Elements:</b> 2.4</p> <p><b>Problem Statements:</b> Student Achievement 1, 2, 3</p> <p><b>Funding Sources:</b> Rti specialist - 255 Title II, Part A - \$65,000, Clerk III - laptop - 211 Title I, Part A - \$1,200, Traci Skrovan - 199 PIC 36 Early Education - \$2,950, Director of Federal Programs - 211 Title I, Part A - \$70,000, ACET - 211 Title I, Part A - \$375, Parent Liaison - 211 Title I, Part A - \$30,000, Instructional coaches and facilitators - 211 Title I, Part A - \$1,300,000, Director of Strategic Planning and Innovation - 211 Title I, Part A - \$45,000, Intech Southwest - 212 Title I C Migrant - \$2,000, Clerk III - Federal Programs - 211 Title I, Part A - \$30,000, Instructional coaches - 255 Title II, Part A - \$290,000, Intech Southwest - 211 Title I, Part A - \$365, Instructional facilitator and coordinator - 263 Title III_LEP - \$90,000, Amplified: mClass - 255 Title II, Part A - \$750, Director of Teaching and Learning - 211 Title I, Part A - \$110,000, Instructional facilitators - 224 IDEA B Formula - \$250,000, ESEA Network - 211 Title I, Part A - \$700</p>	<b>Formative</b>			<b>Summative</b>
	<b>Nov</b>	<b>Jan</b>	<b>Mar</b>	<b>June</b>
				

Strategy 5 Details	Reviews			
<p><b>Strategy 5:</b> Provide professional development in early literacy, CIRCLE, ASQ, CLASS, PK guidelines, Estrellitas, HS ELOFS, HS Performance Standards, First Aid/CPR and best practices.</p> <p><b>Strategy's Expected Result/Impact:</b> Improve student outcomes and teacher efficacy</p> <p><b>Staff Responsible for Monitoring:</b> Director of Early Childhood</p> <p><b>Title I Schoolwide Elements:</b> 2.4 - Results Driven Accountability</p> <p><b>Problem Statements:</b> Student Achievement 2 - Curriculum, Instruction, and Assessment 1, 2</p> <p><b>Funding Sources:</b> Estela's Mexican Restaurant - 205 Head Start - 205-E-21-6495-80-816-2-36-0-03 - \$155, Wells Fargo - 205 Head Start - 205-E13-6399-80-816-2-36-0-03 - \$125, Wells Fargo- Sam's - 205 Head Start - 205-E-21-6499-80-816-2-36-0-03 - \$77.76, National Association for the Education of Young Children - 205 Head Start - 205-E-XX-6495-80-816-2-36-0-03 - \$207, National Head Start Association - 205 Head Start - 205-E-21-6495-80-816-2-36-0-03 - \$910, Hope CPR/ AED &amp; First Aid Training - 205 Head Start - 205-E-13-6299-80-816-2-36-0-03 - \$350, Region 20 - 205 Head Start - 205-E-61-6234-80-XXX-2-36-0-03 - \$1,250, Wells Fargo- Teachstone - 205 Head Start - 205-E-13-6499-80-816-2-36-0-03 - \$125, Wells Fargo-Teachstone - 205 Head Start - 205-E-13-6499-80-816-1-36-0-02 - \$125, Hope CPR/ AED &amp; First Aid Training - 205 Head Start - 205-E-13-6299-80-816-2-36-0-03 - \$30, Wells Fargo- Teachstone - 205 Head Start - 205-E-13-6499-80-816-2-36-0-03 - \$125, Wells Fargo -Sam's - 205 Head Start - 205-e-21-6499-80-816-2-36-0-03 - \$158.68</p>	<b>Formative</b>			<b>Summative</b>
	<b>Nov</b>	<b>Jan</b>	<b>Mar</b>	<b>June</b>
				
Strategy 6 Details	Reviews			
<p><b>Strategy 6:</b> Math teachers will be trained on the effective use of manipulatives for use during extended learning opportunities during math intervention periods.</p> <p><b>Strategy's Expected Result/Impact:</b> Improve standards-based lessons for increased student outcomes.</p> <p><b>Staff Responsible for Monitoring:</b> Principal and instructional coaches</p> <p><b>Title I Schoolwide Elements:</b> 2.4 - Results Driven Accountability</p> <p><b>Problem Statements:</b> Student Achievement 1, 3, 4 - Curriculum, Instruction, and Assessment 2</p>	<b>Formative</b>			<b>Summative</b>
	<b>Nov</b>	<b>Jan</b>	<b>Mar</b>	<b>June</b>
				
Strategy 7 Details	Reviews			
<p><b>Strategy 7:</b> Secondary teachers will be trained on high yield math strategies to increase student achievement.</p> <p><b>Strategy's Expected Result/Impact:</b> Improve standards based lessons for increased student outcomes.</p> <p><b>Staff Responsible for Monitoring:</b> Principal, instructional coaches, Director of Teaching and Learning</p> <p><b>Title I Schoolwide Elements:</b> 2.4 - Results Driven Accountability</p> <p><b>Problem Statements:</b> Student Achievement 1</p>	<b>Formative</b>			<b>Summative</b>
	<b>Nov</b>	<b>Jan</b>	<b>Mar</b>	<b>June</b>
				

Strategy 8 Details	Reviews			
<p><b>Strategy 8:</b> Provide TEKS Resource and accompanying training.  <b>Strategy's Expected Result/Impact:</b> Improve standards-based lessons for increased student outcomes.  <b>Staff Responsible for Monitoring:</b> Director of Teaching and Learning, ICs</p> <p><b>Title I Schoolwide Elements:</b> 2.4 - Results Driven Accountability  <b>Problem Statements:</b> Student Achievement 1, 2, 3, 4 - Curriculum, Instruction, and Assessment 1, 2  <b>Funding Sources:</b> - 199 PIC 30 State Comp - \$25,000</p>	<b>Formative</b>			<b>Summative</b>
	<b>Nov</b>	<b>Jan</b>	<b>Mar</b>	<b>June</b>
				
Strategy 9 Details	Reviews			
<p><b>Strategy 9:</b> ESC20 commitment that will provide services in the areas of administration, curriculum, instruction and assessment, professional development, specialized services and Enterprise Resource Planning Solutions system.  <b>Strategy's Expected Result/Impact:</b> Differentiated lessons.  <b>Staff Responsible for Monitoring:</b> Executive Director of Instructional Services</p> <p><b>Title I Schoolwide Elements:</b> 2.4 - Results Driven Accountability - Equity Plan  <b>Problem Statements:</b> Student Achievement 1, 2, 3 - Curriculum, Instruction, and Assessment 1, 2  <b>Funding Sources:</b> ESC-20 Region 20 - 205 Head Start - 205-E-41-6499-80-726-2-36-0-03 - \$50, - 205 Head Start - \$50, 199 PIC 30 State Comp \$100,000 - 199 Local - \$100,000</p>	<b>Formative</b>			<b>Summative</b>
	<b>Nov</b>	<b>Jan</b>	<b>Mar</b>	<b>June</b>
				
Strategy 10 Details	Reviews			
<p><b>Strategy 10:</b> Provide supplemental resources and services in curriculum, instruction and assessment, professional development, and specialize services to enhance student instruction and while ensuring a safe learning environment.  <b>Strategy's Expected Result/Impact:</b> Increase rigorous lessons and improved academic student outcomes.  <b>Staff Responsible for Monitoring:</b> DOA, Campus administrators, Bilingual/ESL Coordinator and Facilitator</p> <p><b>Results Driven Accountability - Equity Plan</b>  <b>Problem Statements:</b> Student Achievement 1, 2, 3  <b>Funding Sources:</b> 199 PIC 30 State Comp - 199 Local - \$95,000, Professional Learning Materials (Seidlitz) - 263 Title III_LEP - \$1,000, ESC-20 Language Conference - 199 PIC 25 Bilingual - \$3,300, AMET Conference - 212 Title I C Migrant - \$1,000, Instructional Materials - 263 Title III_LEP - \$2,000, QEP Professional books - 255 Title II, Part A - \$892, ESC 20 Language Conference - 263 Title III_LEP - \$3,400</p>	<b>Formative</b>			<b>Summative</b>
	<b>Nov</b>	<b>Jan</b>	<b>Mar</b>	<b>June</b>
				

Strategy 11 Details	Reviews			
<p><b>Strategy 11:</b> Provide T-PESS or T-TESS training for principals and assistant principals to help them in self-evaluation and improve providing teacher feedback.</p> <p><b>Strategy's Expected Result/Impact:</b> Engaged lessons by teachers</p> <p><b>Staff Responsible for Monitoring:</b> Executive Director of C&amp;I and campus principal</p> <p><b>Title I Schoolwide Elements:</b> 2.4</p> <p><b>Problem Statements:</b> District Culture and Climate 1 - Staff Quality, Recruitment, and Retention 2</p> <p><b>Funding Sources:</b> Region 20 - 255 Title II, Part A - \$700, Region 20 - 255 Title II, Part A - \$1,000</p>	<b>Formative</b>			<b>Summative</b>
	<b>Nov</b>	<b>Jan</b>	<b>Mar</b>	<b>June</b>
				
Strategy 12 Details	Reviews			
<p><b>Strategy 12:</b> Provide professional development opportunities to BIL/ESL department to keep up with required mandates and compliance.</p> <p><b>Strategy's Expected Result/Impact:</b> Meeting requirements with all programs</p> <p><b>Staff Responsible for Monitoring:</b> Bilingual/ESL Coordinator</p> <p><b>Problem Statements:</b> Student Achievement 1, 2, 3, 4 - Curriculum, Instruction, and Assessment 1, 2</p> <p><b>Funding Sources:</b> Region 20 - 199 PIC 25 Bilingual - \$50, TABE - 263 Title III_LEP - \$100</p>	<b>Formative</b>			<b>Summative</b>
	<b>Nov</b>	<b>Jan</b>	<b>Mar</b>	<b>June</b>
				
Strategy 13 Details	Reviews			
<p><b>Strategy 13:</b> Provide Bilingual/ESL stipends to teachers.</p> <p><b>Strategy's Expected Result/Impact:</b> Improve teacher retention</p> <p><b>Staff Responsible for Monitoring:</b> Campus administration, Bilingual/ESL department</p> <p><b>Funding Sources:</b> Stipends for Bilingual/ESL teachers - 199 PIC 25 Bilingual - \$100,000</p>	<b>Formative</b>			<b>Summative</b>
	<b>Nov</b>	<b>Jan</b>	<b>Mar</b>	<b>June</b>
				
Strategy 14 Details	Reviews			
<p><b>Strategy 14:</b> Provide professional development through Bilingual Symposium in areas of high needs for Bilingual/ESL teachers and general best practices for all classroom teachers to enhance instructional practices and increase student performance.</p> <p><b>Strategy's Expected Result/Impact:</b> Increased instructional efficacy and improved student outcomes</p> <p><b>Staff Responsible for Monitoring:</b> Bilingual/ESL Department</p> <p><b>Title I Schoolwide Elements:</b> 2.4, 2.5, 2.6</p> <p><b>Funding Sources:</b> Symposium Presenter(s) - 263 Title III_LEP - \$2,800</p>	<b>Formative</b>			<b>Summative</b>
	<b>Nov</b>	<b>Jan</b>	<b>Mar</b>	<b>June</b>
				
<div style="display: flex; justify-content: space-around; align-items: center;"> <span> No Progress</span> <span> Accomplished</span> <span> Continue/Modify</span> <span> Discontinue</span> </div>				

**Performance Objective 1 Problem Statements:**



### Demographics

**Problem Statement 1:** Student enrollment has declined the last several years. **Root Cause:** The lack of schools of K-12 choice for students.

### Student Achievement

**Problem Statement 1:** The percentage of students at meets on STAAR/EOC in Math is 18% below State average. **Root Cause:** Concrete instructional model not present leading to the lack of the development of conceptual understanding of math operations.

**Problem Statement 2:** The percentage of students at meets on STAAR/EOC in Reading is 16% below State average. **Root Cause:** Additional support is required in dissecting ELAR standards to understand student expectations and reading proficiencies in a Balanced Literacy Framework.

**Problem Statement 3:** The number of students that attend college/university, join the military or qualify for an industry certification is below the State average. **Root Cause:** Course sequences for College and Career Pathways need to be further established for coherence and rigorous content.

**Problem Statement 4:** The percentage of student receiving Advanced scores on STAAR/EOC testing is low. **Root Cause:** Scope and sequence of TEKS is not implemented throughout the district.

### District Culture and Climate

**Problem Statement 1:** Student leadership opportunities at the campus and district levels have been limited. **Root Cause:** Missed opportunities to provide students with a strong leadership program.

### Staff Quality, Recruitment, and Retention

**Problem Statement 2:** Aspiring leader pool is limited. **Root Cause:** Absence of a clear outlined professional development program for aspiring leaders.

### Curriculum, Instruction, and Assessment








**Problem Statement 1:** Reading scores indicate a significant number of students not reading on grade level. **Root Cause:** Lack of focus on an aligned K-12 literacy program.

**Problem Statement 2:** The delivery of high quality, differentiated instruction is inadequate. **Root Cause:** Professional development in research based best practices, differentiation, delivery and lesson planning is minimal.

**Goal 2:** SSAISD will recruit, develop, support, and retain effective teachers, principals, and other instructional staff.

**Performance Objective 2:** 100% of all teachers will meet state requirements for certification in area being taught.

**Evaluation Data Sources:** HR Audit Documents




Strategy 1 Details	Reviews			
<p><b>Strategy 1:</b> Elementary teachers will be trained on effective use of manipulatives for use during extended learning opportunities during math intervention periods.</p> <p><b>Strategy's Expected Result/Impact:</b> Improve standards-based lessons for increased student outcomes.</p> <p><b>Staff Responsible for Monitoring:</b> Principals, instructional coaches, Director of Teaching and Learning</p> <p><b>Title I Schoolwide Elements:</b> 2.4 - Results Driven Accountability</p>	<b>Formative</b>			<b>Summative</b>
	<b>Nov</b>	<b>Jan</b>	<b>Mar</b>	<b>June</b>
				
Strategy 2 Details	Reviews			
<p><b>Strategy 2:</b> Reimburse teachers for adding ESL supplemental to their teaching certificates.</p> <p><b>Strategy's Expected Result/Impact:</b> Differentiated instruction in ESL classrooms</p> <p><b>Staff Responsible for Monitoring:</b> Bilingual/ESL Coordinator</p> <p><b>Title I Schoolwide Elements:</b> 2.6</p> <p><b>Funding Sources:</b> Employees - 199 PIC 25 Bilingual - \$2,000, Employees - 199 PIC 25 Bilingual - \$2,000</p>	<b>Formative</b>			<b>Summative</b>
	<b>Nov</b>	<b>Jan</b>	<b>Mar</b>	<b>June</b>
				
Strategy 3 Details	Reviews			
<p><b>Strategy 3:</b> Provide test preparation for English teachers who will pursue an ESL certification.</p> <p><b>Strategy's Expected Result/Impact:</b> Enhanced instructional practices</p> <p><b>Staff Responsible for Monitoring:</b> Bilingual/ESL Coordinator</p> <p><b>Title I Schoolwide Elements:</b> 2.4 - Results Driven Accountability - Equity Plan</p> <p><b>Funding Sources:</b> - 199 PIC 25 Bilingual - \$10,000</p>	<b>Formative</b>			<b>Summative</b>
	<b>Nov</b>	<b>Jan</b>	<b>Mar</b>	<b>June</b>
				
<div style="display: flex; justify-content: space-around; align-items: center;"> <div style="text-align: center;">  No Progress         </div> <div style="text-align: center;">  Accomplished         </div> <div style="text-align: center;">  Continue/Modify         </div> <div style="text-align: center;">  Discontinue         </div> </div>				






**Goal 3:** SSAISD will implement program initiatives and activities that reflect a commitment to preparing 100% of students for post-secondary educational or career paths.






**Performance Objective 1:** 100% of all students will participate in a rigorous academic program that connects to their college and career aspirations and goals.








**HB3 Goal**

**Evaluation Data Sources:** Clearinghouse Document, AP test results, Dual Enrollment Data, CTE Certifications and Licensures

Strategy 1 Details	Reviews			
<p><b>Strategy 1:</b> Administer the SAT/PSAT/AP/PreAP to expand access to a globally recognized college admission test that's accepted at all U.S. colleges.</p> <p><b>Strategy's Expected Result/Impact:</b> Increase access to university and colleges</p> <p><b>Staff Responsible for Monitoring:</b> College &amp; Financial Aid Specialist</p> <p><b>Title I Schoolwide Elements:</b> 2.4</p> <p><b>Funding Sources:</b> - 199 PIC 31 HS Allotment - \$55,600, College Board Pre AP - 289 Title IV - \$18,000</p>	<b>Formative</b>			<b>Summative</b>
	<b>Nov</b>	<b>Jan</b>	<b>Mar</b>	<b>June</b>
				
Strategy 2 Details	Reviews			
<p><b>Strategy 2:</b> Administer ASVAB to determine qualification for military enlistment.</p> <p><b>Strategy's Expected Result/Impact:</b> Increase career paths</p> <p><b>Staff Responsible for Monitoring:</b> College &amp; Financial Aid Specialist</p> <p><b>Title I Schoolwide Elements:</b> 2.4</p>	<b>Formative</b>			<b>Summative</b>
	<b>Nov</b>	<b>Jan</b>	<b>Mar</b>	<b>June</b>
				
Strategy 3 Details	Reviews			
<p><b>Strategy 3:</b> Administer the TSI Assessments to measure college readiness in reading, writing, and math.</p> <p><b>Strategy's Expected Result/Impact:</b> Provide data to make instructional decisions</p> <p><b>Staff Responsible for Monitoring:</b> College &amp; Financial Aid Specialist, Guidance Counselors</p> <p><b>Title I Schoolwide Elements:</b> 2.4</p> <p><b>Funding Sources:</b> College board - TSI for High School - 199 PIC 31 HS Allotment, College Board - TSI for 8th grade students - 289 Title IV - \$3,675</p>	<b>Formative</b>			<b>Summative</b>
	<b>Nov</b>	<b>Jan</b>	<b>Mar</b>	<b>June</b>
				

Strategy 4 Details	Reviews			
<p><b>Strategy 4:</b> Provide access to courses at Palo Alto College and St. Philips College through the dual credit or the Early College Program.</p> <p><b>Strategy's Expected Result/Impact:</b> Increase attainment of dual credit courses.</p> <p><b>Staff Responsible for Monitoring:</b> Executive Director of Instructional Services, Early College Director, CTE Director</p> <p><b>Title I Schoolwide Elements:</b> 2.4</p> <p><b>Funding Sources:</b> - 199 PIC 31 HS Allotment - \$200,000</p>	<b>Formative</b>			<b>Summative</b>
	<b>Nov</b>	<b>Jan</b>	<b>Mar</b>	<b>June</b>
				
Strategy 5 Details	Reviews			
<p><b>Strategy 5:</b> Partner with local hospitals and universities to establish internships for Health Academy Students.</p> <p><b>Strategy's Expected Result/Impact:</b> Increase internships for high school students.</p> <p><b>Staff Responsible for Monitoring:</b> Director of Strategic Planning and Innovation, Valerie Menchaca-Martinez</p> <p><b>Title I Schoolwide Elements:</b> 2.5</p>	<b>Formative</b>			<b>Summative</b>
	<b>Nov</b>	<b>Jan</b>	<b>Mar</b>	<b>June</b>
				
Strategy 6 Details	Reviews			
<p><b>Strategy 6:</b> Partner with local business to establish internships for CTE students.</p> <p><b>Strategy's Expected Result/Impact:</b> Increase internships for high school students.</p> <p><b>Staff Responsible for Monitoring:</b> CTE coordinator, Director of Strategic Planning and Innovation</p> <p><b>Title I Schoolwide Elements:</b> 2.5</p>	<b>Formative</b>			<b>Summative</b>
	<b>Nov</b>	<b>Jan</b>	<b>Mar</b>	<b>June</b>
				
Strategy 7 Details	Reviews			
<p><b>Strategy 7:</b> Offer industry base certifications to students.</p> <p><b>Strategy's Expected Result/Impact:</b> Students graduating with industry based certifications.</p> <p><b>Staff Responsible for Monitoring:</b> CTE coordinator</p> <p><b>Title I Schoolwide Elements:</b> 2.5</p>	<b>Formative</b>			<b>Summative</b>
	<b>Nov</b>	<b>Jan</b>	<b>Mar</b>	<b>June</b>
				
Strategy 8 Details	Reviews			
<p><b>Strategy 8:</b> Sustain middle schools Choice Academies: Fine Arts, STEM, Health Science and Architecture, Construction and Design.</p> <p><b>Strategy's Expected Result/Impact:</b> Enter high school with a define career path.</p> <p><b>Staff Responsible for Monitoring:</b> Director of Strategic Planning and Innovation</p> <p><b>Title I Schoolwide Elements:</b> 2.5</p>	<b>Formative</b>			<b>Summative</b>
	<b>Nov</b>	<b>Jan</b>	<b>Mar</b>	<b>June</b>
				




Strategy 9 Details	Reviews			
<b>Strategy 9:</b> Provide resource/materials and professional learning for core-content integration to CTE programs. <b>Strategy's Expected Result/Impact:</b> Increase Industry Base Certifications <b>Staff Responsible for Monitoring:</b> CTE coordinator  <b>Title I Schoolwide Elements:</b> 2.5	<b>Formative</b>			<b>Summative</b>
	<b>Nov</b>	<b>Jan</b>	<b>Mar</b>	<b>June</b>
				
Strategy 10 Details	Reviews			
<b>Strategy 10:</b> Provide online instructional resources to mediate COVID. <b>Strategy's Expected Result/Impact:</b> Completion of CTE programs <b>Staff Responsible for Monitoring:</b> CTE coordinator  <b>Title I Schoolwide Elements:</b> 2.5	<b>Formative</b>			<b>Summative</b>
	<b>Nov</b>	<b>Jan</b>	<b>Mar</b>	<b>June</b>
				
Strategy 11 Details	Reviews			
<b>Strategy 11:</b> Students will attend TSI boot camps with an emphasis in reading, writing, and math. <b>Strategy's Expected Result/Impact:</b> TSI Scores <b>Staff Responsible for Monitoring:</b> District and Campus Staff  <b>Title I Schoolwide Elements:</b> 2.4	<b>Formative</b>			<b>Summative</b>
	<b>Nov</b>	<b>Jan</b>	<b>Mar</b>	<b>June</b>
				
Strategy 12 Details	Reviews			
<b>Strategy 12:</b> Advanced Academic Preparation materials and training will be aligned and embedded into AP courses. <b>Strategy's Expected Result/Impact:</b> Increased AP Scores <b>Staff Responsible for Monitoring:</b> AP Teachers  <b>Title I Schoolwide Elements:</b> 2.5 <b>Funding Sources:</b> Orange County of Superintendent Schools - 289 Title IV - \$1,200, William Marsch Rice University - 289 Title IV - \$600, University of Tennessee - 289 Title IV - \$525, NMSI- ap computer science - 289 Title IV - \$7,000	<b>Formative</b>			<b>Summative</b>
	<b>Nov</b>	<b>Jan</b>	<b>Mar</b>	<b>June</b>
				
Strategy 13 Details	Reviews			
<b>Strategy 13:</b> SAT Prep sessions will be held on Saturdays. <b>Strategy's Expected Result/Impact:</b> Increased SAT Scores <b>Staff Responsible for Monitoring:</b> District and Campus Instructional Teams  <b>Title I Schoolwide Elements:</b> 2.5	<b>Formative</b>			<b>Summative</b>
	<b>Nov</b>	<b>Jan</b>	<b>Mar</b>	<b>June</b>
				





Strategy 14 Details	Reviews			
<b>Strategy 14:</b> Shmoop will be utilized for TSI support for grades 9-12. <b>Strategy's Expected Result/Impact:</b> Increased TSI scores <b>Staff Responsible for Monitoring:</b> AP Teachers  <b>Title I Schoolwide Elements:</b> 2.5	<b>Formative</b>			<b>Summative</b>
	<b>Nov</b>	<b>Jan</b>	<b>Mar</b>	<b>June</b>
				
Strategy 15 Details	Reviews			
<b>Strategy 15:</b> Provide elementary schools Choice Academies: Global Leadership Academy, Exploratory Arts and Trilingual Academy, and Talented & Gifted Academy. <b>Strategy's Expected Result/Impact:</b> A rigorous learning environment, project-based learning and social emotional learning. <b>Staff Responsible for Monitoring:</b> Executive Director of Learning and Innovation  <b>Title I Schoolwide Elements:</b> 2.4, 2.5 <b>Funding Sources:</b> Various vendors - 199 Local - \$100,000	<b>Formative</b>			<b>Summative</b>
	<b>Nov</b>	<b>Jan</b>	<b>Mar</b>	<b>June</b>
				
Strategy 16 Details	Reviews			
<b>Strategy 16:</b> Provide students an opportunity to participate in STEAM camp <b>Strategy's Expected Result/Impact:</b> Introduce students to different areas in Science, Technology, Engineering, Arts and Math fields. <b>Staff Responsible for Monitoring:</b> Advance Academics  <b>Title I Schoolwide Elements:</b> 2.5 <b>Funding Sources:</b> NASCO - 289 Title IV - \$57.34, Burmax - 289 Title IV - \$1,070.64, ULine Inc. - 289 Title IV - \$895.94, Gateway - 263 Title III_LEP - \$94, Wards Natural Science - 289 Title IV - \$491.57, HEB - paella - 289 Title IV - \$200, STEAM camp - Amazon - 289 Title IV - \$1,359.78, Amazon - 289 Title IV - \$800.59, Lego Education (Bilingual Elementary Robotics) - 263 Title III_LEP - \$2,522, AutoZone - 289 Title IV - \$1,136.08	<b>Formative</b>			<b>Summative</b>
	<b>Nov</b>	<b>Jan</b>	<b>Mar</b>	<b>June</b>
				
<div style="display: flex; justify-content: space-around; align-items: center;"> <div style="text-align: center;"> No Progress</div> <div style="text-align: center;"> Accomplished</div> <div style="text-align: center;"> Continue/Modify</div> <div style="text-align: center;"> Discontinue</div> </div>				

**Goal 4:** SSAISD will ensure all students are provided a learning environment centered on their well-being that impacts their learning and success.

**Performance Objective 1:** Increase community partners by 5% to provide services (mental health, leadership opportunities, etc.) for our at-risk students to succeed in school.

**Evaluation Data Sources:** CARE Zone Activity Log

Strategy 1 Details	Reviews			
<p><b>Strategy 1:</b> Through a school-based coordinator, bring community resources into our schools to empower success for all students by removing barriers for vulnerable students at risk of dropping out, keeping kids in schools and on the path to graduation and leveraging evidence, relationships and local resources to drive results.</p> <p><b>Strategy's Expected Result/Impact:</b> Improve grades, attendance and behavior.</p> <p><b>Staff Responsible for Monitoring:</b> Executive-Director of C&amp;I</p> <p><b>Title I Schoolwide Elements:</b> 2.6</p> <p><b>Funding Sources:</b> Mental Health Behavioral specialist - 289 Title IV - \$65,000, CIS - 199 PIC 30 State Comp - 199-11-6299-00-xxx-030-000 - \$210,000, Girls Empowerment Network - 289 Title IV - \$7,000, Jewish Family Services - 289 Title IV - \$50,000, Amazon: Project SMART - 212 Title I C Migrant - \$615.35, Family Services - 289 Title IV - \$15,000, Amazon: Supplies for Care Zone - 289 Title IV - \$400, Family Services - 211 Title I, Part A - \$15,000</p>	Formative			Summative
	Nov	Jan	Mar	June
	 <p>35%</p>			
Strategy 2 Details	Reviews			
<p><b>Strategy 2:</b> Private Non-Profit (PNP) support for students using the ESSA and ESSER grants.</p> <p><b>Strategy's Expected Result/Impact:</b> Increased academic scores.</p> <p><b>Staff Responsible for Monitoring:</b> Director of Federal and State Programs</p> <p><b>Funding Sources:</b> Region 20 - 211 Title I, Part A - 35,000 - \$23,000, ESSER - 266 ESSER 1 - \$15,000</p>	Formative			Summative
	Nov	Jan	Mar	June
	 <p>50%</p>			
Strategy 3 Details	Reviews			
<p><b>Strategy 3:</b> Ensure students of all grade levels have the opportunity to enhance learning and real-life experiences through educational field trips experiences or mobile labs.</p> <p><b>Strategy's Expected Result/Impact:</b> Increase student outcomes</p> <p><b>Staff Responsible for Monitoring:</b> Director of Early Childhood Campus Principals</p> <p><b>Title I Schoolwide Elements:</b> 2.5</p> <p><b>Funding Sources:</b> Devine Acres/ Transportation - 205 Head Start - 205-E-11-XXXX-80-106-2-36-0-03 - \$612.80</p>	Formative			Summative
	Nov	Jan	Mar	June
	 <p>10%</p>			

Strategy 4 Details	Reviews			
<b>Strategy 4:</b> Provide leadership/mentoring opportunities to students. <b>Strategy's Expected Result/Impact:</b> Improved attendance and academic grades. <b>Staff Responsible for Monitoring:</b> VYP sponsors, campus administration and Director of Federal Programs  <b>Title I Schoolwide Elements:</b> 2.4 <b>Funding Sources:</b> IDRA - 211 Title I, Part A - \$10,000	<b>Formative</b>			<b>Summative</b>
	<b>Nov</b>	<b>Jan</b>	<b>Mar</b>	<b>June</b>
				
Strategy 5 Details	Reviews			
<b>Strategy 5:</b> Provide emotional, intellectual, and emotional needs through drum play. <b>Strategy's Expected Result/Impact:</b> Improved attendance <b>Staff Responsible for Monitoring:</b> Assistant Athletic Director and Director of Federal Programs  <b>Title I Schoolwide Elements:</b> 2.6 <b>Funding Sources:</b> DrumFit - 289 Title IV - \$16,660, DrumFit - 289 Title IV - \$1,924	<b>Formative</b>			<b>Summative</b>
	<b>Nov</b>	<b>Jan</b>	<b>Mar</b>	<b>June</b>
				
Strategy 6 Details	Reviews			
<b>Strategy 6:</b> Partnership with PreK4SA to service 3 and 4-year-old students. <b>Strategy's Expected Result/Impact:</b> An increase in the number of students reading on grade level by 3rd grade <b>Staff Responsible for Monitoring:</b> Director of Headstart/Prek  <b>Title I Schoolwide Elements:</b> 2.5 <b>Funding Sources:</b> PreK 4 SA - 199 Local - \$30,000	<b>Formative</b>			<b>Summative</b>
	<b>Nov</b>	<b>Jan</b>	<b>Mar</b>	<b>June</b>
				
Strategy 7 Details	Reviews			
<b>Strategy 7:</b> Provide a program that educates students against the use of alcohol, tobacco, and e-cigarettes. It should also prevent bullying/harassment, including teen dating/sexual violence. <b>Strategy's Expected Result/Impact:</b> Healthier and more focused students <b>Staff Responsible for Monitoring:</b> Director of Guidance and Counseling  <b>Title I Schoolwide Elements:</b> 2.6 <b>Funding Sources:</b> Vector Solutions, Safe Schools - 289 Title IV - \$2,550	<b>Formative</b>			<b>Summative</b>
	<b>Nov</b>	<b>Jan</b>	<b>Mar</b>	<b>June</b>
				
Strategy 8 Details	Reviews			
<b>Strategy 8:</b> Partnership with Family Service to service 3 and 4-year-olds through classroom observations, provide real-time coaching to ECE teachers, and in-home mental health supports to the children and their families. <b>Strategy's Expected Result/Impact:</b> Improved social skills and student outcomes	<b>Formative</b>			<b>Summative</b>
	<b>Nov</b>	<b>Jan</b>	<b>Mar</b>	<b>June</b>




**Staff Responsible for Monitoring:** Director of Early Childhood


**Title I Schoolwide Elements:** 2.6

**Funding Sources:** - 205 Head Start - \$30,546



 No Progress

 Accomplished









 Continue/Modify

 Discontinue

**Goal 4:** SSAISD will ensure all students are provided a learning environment centered on their well-being that impacts their learning and success.

**Performance Objective 2:** By July 2022, the number of incidents involving violence (to include dating violence), tobacco, alcohol and other drug use, will be reduced by 10%.






**Evaluation Data Sources:** Discipline Referrals





Strategy 1 Details	Reviews			
<b>Strategy 1:</b> Provide resources and/or training for school counselors to provide mental health support to students. <b>Strategy's Expected Result/Impact:</b> Improved attendance and grades. <b>Staff Responsible for Monitoring:</b> Coordinator of Health Services and Director of Counseling  <b>Title I Schoolwide Elements:</b> 2.6	Formative			Summative
	Nov	Jan	Mar	June
				
Strategy 2 Details	Reviews			
<b>Strategy 2:</b> Provide resources and /or training for school nurses and personnel to provide a healthy and safe school environment for students. <b>Strategy's Expected Result/Impact:</b> Improved attendance. <b>Staff Responsible for Monitoring:</b> Coordinator of Health Services and Executive Director of Student Services  <b>Title I Schoolwide Elements:</b> 2.6	Formative			Summative
	Nov	Jan	Mar	June
				
Strategy 3 Details	Reviews			
<b>Strategy 3:</b> Advertise and maintain the district bullying reporting website on campuses and campus/district websites. Anonymous Alert. <b>Staff Responsible for Monitoring:</b> SCTG Team (Coordinator, Behavior Specialist, Facilitators) Campus Principals  <b>Funding Sources:</b> - 289 School Climate - \$5,600	Formative			Summative
	Nov	Jan	Mar	June
				
Strategy 4 Details	Reviews			
<b>Strategy 4:</b> Provide digital platform to schools to prepare, respond and recover from emergency situations. <b>Strategy's Expected Result/Impact:</b> Efficient and effective exit plan in an emergency. <b>Staff Responsible for Monitoring:</b> Chief of police and campus administration  <b>Funding Sources:</b> Navigate Prepare 360 - 289 Title IV - \$20,787	Formative			Summative
	Nov	Jan	Mar	June
				
 No Progress  Accomplished  Continue/Modify  Discontinue				






**Goal 4:** SSAISD will ensure all students are provided a learning environment centered on their well-being that impacts their learning and success.

**Performance Objective 3:** Attendance will increase by 5% for the 2021-2022 school year by meeting the social-emotional and physical needs of our students.

**Evaluation Data Sources:** PEIMS

Strategy 1 Details	Reviews			
<p><b>Strategy 1:</b> Provide PPE supplies to nursing staff and PreK classrooms to be utilized in case of a COVID incident. Supplies will also be used to monitor and evaluate for COVID incidents.</p> <p><b>Strategy's Expected Result/Impact:</b> Improved attendance</p> <p><b>Staff Responsible for Monitoring:</b> Coordinator of Health Services</p> <p><b>Title I Schoolwide Elements:</b> 2.5</p> <p><b>Funding Sources:</b> Amazon: Prek - 199 PIC 36 Early Education - \$290, School Health - 289 Title IV - \$18,741.91, Medline Industries, Inc. - 289 Title IV - \$1,257.30</p>	<b>Formative</b>			<b>Summative</b>
	<b>Nov</b>	<b>Jan</b>	<b>Mar</b>	<b>June</b>
				
Strategy 2 Details	Reviews			
<p><b>Strategy 2:</b> Provide supplemental resources to PE coaches to create an environment that supports healthy students.</p> <p><b>Strategy's Expected Result/Impact:</b> Healthier students.</p> <p><b>Staff Responsible for Monitoring:</b> PE coaches</p> <p><b>Title I Schoolwide Elements:</b> 2.5</p> <p><b>Funding Sources:</b> Amazon - 289 Title IV - \$2,990, Guitar center - 289 Title IV - \$1,397, Toledo Physical Education Supply - 289 Title IV - \$218.50, Gopher Sports - 289 Title IV - \$4,145</p>	<b>Formative</b>			<b>Summative</b>
	<b>Nov</b>	<b>Jan</b>	<b>Mar</b>	<b>June</b>
				
Strategy 3 Details	Reviews			
<p><b>Strategy 3:</b> Support teachers/administrators in building well-rounded educational activities at their campuses.</p> <p><b>Strategy's Expected Result/Impact:</b> Well-rounded students</p> <p><b>Staff Responsible for Monitoring:</b> Director of Federal and State Programs and campus administration</p> <p><b>Title I Schoolwide Elements:</b> 2.5</p> <p><b>Funding Sources:</b> Amazon - 289 Title IV - \$800</p>	<b>Formative</b>			<b>Summative</b>
	<b>Nov</b>	<b>Jan</b>	<b>Mar</b>	<b>June</b>
				
Strategy 4 Details	Reviews			
<p><b>Strategy 4:</b> Provide Ballet Folklorico opportunities for students.</p> <p><b>Strategy's Expected Result/Impact:</b> Well-rounded education for students.</p> <p><b>Staff Responsible for Monitoring:</b> Director of Federal and State Programs and campus administration</p> <p><b>Title I Schoolwide Elements:</b> 2.6</p> <p><b>Funding Sources:</b> Mariachi Connection - 289 Title IV - \$600</p>	<b>Formative</b>			<b>Summative</b>
	<b>Nov</b>	<b>Jan</b>	<b>Mar</b>	<b>June</b>
				

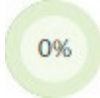



Strategy 5 Details	Reviews			
<b>Strategy 5:</b> Celebrate district Spelling Bee Winners <b>Strategy's Expected Result/Impact:</b> Opportunity to leverage and add value to home language for Spanish-dominant Bilingual/ESL and LOTE students; Well-rounded educational experience for students <b>Staff Responsible for Monitoring:</b> Bilingual/ESL Department  <b>Title I Schoolwide Elements:</b> 2.6 <b>Funding Sources:</b> Olympic Trophy - 199 PIC 25 Bilingual - \$35.91	<b>Formative</b>			<b>Summative</b>
	<b>Nov</b>	<b>Jan</b>	<b>Mar</b>	<b>June</b>
				
Strategy 6 Details	Reviews			
<b>Strategy 6:</b> Provide radios to campuses to communicate effectively with essential staff to secure campus in case of an emergency. <b>Strategy's Expected Result/Impact:</b> Effective communication <b>Staff Responsible for Monitoring:</b> Chief of Police, campus administration  <b>Title I Schoolwide Elements:</b> 2.5 <b>Funding Sources:</b> Bear Com - 429 School Safety and Security Grant - \$14,493	<b>Formative</b>			<b>Summative</b>
	<b>Nov</b>	<b>Jan</b>	<b>Mar</b>	<b>June</b>
				
Strategy 7 Details	Reviews			
<b>Strategy 7:</b> Support morning announcements for schools through audio visual classes. <b>Strategy's Expected Result/Impact:</b> Efficient in modern technology. <b>Staff Responsible for Monitoring:</b> Campus administrator, Director of Federal programs, elective teacher  <b>Title I Schoolwide Elements:</b> 2.5 <b>Funding Sources:</b> Intech Southwest - Kazen - 289 Title IV - \$2,000	<b>Formative</b>			<b>Summative</b>
	<b>Nov</b>	<b>Jan</b>	<b>Mar</b>	<b>June</b>
				
Strategy 8 Details	Reviews			
<b>Strategy 8:</b> Provide school supplies for all students to be ready for Day 1 instruction. <b>Strategy's Expected Result/Impact:</b> Increase attendance and a reduce failure rate. <b>Staff Responsible for Monitoring:</b> Campus staff  <b>Title I Schoolwide Elements:</b> 2.4 <b>Funding Sources:</b> National Educational Systems, Inc. - 211 Title I, Part A - \$51,000, National Educational Systems, Inc. - 199 PIC 31 HS Allotment - \$2,441.10, National Educational Systems, Inc. - 205 Head Start - \$4,449.60, National Educational Systems, Inc. - 199 Local - \$15,000	<b>Formative</b>			<b>Summative</b>
	<b>Nov</b>	<b>Jan</b>	<b>Mar</b>	<b>June</b>
				




Strategy 9 Details	Reviews			
<p><b>Strategy 9:</b> Promote reading engagement for Grades 4-5 BIL/ESL students through a reading competition with Spanish texts</p> <p><b>Strategy's Expected Result/Impact:</b> Increased student engagement and reading activity.</p> <p><b>Staff Responsible for Monitoring:</b> Bilingual/ESL Department</p> <p><b>Title I Schoolwide Elements:</b> 2.5, 2.6</p> <p><b>Funding Sources:</b> Amazon - 263 Title III_LEP - \$4,400, First Book - 263 Title III_LEP - \$540</p>	Formative			Summative
	Nov	Jan	Mar	June
				
<div style="display: flex; justify-content: space-around; align-items: center;"> <div style="text-align: center;">  No Progress         </div> <div style="text-align: center;">  Accomplished         </div> <div style="text-align: center;">  Continue/Modify         </div> <div style="text-align: center;">  Discontinue         </div> </div>				







**Goal 4:** SSAISD will ensure all students are provided a learning environment centered on their well-being that impacts their learning and success.

**Performance Objective 4:** Safety protocols and measures will be implemented district wide to ensure 100% of students are in safe environment conducive to learning.

**Evaluation Data Sources:** COVID test numbers, vaccine clinic logs, positive test percent

Strategy 1 Details	Reviews			
<p><b>Strategy 1:</b> Contract custodial service to ensure sanitation of all school's areas.  <b>Strategy's Expected Result/Impact:</b> increase % in student and staff attendance  <b>Staff Responsible for Monitoring:</b> campus administration                      district administration</p> <p><b>Problem Statements:</b> District Context and Organization 1  <b>Funding Sources:</b> Custodial Services - 282 ESSER III - \$200,000</p>	<b>Formative</b>			<b>Summative</b>
	<b>Nov</b>	<b>Jan</b>	<b>Mar</b>	<b>June</b>
				
Strategy 2 Details	Reviews			
<p><b>Strategy 2:</b> Desk shields will be provided to all students.  <b>Strategy's Expected Result/Impact:</b> increase student attendance  <b>Staff Responsible for Monitoring:</b> campus administration</p> <p><b>Problem Statements:</b> Demographics 1  <b>Funding Sources:</b> Desk Shields - 282 ESSER III - \$211,800</p>	<b>Formative</b>			<b>Summative</b>
	<b>Nov</b>	<b>Jan</b>	<b>Mar</b>	<b>June</b>
				
Strategy 3 Details	Reviews			
<p><b>Strategy 3:</b> Purchase custodial supplies that will focus on disinfection.  <b>Strategy's Expected Result/Impact:</b> increase student attendance  <b>Staff Responsible for Monitoring:</b> campus administration                      district administration</p> <p><b>Problem Statements:</b> Demographics 1  <b>Funding Sources:</b> Custodial Supplies - 282 ESSER III - \$50,000</p>	<b>Formative</b>			<b>Summative</b>
	<b>Nov</b>	<b>Jan</b>	<b>Mar</b>	<b>June</b>
				
Strategy 4 Details	Reviews			
<p><b>Strategy 4:</b> Retrofit water fountains with bottle water faucet to ensure low transmission of germs.  <b>Strategy's Expected Result/Impact:</b> increase student attendance  <b>Staff Responsible for Monitoring:</b> district administration</p> <p><b>Problem Statements:</b> Demographics 1  <b>Funding Sources:</b> Water Fountains - 282 ESSER III - \$306,723</p>	<b>Formative</b>			<b>Summative</b>
	<b>Nov</b>	<b>Jan</b>	<b>Mar</b>	<b>June</b>
				

Strategy 5 Details	Reviews			
<b>Strategy 5:</b> Ensure air quality in all school buildings. <b>Strategy's Expected Result/Impact:</b> increased student attendance <b>Staff Responsible for Monitoring:</b> district administration  <b>Problem Statements:</b> Demographics 1 <b>Funding Sources:</b> HVAC - 282 ESSER III - \$1,781,058	<b>Formative</b>			<b>Summative</b>
	<b>Nov</b>	<b>Jan</b>	<b>Mar</b>	<b>June</b>
Strategy 6 Details	Reviews			
<b>Strategy 6:</b> Ensure buses are equipped with air filtration system. <b>Strategy's Expected Result/Impact:</b> increase student attendance <b>Staff Responsible for Monitoring:</b> district administration  <b>Problem Statements:</b> Demographics 1 <b>Funding Sources:</b> Air Purifiers - 282 ESSER III - \$40,275	<b>Formative</b>			<b>Summative</b>
	<b>Nov</b>	<b>Jan</b>	<b>Mar</b>	<b>June</b>
				
Strategy 7 Details	Reviews			
<b>Strategy 7:</b> Face shields and sanitizer will be purchased to ensure student safety. <b>Strategy's Expected Result/Impact:</b> increased student attendance <b>Staff Responsible for Monitoring:</b> campus administration district administration  <b>Problem Statements:</b> Demographics 1 <b>Funding Sources:</b> PPE Items - 282 ESSER III - \$5,000	<b>Formative</b>			<b>Summative</b>
	<b>Nov</b>	<b>Jan</b>	<b>Mar</b>	<b>June</b>
				
Strategy 8 Details	Reviews			
<b>Strategy 8:</b> Purchase of two buses to ensure social distancing. <b>Strategy's Expected Result/Impact:</b> increased student attendance <b>Staff Responsible for Monitoring:</b> district administration  <b>Problem Statements:</b> Demographics 1 <b>Funding Sources:</b> Buses - 282 ESSER III - \$206,632	<b>Formative</b>			<b>Summative</b>
	<b>Nov</b>	<b>Jan</b>	<b>Mar</b>	<b>June</b>
				

Strategy 9 Details	Reviews			
<b>Strategy 9:</b> SSAISD virtual academy will provide at home learning opportunities for students. <b>Strategy's Expected Result/Impact:</b> increased student attendance increase TEKS acquisition <b>Staff Responsible for Monitoring:</b> district and campus administration, instructional technology team virtual teachers  <b>Problem Statements:</b> Demographics 1 - Student Achievement 1, 2, 4 <b>Funding Sources:</b> Virtual Learning Program - 282 ESSER III - \$500,000	<b>Formative</b>			<b>Summative</b>
	<b>Nov</b>	<b>Jan</b>	<b>Mar</b>	<b>June</b>
				
Strategy 10 Details	Reviews			
<b>Strategy 10:</b> Purchase student technology hardware to support student learning. <b>Strategy's Expected Result/Impact:</b> increased student TEKS acquisition <b>Staff Responsible for Monitoring:</b> district and campus administration  <b>Title I Schoolwide Elements:</b> 2.4, 2.5 <b>Problem Statements:</b> Student Achievement 1, 2, 4 - Technology 1 <b>Funding Sources:</b> Technology Hardware - 282 ESSER III - \$1,056,740	<b>Formative</b>			<b>Summative</b>
	<b>Nov</b>	<b>Jan</b>	<b>Mar</b>	<b>June</b>
				
 No Progress  Accomplished  Continue/Modify  Discontinue				

**Performance Objective 4 Problem Statements:**



Demographics
<b>Problem Statement 1:</b> Student enrollment has declined the last several years. <b>Root Cause:</b> The lack of schools of K-12 choice for students.
Student Achievement
<b>Problem Statement 1:</b> The percentage of students at meets on STAAR/EOC in Math is 18% below State average. <b>Root Cause:</b> Concrete instructional model not present leading to the lack of the development of conceptual understanding of math operations.
<b>Problem Statement 2:</b> The percentage of students at meets on STAAR/EOC in Reading is 16% below State average. <b>Root Cause:</b> Additional support is required in dissecting ELAR standards to understand student expectations and reading proficiencies in a Balanced Literacy Framework.
<b>Problem Statement 4:</b> The percentage of student receiving Advanced scores on STAAR/EOC testing is low. <b>Root Cause:</b> Scope and sequence of TEKS is not implemented throughout the district.
District Context and Organization
<b>Problem Statement 1:</b> Outlined procedures and systems are not implemented uniformly. <b>Root Cause:</b> The lack of systemic implementation is attributed to the absence of monitoring, and evaluation of procedures/processes.
Technology
<b>Problem Statement 1:</b> Integration and usage of technology into classroom instruction needs to be strengthened. <b>Root Cause:</b> Providing professional development for teachers in technology is limited.










**Goal 5:** SSAISD will collaborate with parents and community to ensure all students receive a gold standard education.

**Performance Objective 1:** By May 2022, 90% of all students' parents/guardians/families will participate in at least one school or district sponsored academic activity or event.

**Evaluation Data Sources:** Agendas and Sign In Sheets, Virtual Attendance Logs

Strategy 1 Details	Reviews			
<p><b>Strategy 1:</b> Utilize Black Board to increase parental engagement y announcing Academic nights, campus activities, parent involvement and family engagement functions.</p> <p><b>Strategy's Expected Result/Impact:</b> Increase parental engagement and attendance at district and campus events</p> <p><b>Staff Responsible for Monitoring:</b> Technology Director and campus administration</p> <p><b>Title I Schoolwide Elements:</b> 3.1</p>	<b>Formative</b>			<b>Summative</b>
	<b>Nov</b>	<b>Jan</b>	<b>Mar</b>	<b>June</b>
				
Strategy 2 Details	Reviews			
<p><b>Strategy 2:</b> Implement a district theme and hashtag in all marketing platforms: Facebook, Twitter, Instagram, etc.</p> <p><b>Strategy's Expected Result/Impact:</b> Increase parental engagement and attendance at district and campus events.</p> <p><b>Staff Responsible for Monitoring:</b> District and campus leaders</p> <p><b>Title I Schoolwide Elements:</b> 3.1</p>	<b>Formative</b>			<b>Summative</b>
	<b>Nov</b>	<b>Jan</b>	<b>Mar</b>	<b>June</b>
				
Strategy 3 Details	Reviews			
<p><b>Strategy 3:</b> All documentation provided to PK/HS parents/guardians will be in languages that are appropriate for our community.</p> <p><b>Strategy's Expected Result/Impact:</b> Improved communication with parents.</p> <p><b>Staff Responsible for Monitoring:</b> Director of Early Childhood</p> <p><b>Funding Sources:</b> Lingualinx - 205 Head Start - \$2,500, Lingualinx - 205 Head Start - 205-E-21-6299-80-816-1-36-0-02 - \$452.19, Lingualinx - 205 Head Start - 205-E-21-6299-80-816-1-36-0-02 - \$404.88</p>	<b>Formative</b>			<b>Summative</b>
	<b>Nov</b>	<b>Jan</b>	<b>Mar</b>	<b>June</b>
Strategy 4 Details	Reviews			
<p><b>Strategy 4:</b> Provide updated community assessment for Head Start to identify strengths and needs for the program.</p> <p><b>Strategy's Expected Result/Impact:</b> 100% compliance of Head Start funds</p> <p><b>Staff Responsible for Monitoring:</b> Director of Early Childhood</p> <p><b>Title I Schoolwide Elements:</b> 2.4</p> <p><b>Funding Sources:</b> The University of San Antonio - 205 Head Start - 205-E-21-6299-80-816-1-36-0-02 - \$4,791</p>	<b>Formative</b>			<b>Summative</b>
	<b>Nov</b>	<b>Jan</b>	<b>Mar</b>	<b>June</b>





Strategy 5 Details	Reviews			
<p><b>Strategy 5:</b> Increase family and community engagement programs - -Literacy event, Community Night, Policy Council, Father-Daughter Dance, Mother-Son Dance, Fatherhood Initiative, Cafecitos, Parent information meetings, Campus Rep Meeting, Parenting Class, Baby Paws and similar events.</p> <p><b>Strategy's Expected Result/Impact:</b> Increase parent involvement at campus and district level.</p> <p><b>Staff Responsible for Monitoring:</b> Director of Early Childhood, Bilingual Coordinator, Migrant Specialist</p> <p><b>Title I Schoolwide Elements:</b> 3.2</p> <p><b>Funding Sources:</b> Oriental Trading - 205 Head Start - 205-E-61-6399-80-105-2-36-0-03 - \$415.81, Amazon - 205 Head Start - 205-E-61-6499-80-XXX-1-36-0-02 - \$79.95, Oriental Trading - 205 Head Start - 205-E-61-6399-80-106-2-36-0-03 - \$980.41, Walmart - 212 Title I C Migrant - \$100, Family Service Association of San Antonio - 205 Head Start - 205-E-61-6299-80-816-2-36-0-03 - \$984.03, Oriental Trading - 205 Head Start - 205-E-61-6399-80-113-2-36-0-03 - \$794.56, Oriental Trading - 205 Head Start - 205-E-61-6399-80-115-2-36-0-03 - \$485.02, Wells Fargo- Sam's - 205 Head Start - 205-E-61-6499-80-xxx-2-36-0-03 - \$1,092.90, Oriental Trading - 205 Head Start - 205-E-61-6399-80-110-2-36-0-03 - \$747.99, Wells Fargo - 205 Head Start - 205-E-61-6499-80-XXX-1-36-0-02 - \$272.48, HEB - 205 Head Start - 205-E-61-6499-80-XXX-1-36-0-02 - \$215.67, Parent Meriendas - 263 Title III_LEP - \$250, Office Depot - 205 Head Start - 205-E-21-6399-80-816-2-36-0-03 - \$409.18, Oriental Trading - 205 Head Start - 205-E-61-6399-80-107-2-36-0-03 - \$466.77, Sam's Club - 212 Title I C Migrant - \$100, Sam's Club - 211 Title I, Part A - \$500, Oriental Trading - 205 Head Start - 205-E -61-61-6399-80-104-2-36-03 - \$904.16, Oriental Trading - 205 Head Start - 205-E-61-6399-80-109-2-36-0-03 - \$447.60, Lakeshore - 205 Head Start - 205-E-61-6399-80-105-2-36-0-03 - \$79.10, Lakeshore - 205 Head Start - 205-E-61-6399-80-112-2-36-0-03 - \$35.12, Oriental Trading - 205 Head Start - 205-E-61-6399-80-112-2-36-0-03 - \$361.10, Oriental Trading - 205 Head Start - 205-E-61-6399-80-108-2-36-0-03 - \$948.54</p>	Formative			Summative
	Nov	Jan	Mar	June
				
Strategy 6 Details	Reviews			
<p><b>Strategy 6:</b> Conduct satisfaction surveys to community members for feedback on services provided.</p> <p><b>Strategy's Expected Result/Impact:</b> Enhance district program &amp; services</p> <p><b>Staff Responsible for Monitoring:</b> Campus administration</p> <p><b>Title I Schoolwide Elements:</b> 2.4</p> <p><b>Funding Sources:</b> Amazon - 205 Head Start - 205-E-61-6499-80-XXX-1-36-0-02 - \$79.95, HEB Grocery - 205 Head Start - 205-E-61-6499-80-XXX-1-36-0-02 - \$215.67, Wells Fargo - 205 Head Start - 205-E-61-6499-80-XXX-1-36-0-02 - \$272.48</p>	Formative			Summative
	Nov	Jan	Mar	June
				






Strategy 7 Details	Reviews			
<p><b>Strategy 7:</b> Provide mileage for employees for parent home visits, recruitment, buying supplies for parent meetings, etc. Also, improve district enrollment.</p> <p><b>Strategy's Expected Result/Impact:</b> Improved parent participation in meetings and in their child's education.</p> <p><b>Staff Responsible for Monitoring:</b> Director of Early Childhood</p> <p><b>Title I Schoolwide Elements:</b> 3.2</p> <p><b>Funding Sources:</b> Mileage for employees - 205 Head Start - \$5,000, Mileage - Yesenia - 205 Head Start - 205-E-21-6411-80-816-2-36-7-03 - \$59.92, Mileage - Yesenia - 205 Head Start - 205-E-21-6411-80-816-2-36-7-03 - \$56.56, Mileage - Yesenia - 205 Head Start - 205-E-21-6411-80-816-2-36-703 - \$31.36, Mileage - Yesenia - 205 Head Start - 205-E-21-6411-80-816-2-36-0-03 - \$68.32</p>	Formative			Summative
	Nov	Jan	Mar	June
				
<div style="display: flex; justify-content: space-around; align-items: center;"> <div style="text-align: center;">  No Progress         </div> <div style="text-align: center;">  Accomplished         </div> <div style="text-align: center;">  Continue/Modify         </div> <div style="text-align: center;">  Discontinue         </div> </div>				

**Goal 6:** SSAISD will provide supplemental support and resources to low performing campuses.

**Performance Objective 1:** Designated targeted assistance and comprehensive assistance schools will increase 20% in the area of school progress.

**Evaluation Data Sources:** TAPR, Universal Screener Data, Benchmarks

Strategy 1 Details	Reviews			
<p><b>Strategy 1:</b> Master schedule will include math intervention period.  <b>Strategy's Expected Result/Impact:</b> Improve standards based lessons for increased student outcomes  <b>Staff Responsible for Monitoring:</b> Principal and Instructional Coaches</p> <p><b>Title I Schoolwide Elements:</b> 2.4, 2.6  <b>Funding Sources:</b> - 199 Local</p>	Formative			Summative
	Nov	Jan	Mar	June
				
Strategy 2 Details	Reviews			
<p><b>Strategy 2:</b> Hire college students as tutors to provide face to face and virtual support for special education students in reading and math.  <b>Strategy's Expected Result/Impact:</b> Improved reading and math skills.  <b>Staff Responsible for Monitoring:</b> Principals, Instructional Coaches, Teachers</p> <p><b>Title I Schoolwide Elements:</b> 2.4 - Results Driven Accountability  <b>Funding Sources:</b> Tutors - 211 Comprehensive Support - \$20,000</p>	Formative			Summative
	Nov	Jan	Mar	June
				
Strategy 3 Details	Reviews			
<p><b>Strategy 3:</b> Implement online screener and interventions, iStation, to engage students during reading interventions.  <b>Strategy's Expected Result/Impact:</b> Increase reading proficiency in MS students  <b>Staff Responsible for Monitoring:</b> Principals, Instructional Coaches, ELAR Teachers</p> <p><b>Results Driven Accountability</b>  <b>Funding Sources:</b> Web-based platform-Istation - 211 Comprehensive Support - \$14,400</p>	Formative			Summative
	Nov	Jan	Mar	June
				
Strategy 4 Details	Reviews			
<p><b>Strategy 4:</b> Hire part-time, certified, retired teachers to provide supplemental support in reading and math during the school day.  <b>Strategy's Expected Result/Impact:</b> Increase student outcomes in reading and math  <b>Staff Responsible for Monitoring:</b> Principals, Instructional Coaches, Teachers</p> <p><b>Title I Schoolwide Elements:</b> 2.4  <b>Funding Sources:</b> Part-time teachers - 211 Comprehensive Support - \$12,000</p>	Formative			Summative
	Nov	Jan	Mar	June
				

Strategy 5 Details	Reviews			
<p><b>Strategy 5:</b> Purchase additional hotspots to conduct Saturday virtual school for at-risk students.</p> <p><b>Strategy's Expected Result/Impact:</b> Increase student outcomes in reading and math.</p> <p><b>Staff Responsible for Monitoring:</b> Principals, Instructional Coaches, Teachers</p> <p><b>Title I Schoolwide Elements:</b> 2.4 - Results Driven Accountability</p> <p><b>Funding Sources:</b> Cellular Hot Spots - 211 Comprehensive Support - \$10,000</p>	Formative			Summative
	Nov	Jan	Mar	June
				
<p style="text-align: center;">  No Progress                 Accomplished                 Continue/Modify                 Discontinue         </p>				