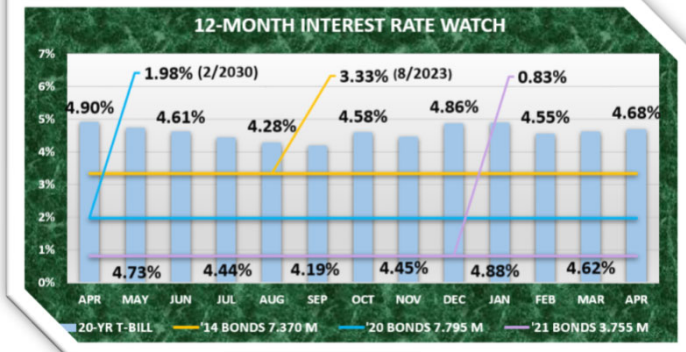
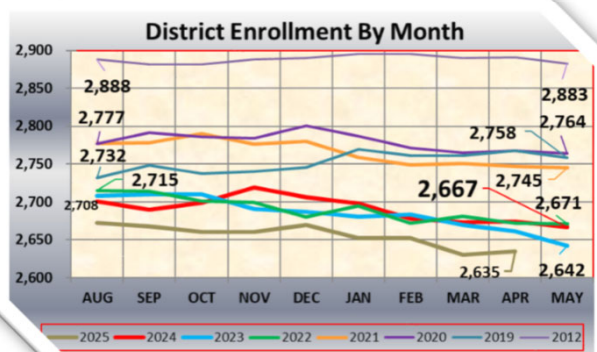
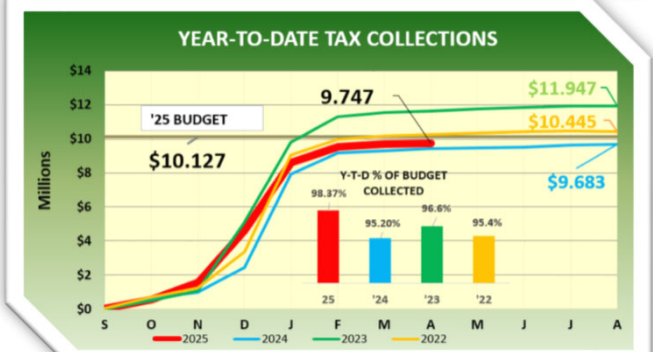
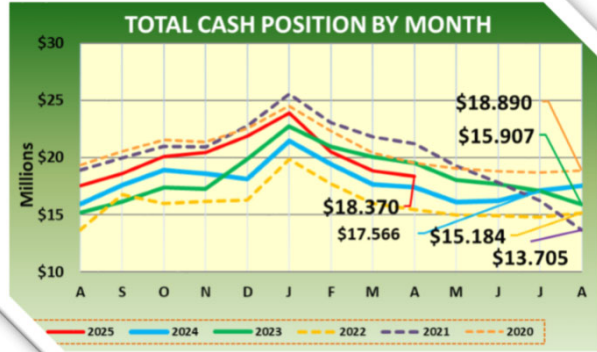
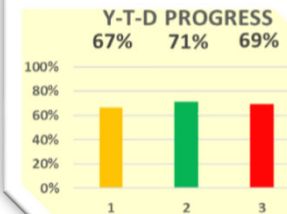


**FY25 STATE AID EARNED**  
As of April 23, 2025  
**STATE EARNED**  
**\$19,506,521**  
**COMPARED TO BUDGET**  
**\$18.920.000**

# GATESVILLE ISD

## VITAL SIGNS

April 30, 2025



### ENROLLMENT BY GRADE (April 30)

	EE	PK	KD	1	2	3	4	5	6	7	8	9	10	11	12
2020	18	46	213	190	204	212	208	218	201	233	197	240	206	194	188
2021	14	65	212	211	181	195	211	214	209	202	220	204	229	197	183
2022	19	75	178	219	203	194	186	210	203	206	203	229	172	196	179
2023	21	89	187	188	213	205	184	193	211	211	200	206	204	164	185
2024	32	83	193	215	205	202	212	186	202	203	203	202	180	202	154
2025	37	82	179	192	206	206	196	210	183	193	201	193	188	172	197

ENROLLMENT CHANGE FROM LAST MONTH: +5												ENROLLMENT CHANGE FROM LAST YEAR: -39																	
EE	PK	KD	1	2	3	4	5	6	7	8	9	10	11	12	EE	PK	KD	1	2	3	4	5	6	7	8	9	10	11	12
2	0	1	-1	-1	0	-3	5	0	1	1	-2	1	0	1	5	-1	-14	-23	1	4	-16	24	-19	-10	-2	-9	8	-30	43
PRI: +3			ELE: -2			INT:+2			JH: +2			HS: 0			PRI: -10			ELE: -18			INT: -11			JH: -12			HS: +12		

### 2024-2025 ATTENDANCE BY GRADE LEVEL (AUG 8 - APR 30)

GRADE:	EE	PK	K	1	2	3	4	5	6	7	8	9	10	11	12	GISD
APR	90.45%	94.39%	94.56%	95.20%	96.09%	95.27%	96.25%	95.96%	95.54%	94.71%	95.68%	92.61%	93.09%	92.69%	90.82%	94.50%
+/- MAR	93.28% (+2.37%)			95.52% (+0.43%)			95.93% (+1.05%)			95.20% (-0.30%)			92.28% (-0.13%)			(+0.35%)
CAMPUS	PRIMARY			ELEMENTARY			INTERMEDIATE			JUNIOR HIGH			HIGH SCHOOL			GISD
Y-T-D	89.60%	93.17%	94.31%	95.06%	95.95%	95.21%	95.31%	94.78%	94.97%	94.77%	94.07%	92.11%	93.23%	92.71%	92.16%	94.17%
+/- '25	93.68% (+0.50%)			95.42% (+0.46%)			95.02% (+0.14%)			94.42% (+0.52%)			92.54% (-0.62%)			(+0.09%)
CAMPUS	PRIMARY			ELEMENTARY			INTERMEDIATE			JUNIOR HIGH			HIGH SCHOOL			GISD