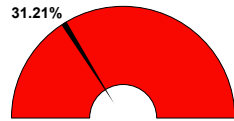


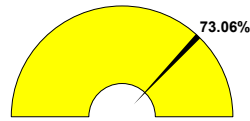
# General Fund | Revenue Dashboard

For the Period Ending April 30, 2020

**Projected Year End Fund Balance as % of Budgeted Revenues**

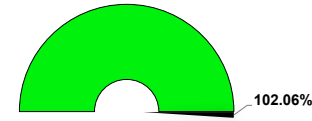


**Actual YTD Revenues**



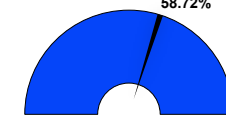
Projected YTD Revenues  
87.74%

**Actual YTD Local Sources**



Projected YTD Local Sources  
97.31%

**Actual YTD State Sources**



Projected YTD State Sources  
83.01%

**Top 10 Sources of Revenue Year-to-Date**

Foundation Entitlements	\$1,947,030
Taxes-Current Year Levy	\$1,738,666
Trs/Trs Care On-Behalf Payment	\$202,745
Taxes, Prior Years	\$81,542
Per Capita Apportionment	\$64,008
Athletic Activity	\$27,978
Rent	\$20,750
Earnings Temp Deposits/Invest	\$20,606
Penalties-Interest-Oth Tax Rev	\$13,914
Sp Ed Funds	\$7,092
<b>Percent of Total Revenues YTD</b>	<b>99.85%</b>

