



*Wharton County  
Junior College*



# *Monthly Financial Reports*

*May 2026*



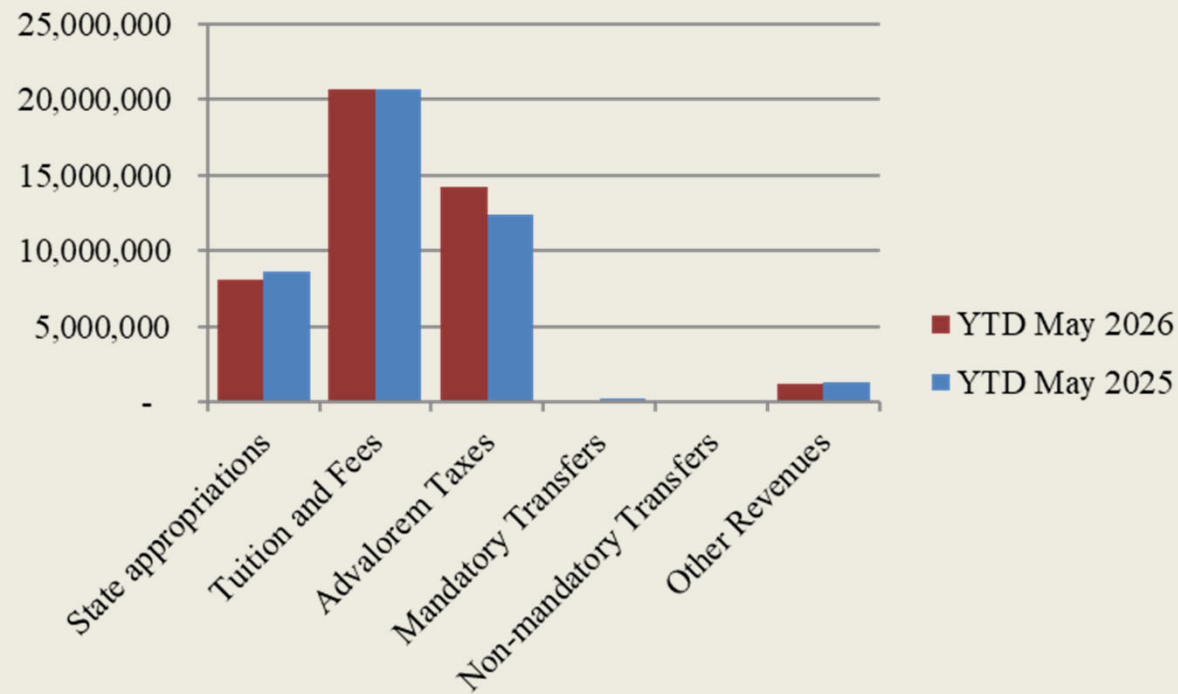
# Revenue & Expenditure Summary

	FISCAL 2026				FISCAL 2025			% OF PRIOR YR ACTUAL
	Current Month	Y-T-D ACTUAL	Budget	% of Budget	Y-T-D ACTUAL	Budget	% of Budget	
<b>Fund 1000</b>								
<b>Revenues:</b>								
State appropriations	\$ -	\$ 8,158,640	\$ 9,305,255	87.68%	\$ 8,596,615	\$ 9,305,255	92.38%	95%
Tuition and Fees	1,055,407	20,697,648	22,563,749	91.73%	20,710,684	22,663,825	91.38%	100%
Advalorem Taxes	113,822	14,267,973	14,174,976	100.66%	12,412,759	12,147,842	102.18%	115%
Mandatory Transfers	-	192,203	422,369	45.51%	197,327	1,201,254	16.43%	97%
Non-mandatory Transfers	-	-	3,159,069	0.00%	-	3,398,866	0.00%	0%
Other Revenues	159,058	1,166,644	713,207	163.58%	1,363,026	704,550	193.46%	86%
<b>Total Revenues</b>	<b>1,328,288</b>	<b>44,483,109</b>	<b>50,338,625</b>	<b>88.37%</b>	<b>43,280,410</b>	<b>49,421,592</b>	<b>87.57%</b>	<b>103%</b>
<b>Expenditures:</b>								
Salaries	2,025,225	17,012,701	25,463,366	66.81%	16,350,494	24,089,993	67.87%	104%
Employee Benefits	489,641	4,011,519	6,324,533	63.43%	3,622,165	6,243,456	58.02%	111%
Capital Expenditures	293,841	668,321	2,899,831	23.05%	1,627,924	4,558,973	35.71%	41%
Mandatory Transfers	-	-	-	-	-	-	#DIV/0!	0%
Non-mandatory Transfers	-	-	-	-	-	-	-	0%
Other Expenditures	887,109	9,160,346	15,650,895	58.53%	9,288,432	14,529,170	63.93%	99%
<b>Total expenditures</b>	<b>3,695,817</b>	<b>30,852,886</b>	<b>50,338,625</b>	<b>61.29%</b>	<b>30,889,015</b>	<b>49,421,592</b>	<b>62.50%</b>	<b>100%</b>
<b>Net increase/ (decrease) in net assets</b>	<b>\$ (2,367,529)</b>	<b>\$ 13,630,223</b>			<b>\$ 12,391,395</b>			
<b>Less Outstanding encumbrances</b>		<b>(3,624,280)</b>			<b>(3,552,174)</b>			
<b>Net increase less encumbrances</b>		<b>\$ 10,005,943</b>			<b>\$ 8,839,221</b>			

\* Note: Net student receivables in the amount of \$4,073,494.08 are currently outstanding. Tuition and fees are subject to collection in future periods.

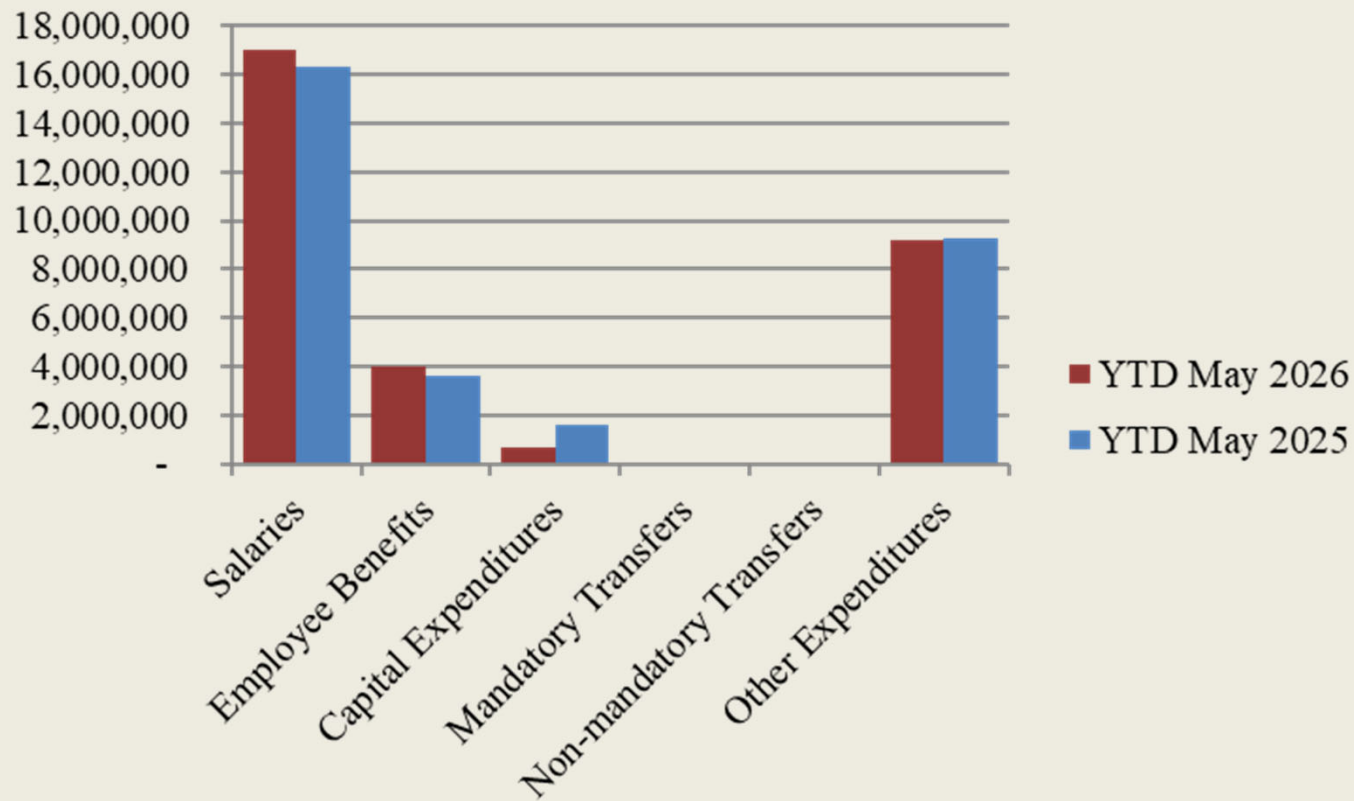


## Year to Date Revenues



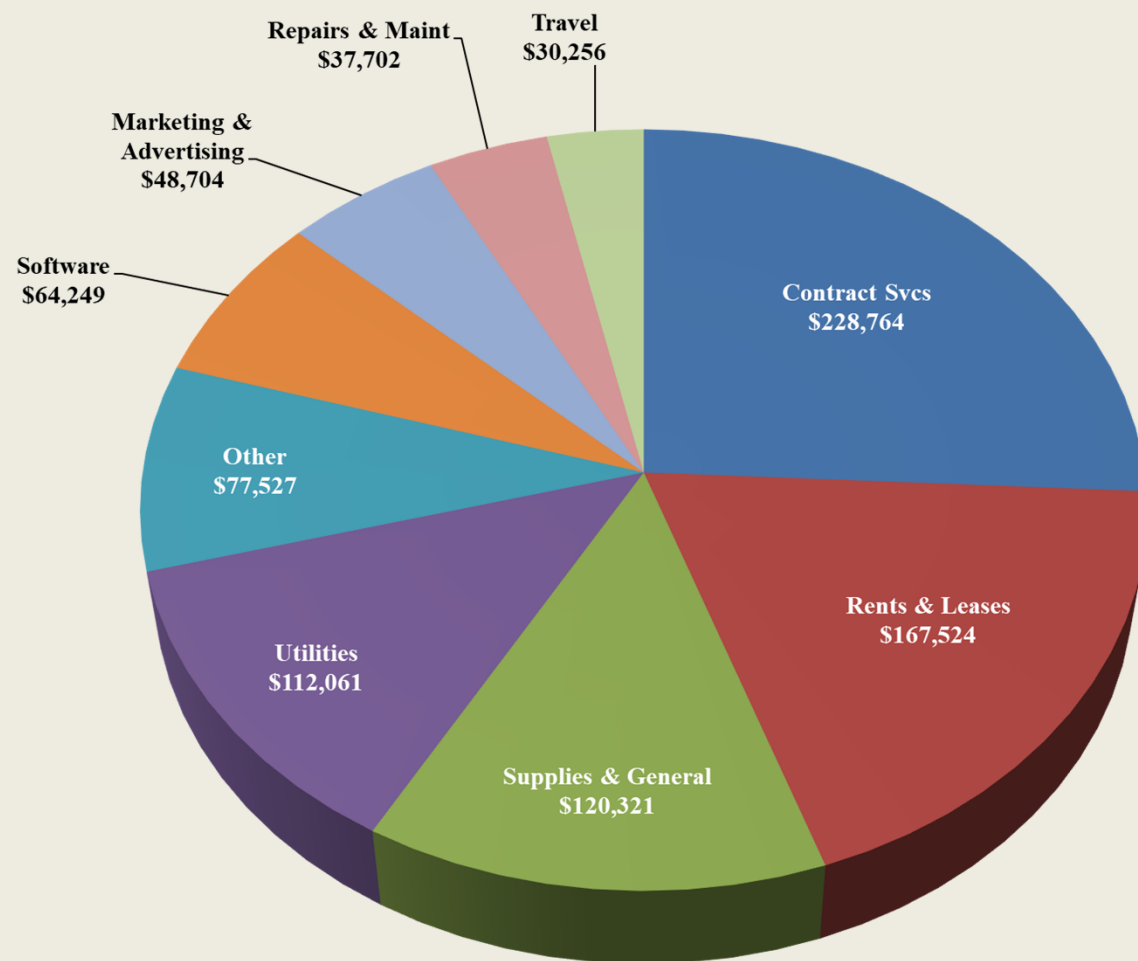


## ***Year to Date Expenses***





## *Other Expenses for May*



- Contract Services includes 3 months of janitorial services for Richmond & Bay City Campuses

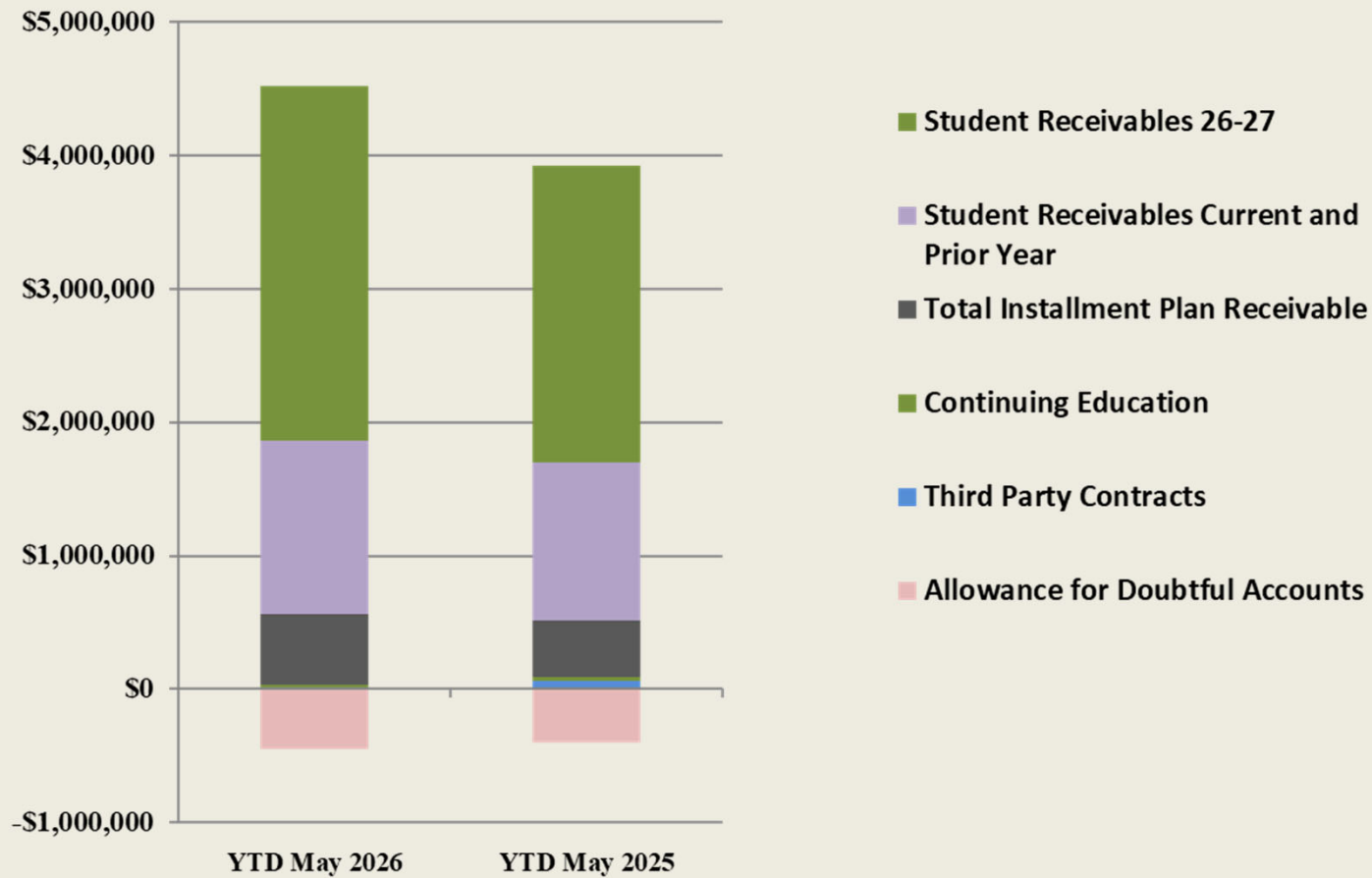


## ***Analysis of Student Receivable Outstanding As of May 31, 2026***

	2026	2025
Student Receivables Current and Prior Yr.	\$ 1,304,502.75	\$ 1,180,008.95
Student Receivables 25-26	\$ 2,657,432.08	\$ 2,229,453.35
Installment Plan Receivable Due Fall Semester	\$ 110,596.59	\$ 80,207.48
Installment Plan Receivable Due Spring Semester	122,715.08	82,570.21
Installment Plan Receivable Summer I & II	198,851.77	168,225.54
Installment Plan Receivable Prior Years	99,858.03	99,895.27
Total Installment Plan Receivable	<u>\$ 532,021.47</u>	<u>\$ 430,898.50</u>
Third Party Contracts Receivable	\$ 12,378.70	\$ 59,616.54
Continuing Education Receivable	16,700.56	28,104.00
Allowance for Doubtful Accounts	(449,541.48)	(401,852.68)
Net Accounts Receivable	<u>\$ 4,073,494.08</u>	<u>\$ 3,526,228.66</u>



## AR by Category



# *COMBINED BALANCE SHEET*

*(Funds included: GOVERNMENTAL FUND TYPES)*

Wharton County Junior College  
 Combined Balance Sheet--All Fund Types and Account Groups  
 31-MAY-2026  
 (With comparative totals for 31-MAY-2025 )  
 (amounts expressed in dollars)

Governmental Fund Types

	Current Unrestricted	Restricted Funds	Auxiliary Enterprise	Current Year 2026	Prior Year 2025
<b>ASSETS and OTHER DEBITS:</b>					
<b>ASSETS:</b>					
Cash	2,402,652	249,436	59,530	2,711,618	2,682,438
Cash Investments	32,238,190	1,628,485	722,620	34,589,295	31,488,420
Accounts Receivable	4,222,584	5,681	28,671	4,256,936	3,675,509
Taxes Receivable	641,709	--	--	641,709	641,709
Local, St & Fed Agency Receivable	--	505,065	--	505,065	1,040,495
Deposits	--	--	--	--	--
Due From Other Funds	163	10,754	--	10,917	942,126
Prepaid Expense	--	--	--	--	2,301
Property, Plant & Equipment	--	--	--	--	--
Deferred Outflows	6,616,062	--	--	6,616,062	8,084,296
<b>TOTAL ASSETS AND OTHER DEBITS:</b>	<b>46,121,360</b>	<b>2,399,420</b>	<b>810,821</b>	<b>49,331,601</b>	<b>48,557,294</b>
<b>Liabilities, equity and other credits</b>					
<b>LIABILITIES:</b>					
Accounts Payable	446,391	10,847	4,800	462,038	362,680
Employee Benefits Payable	290,939	--	615	291,554	112,104
Payroll Taxes Payable	181	--	--	181	-5,187
Accrued Liabilities	--	--	--	--	--
Deferred Revenue	3,601,636	739,024	--	4,340,661	4,112,831
Long Term Debt	--	--	--	--	--
Net Pension Liability	8,366,637	--	--	8,366,637	9,751,478
Net OPEB Liability	26,537,906	--	--	26,537,906	26,537,906
Lease/SBITA Liab - Long Term	--	--	--	--	--
Deposits Payable	12,128	--	69,117	81,245	73,795
Due To Other Funds	10,754	--	163	10,917	2,079,396
Scholarships-Designated Donations	--	26,879	--	26,879	59,241
Scholarships-Non-designated	--	537,954	--	537,954	616,709
Donatio	--	--	--	--	--
Deferred Inflows	9,399,438	--	--	9,399,438	9,307,236
<b>TOTAL LIABILITIES:</b>	<b>48,666,011</b>	<b>1,314,704</b>	<b>74,695</b>	<b>50,055,410</b>	<b>53,008,189</b>
<b>EQUITY AND OTHER CREDITS:</b>					
Control Accounts	--	--	--	--	--
Fund Balances	--	--	--	--	--
Prior Year Fund Balance	-18,853,512	--	--	-18,853,512	-18,853,512
Endowment Fund-Original	--	--	--	--	--
Endowment Fund-Income	--	--	--	--	--
FB Professional Development	--	--	--	--	--
FB Salary Equity	--	--	--	--	--
FB Capital Equipment	--	--	--	--	--
FB Investment Gain And Loss	--	--	--	--	--
Fund Balance Receivables	-	--	--	-	-
Reserved-Undesignated	--	--	--	--	--
FBTC Operating Fund Balance	--	--	--	--	--
Plant Fund Balance	--	--	--	--	--
Bond Fund Balance	--	--	--	--	--
Scholarship	--	--	--	--	--
Fund Balance-Rounding Diff	-	--	--	-	-
Fund Balances:	--	--	--	--	--
Reserve for Encumbrance	3,624,280	222,693	27,883	3,874,856	3,980,099
Fund Balance	12,684,581	862,023	708,243	14,254,848	10,422,519
Reserve For Operations	--	--	--	--	--
<b>TOTAL EQUITY AND OTHER CREDITS:</b>	<b>-2,544,651</b>	<b>1,084,716</b>	<b>736,126</b>	<b>-723,809</b>	<b>-4,450,895</b>
<b>TOTAL LIABILITIES, EQUITY AND OTHER CREDITS:</b>	<b>46,121,360</b>	<b>2,399,420</b>	<b>810,821</b>	<b>49,331,601</b>	<b>48,557,294</b>
=====					

Wharton County Junior College  
 Combined Balance Sheet--All Fund Types and Account Groups  
 31-MAY-2026  
 (With comparative totals for 31-MAY-2025 )  
 (amounts expressed in dollars)

Proprietary Fund Types

	Agency Funds	Current Year 2026	Prior Year 2025
<b>ASSETS and OTHER DEBITS:</b>			
<b>ASSETS:</b>			
Cash	14,501	14,501	15,245
Cash Investments	153,845	153,845	222,147
Accounts Receivable	-	-	-
Taxes Receivable			
Local, St & Fed Agency Receivable			
Deposits			
Due From Other Funds			
Prepaid Expense			
Property, Plant & Equipment			
Deferred Outflows			
<b>TOTAL ASSETS AND OTHER DEBITS:</b>	<b>168,346</b>	<b>168,346</b>	<b>237,392</b>
<b>Liabilities, equity and other credits</b>			
<b>LIABILITIES:</b>			
Accounts Payable	152	152	
Employee Benefits Payable	-	-	-
Payroll Taxes Payable			
Accrued Liabilities			
Deferred Revenue			
Long Term Debt			
Net Pension Liability			
Net OPEB Liability			
Lease/SBITA Liab - Long Term			
Deposits Payable	162,530	162,530	230,994
Due To Other Funds			
Scholarships-Designated Donations			
Scholarships-Non-designated			
Donatio			
Deferred Inflows			
<b>TOTAL LIABILITIES:</b>	<b>162,682</b>	<b>162,682</b>	<b>230,994</b>
<b>EQUITY AND OTHER CREDITS:</b>			
Control Accounts	5,664	5,664	6,398
Fund Balances			
Prior Year Fund Balance			
Endowment Fund-Original			
Endowment Fund-Income			
FB Professional Development			
FB Salary Equity			
FB Capital Equipment			
FB Investment Gain And Loss			
Fund Balance Receivables			
Reserved-Undesignated			
FBTC Operating Fund Balance			
Plant Fund Balance			
Bond Fund Balance			
Scholarship			
Fund Balance-Rounding Diff			
<b>Fund Balances:</b>			
Reserve for Encumbrance			
Fund Balance			
Reserve For Operations			
<b>TOTAL EQUITY AND OTHER CREDITS:</b>	<b>5,664</b>	<b>5,664</b>	<b>6,398</b>
<b>TOTAL LIABILITIES, EQUITY AND OTHER CREDITS:</b>	<b>168,346</b>	<b>168,346</b>	<b>237,392</b>
	=====	=====	=====

Wharton County Junior College  
 Combined Balance Sheet--All Fund Types and Account Groups  
 31-MAY-2026  
 (With comparative totals for 31-MAY-2025 )  
 (amounts expressed in dollars)

Fiduciary Fund Types

	Quasi Endowment Fund	Endowment Funds	Current Year 2026	Prior Year 2025
<b>ASSETS and OTHER DEBITS:</b>				
<b>ASSETS:</b>				
Cash		106,375	106,375	25,374
Cash Investments		16,051,330	16,051,330	14,011,550
Accounts Receivable		28,177	28,177	30,454
Taxes Receivable		--	--	--
Local, St & Fed Agency Receivable		--	--	--
Deposits		--	--	--
Due From Other Funds		--	--	--
Prepaid Expense		--	--	--
Property, Plant & Equipment		--	--	--
Deferred Outflows		--	--	--
<b>TOTAL ASSETS AND OTHER DEBITS:</b>		<b>16,185,883</b>	<b>16,185,883</b>	<b>14,067,379</b>
<b>Liabilities, equity and other credits</b>				
<b>LIABILITIES:</b>				
Accounts Payable		--	--	--
Employee Benefits Payable		--	--	--
Payroll Taxes Payable		--	--	--
Accrued Liabilities		--	--	--
Deferred Revenue		--	--	--
Long Term Debt		--	--	--
Net Pension Liability		--	--	--
Net OPEB Liability		--	--	--
Lease/SBITA Liab - Long Term		--	--	--
Deposits Payable		--	--	--
Due To Other Funds		--	--	--
Scholarships-Designated Donations		--	--	--
Scholarships-Non-designated		--	--	--
Donatio		--	--	--
Deferred Inflows		--	--	--
<b>TOTAL LIABILITIES:</b>				
<b>EQUITY AND OTHER CREDITS:</b>				
Control Accounts		--	--	--
Fund Balances		--	--	--
Prior Year Fund Balance		--	--	--
Endowment Fund-Original		--	--	--
Endowment Fund-Income		--	--	--
FB Professional Development		--	--	--
FB Salary Equity		--	--	--
FB Capital Equipment		--	--	--
FB Investment Gain And Loss		--	--	--
Fund Balance Receivables		--	--	--
Reserved-Undesignated		--	--	--
FBTC Operating Fund Balance		--	--	--
Plant Fund Balance		--	--	--
Bond Fund Balance		--	--	--
Scholarship		--	--	--
Fund Balance-Rounding Diff		--	--	--
<b>Fund Balances:</b>				
Reserve for Encumbrance		--	--	--
Fund Balance		16,185,883	16,185,883	14,067,379
Reserve For Operations		--	--	--
<b>TOTAL EQUITY AND OTHER CREDITS:</b>		<b>16,185,883</b>	<b>16,185,883</b>	<b>14,067,379</b>
<b>TOTAL LIABILITIES, EQUITY AND OTHER CREDITS:</b>		<b>16,185,883</b>	<b>16,185,883</b>	<b>14,067,379</b>
=====				

Account Groups

	Unexpended Plant Fund	Repair and Replacement	Debt Retirement Bond Fund	Investment in Plant Fund	Current Year 2026	Prior Year 2025
<b>ASSETS and OTHER DEBITS:</b>						
<b>ASSETS:</b>						
Cash	-7,962,632	8,169,576	241	6,000	213,185	52,210
Cash Investments	17,952,296	--	458,266	--	18,410,562	11,177,881
Accounts Receivable	53,552	--	--	--	53,552	34,444
Taxes Receivable	--	--	--	--	--	--
Local, St & Fed Agency Receivable	--	--	--	--	--	--
Deposits	--	--	--	--	--	--
Due From Other Funds	--	--	--	--	--	2,000,000
Prepaid Expense	--	--	--	--	--	--
Property, Plant & Equipment	--	--	--	49,211,586	49,211,586	48,367,097
Deferred Outflows	--	--	--	--	--	--
<b>TOTAL ASSETS AND OTHER DEBITS:</b>	<b>10,043,215</b>	<b>8,169,576</b>	<b>458,507</b>	<b>49,217,586</b>	<b>67,888,885</b>	<b>61,631,631</b>
<b>Liabilities, equity and other credits</b>						
<b>LIABILITIES:</b>						
Accounts Payable	--	--	--	--	--	--
Employee Benefits Payable	--	--	--	--	--	--
Payroll Taxes Payable	--	--	--	--	--	--
Accrued Liabilities	--	--	--	2,448,921	2,448,921	2,448,921
Deferred Revenue	--	--	--	--	--	--
Long Term Debt	--	--	--	--	--	--
Net Pension Liability	--	--	--	--	--	--
Net OPEB Liability	--	--	--	--	--	--
Lease/SBITA Liab - Long Term	--	--	--	5,357,450	5,357,450	5,357,450
Deposits Payable	--	--	--	--	--	--
Due To Other Funds	--	--	--	--	--	862,730
Scholarships-Designated Donations	--	--	--	--	--	--
Scholarships-Non-designated	--	--	--	--	--	--
Donatio	--	--	--	--	--	--
Deferred Inflows	--	--	--	--	--	--
<b>TOTAL LIABILITIES:</b>				<b>7,806,371</b>	<b>7,806,371</b>	<b>8,669,101</b>
<b>EQUITY AND OTHER CREDITS:</b>						
Control Accounts	--	--	--	--	--	--
Fund Balances	--	--	--	--	--	--
Prior Year Fund Balance	--	--	--	--	--	--
Endowment Fund-Original	--	--	--	--	--	--
Endowment Fund-Income	--	--	--	--	--	--
FB Professional Development	--	--	--	--	--	--
FB Salary Equity	--	--	--	--	--	--
FB Capital Equipment	--	--	--	48,447,185	48,447,185	45,224,192
FB Investment Gain And Loss	--	--	--	--	--	--
Fund Balance Receivables	--	--	--	--	--	--
Reserved-Undesignated	--	--	--	--	--	--
FBTC Operating Fund Balance	--	--	--	--	--	--
Plant Fund Balance	--	--	--	--	--	--
Bond Fund Balance	--	--	--	--	--	--
Scholarship	--	--	--	--	--	--
Fund Balance-Rounding Diff	--	--	--	--	--	--
<b>Fund Balances:</b>						
Reserve for Encumbrance	--	--	--	--	--	--
Fund Balance	8,979,962	7,485,359	458,507	-5,288,500	11,635,328	7,738,338
Reserve For Operations	--	--	--	--	--	--
<b>TOTAL EQUITY AND OTHER CREDITS:</b>	<b>8,979,962</b>	<b>7,485,359</b>	<b>458,507</b>	<b>43,158,685</b>	<b>60,082,514</b>	<b>52,962,530</b>
<b>TOTAL LIABILITIES, EQUITY AND OTHER CREDITS:</b>	<b>8,979,962</b>	<b>7,485,359</b>	<b>458,507</b>	<b>50,965,056</b>	<b>67,888,885</b>	<b>61,631,631</b>

Wharton County Junior College  
 Combined Balance Sheet--All Fund Types and Account Groups  
 31-MAY-2026  
 (With comparative totals for 31-MAY-2025 )  
 (amounts expressed in dollars)

Memorandum Only

	Current Year 2026	Prior Year 2025
<b>ASSETS and OTHER DEBITS:</b>		
<b>ASSETS:</b>		
Cash	3,045,680	2,775,267
Cash Investments	69,205,033	56,899,999
Accounts Receivable	4,338,664	3,740,407
Taxes Receivable	641,709	641,709
Local, St & Fed Agency Receivable	505,065	1,040,495
Deposits		
Due From Other Funds	10,917	2,942,126
Prepaid Expense		2,301
Property, Plant & Equipment	49,211,586	48,367,097
Deferred Outflows	6,616,062	8,084,296
<b>TOTAL ASSETS AND OTHER DEBITS:</b>	<b>133,574,715</b>	<b>124,493,696</b>
<b>Liabilities, equity and other credits</b>		
<b>LIABILITIES:</b>		
Accounts Payable	462,190	362,680
Employee Benefits Payable	291,554	112,104
Payroll Taxes Payable	181	-5,187
Accrued Liabilities	2,448,921	2,448,921
Deferred Revenue	4,340,661	4,112,831
Long Term Debt		
Net Pension Liability	8,366,637	9,751,478
Net OPEB Liability	26,537,906	26,537,906
Lease/SBITA Liab - Long Term	5,357,450	5,357,450
Deposits Payable	243,775	304,788
Due To Other Funds	10,917	2,942,126
Scholarships-Designated Donations	26,879	59,241
Scholarships-Non-designated	537,954	616,709
<b>Donatio</b>		
Deferred Inflows	9,399,438	9,307,236
<b>TOTAL LIABILITIES:</b>	<b>58,024,464</b>	<b>61,908,284</b>
<b>EQUITY AND OTHER CREDITS:</b>		
Control Accounts	5,664	6,398
Fund Balances		
Prior Year Fund Balance	-18,853,512	-18,853,512
Endowment Fund-Original		
Endowment Fund-Income		
FB Professional Development		
FB Salary Equity		
FB Capital Equipment	48,447,185	45,224,192
FB Investment Gain And Loss		
Fund Balance Receivables	-	-
Reserved-Undesignated		
FBTC Operating Fund Balance		
Plant Fund Balance		
Bond Fund Balance		
Scholarship		
Fund Balance-Rounding Diff	-	-
<b>Fund Balances:</b>		
Reserve for Encumbrance	3,874,856	3,980,099
Fund Balance	42,076,059	32,228,236
Reserve For Operations		
<b>TOTAL EQUITY AND OTHER CREDITS:</b>	<b>75,550,252</b>	<b>62,585,412</b>
<b>TOTAL LIABILITIES, EQUITY AND OTHER CREDITS:</b>	<b>133,574,715</b>	<b>124,493,696</b>
	=====	=====