

**BOARD OF TRUSTEES
AGENDA**

<input type="checkbox"/> Workshop	<input checked="" type="checkbox"/> Regular	<input type="checkbox"/> Special
-----------------------------------	---	----------------------------------

- (A) Report Only Recognition

Presenter(s): ISMAEL MIJARES, DEPUTY SUPERINTENDENT FOR BUSINESS & FINANCE

Briefly describe the subject of the report or recognition presentation.

REVIEW INVESTMENT OFFICER'S ANNUAL REPORT OF INVESTMENT TRANSACTIONS FOR ALL FUNDS FOR THE QUARTER ENDED AUGUST 31, 2020.

- (B) Action Item

Presenter(s):

Briefly describe the action required.

- (C) **Funding source: Identify the source of funds if any are required.**

- (D) **Clarification: Explain any question or issues that might be raised regarding this item.**

THE ANNUAL INVESTMENT REPORT IS BEING PREPARED IN ACCORDANCE WITH BOARD POLICY CDA (LOCAL).

TO: Samuel Mijares, Superintendent

FROM: Ismael Mijares
Deputy Superintendent for Business & Finance-Investment Officer

DATE: September 29, 2020

SUBJECT: ***ANNUAL INVESTMENT REPORT***

Attached is the District's Annual Investment Report in accordance with Board Policy CDA (Local). The Report includes statements for the period ending August 31, 2020. The following is a summary of the amounts invested in various accounts.

LONESTAR INVESTMENT POOL - CORPORATE OVERNIGHT PLUS FUND

ELEMENTARY FUND	404,236.79
GENERAL FUND	37,952,407.27
INTEREST & SINKING FUND	744,704.40
MAINTENANCE TAX NOTES SERIES 2019	538,290.26
TOTAL:	<u>\$39,639,638.72</u>

The grand total of the District's investments on August 31, 2020 was \$39,639,638.72
The market value of these investments as of August 31, 2020 was \$39,648,592.56

The following yields earned on the District's investments should indicate the performance of the investments by comparing them to other indices.

<u>INVESTMENTS</u>	<u>AVERAGE 12-MONTH YIELD</u>	
	<u>2018-19</u>	<u>2019-20</u>
FIRST PUBLIC—LONE STAR INVESTMENT POOL - GOVERNMENT OVERNIGHT FUND	2.29%	1.08%
FIRST PUBLIC—LONE STAR INVESTMENT POOL - CORPORATE OVERNIGHT PLUS FUND	2.49%	1.42%

OTHER INDICES

<u>LONESTAR'S SOURCE</u>	<u>INDEX</u>	<u>RETURN</u>	
		<u>2018-19</u>	<u>2019-20</u>
STANDISH	30-DAY U.S. TREASURY BILL	2.26%	0.89%
STANDISH	90-DAY U.S. TREASURY BILL	2.30%	0.89%
STANDISH	6-MONTH U.S. TREASURY BILL	2.36%	0.90%
STANDISH	FEDERAL FUNDS	2.29%	0.93%

We will continue investing in the *First Public—Lone Star Investment Pool* for the 2020-21 school year.

Eagle Pass Independent School District
Schedule of Investments and Market Values
August 31, 2020

LONESTAR INVESTMENT POOL - CORPORATE OVERNIGHT PLUS FUND:

Account	Investments 8/31/2019	12 mth. Avg. Annual Yield	Market Values 8/31/2019	Investments 8/31/2020	12 mth. Avg. Annual Yield	Market Values 8/31/2020
Elementary Fund	408,687.62	2.49%	408,730.07	404,236.79	1.43%	404,328.10
General Fund	36,062,988.52	2.49%	36,066,734.28	37,952,407.27	1.43%	37,960,980.00
Interest & Sinking Fund	630,228.25	2.49%	630,293.71	744,704.40	1.43%	744,872.61
Maintenance Tax Notes Series 2019	0.00	0.00%	0.00	538,290.26	1.43%	538,411.85
TOTAL OF INVESTMENTS	\$37,101,904.39	2.49%	\$37,105,758.06	\$39,639,638.72	1.43%	\$39,648,592.56

OTHER YIELD AVERAGES:

	8/31/2019**	11/30/2019*	2/29/2020*	5/31/2020*	8/31/2020**
Lonestar Investment Pool-Corporate Overnight Plus Fund	2.49%	2.08%	1.86%	1.31%	1.43%
Wall Street Journal 91-Day US Treasury Bill	2.27%	1.69%	1.53%	0.19%	0.89%
Wall Street Journal 6-Month US Treasury Bill	2.31%	1.67%	1.52%	0.21%	0.89%
Cash in bank accounts	1.00%	1.00%	1.00%	1.00%	0.41%

* 3-Month Average
** 12-Month Average

NOTE:

Cash in bank accounts as of 08/31/20--\$8,402,399.88: Food Service Fund \$4,879.31; General Operating Fund \$8,348,631.72; AND I&S Fund \$48,888.85.
Federal Deposit Insurance Corporation and Market Value of Pledged Amount: \$250,000 + \$10,000,000 = **\$10,250,000.**

EAGLE PASS INDEPENDENT SCHOOL DISTRICT
Schedule of Investments and Interest Earned
For Quarter Ending August 31, 2020

Quarterly: 06/01/2020 - 08/31/2020

Fund	Fund Code	Account Type	Investments	Interest Earned	Investments	Interest Earned
			Account Balance as of 08/31/2019	06/01/2019 to 8/31/2019	Account Balance as of 08/31/2020	06/01/2020 to 8/31/2020
Elementary Fund	865	Corporate Overnight Plus Fund	408,687.62	3,225.16	404,236.79	475.94
General Fund	199	Corporate Overnight Plus Fund	36,062,988.52	257,746.03	37,952,407.27	52,625.97
Interest & Sinking Fund	518	Corporate Overnight Plus Fund	630,228.25	17,943.07	744,704.40	3,912.67
Maintenance Tax Notes Series 2019	177	Corporate Overnight Plus Fund	-	-	538,290.26	1,810.86
		Total Invested/Interest Earned	<u>37,101,904.39</u>	<u>278,914.26</u>	<u>39,639,638.72</u>	<u>58,825.44</u>

Year to Date: 09/01/2019 - 08/31/2020

Fund	Fund Code	Account Type	Investments	Interest Earned	Investments	Interest Earned
			Account Balance as of 08/31/2019	09/01/2018 to 8/31/2019	Account Balance as of 08/31/2020	09/01/2019 to 8/31/2020
Elementary Fund	865	Corporate Overnight Plus Fund	408,687.62	11,743.47	404,236.79	5,811.07
General Fund	199	Corporate Overnight Plus Fund	36,062,988.52	1,073,612.15	37,952,407.27	643,547.55
Interest & Sinking Fund	518	Corporate Overnight Plus Fund	630,228.25	65,872.65	744,704.40	32,266.28
Maintenance Tax Notes Series 2019	177	Corporate Overnight Plus Fund	-	-	538,290.26	48,445.75
		Total Invested/Interest Earned	<u>37,101,904.39</u>	<u>1,151,228.27</u>	<u>39,639,638.72</u>	<u>730,070.65</u>

EAGLE PASS INDEPENDENT SCHOOL DISTRICT
As of August 31, 2020
Cash in Bank Accounts

Food Service Fund		4,879.31
General Fund		
Tax Collections-Escrow Account	528,409.79	
Designated Purpose Fund	7,228.33	
Tax Collections-Credit Card/ACH Payments	339.34	
Payroll Fund	1,276,859.37	
Disbursement Fund	3,538,621.68	
Elementary Fund	47,396.09	
Eagle Pass ISD	0.00	
Health Insurance Fund	2,888,446.95	
General Operating Fund	61,330.17	8,348,631.72
I & S Fund-Bond Series		48,888.85
Total		8,402,399.88

* Federal Deposit Insurance Corporation	250,000.00
** Pledged Amount (LOC)	10,000,000.00
TOTAL	10,250,000.00
Amount Over/(Under) Pledged	1,847,600.12

* *Federal Deposit Insurance Corporation (FDIC) amount provided by the U.S. government as collateral to insure deposits.*
 ** *Irrevocable Letter of Credit (ILOC) amount provided by Compass Bank as collateral to protect deposits as required by the Public Funds Investment Act. The ILOC issued by Compass Bank is held independently by the Federal Home Loan Bank of Atlanta and the school district is the only entity that is entitled to draw funds against it should the bank fail.*

Checking Account Interest Rates

3-Month Avg	3-Month Avg	3-Month Avg	3-Month Avg	12-Mo.
Sep 19-Nov 19	Dec 19-Feb 20	Mar 20-May 20	Jun 20-Aug 20	Average
1.00%	1.00%	1.00%	0.41%	0.85%

CD Interest Rates 12-Month Average

3-Month	6-Month	9-Month
0.57%	0.58%	0.56%

BBVA Compass will evaluate each CD rate solicitation upon request.

**BBVA COMPASS
EAGLE PASS INDEPENDENT SCHOOL DISTRICT
DEPOSITORY CONTRACT
LIMITS**

PLEGDED AMOUNT:

FDIC	\$ 250,000.00
SECURITIES: Book Value	-
Market Value	-
Letter of credit (LOC)	\$ 10,000,000.00

Total Collateral		\$ 10,250,000.00
------------------	--	-------------------------

BANK ACCOUNT BALANCES AS OF: August 31, 2020

Eagle Pass ISD	3003202299	-	
Designated Purpose Fund	3001202264	7,228.33	
Disbursement Fund	3003202248	3,538,621.68	
Elementary Fund	3003202272	47,396.09	
Tax Collections-Escrow Account	0110400402	528,409.79	
Food Service Fund	3001202280	4,879.31	
General Operating Fund	3003603125	61,330.17	
Health Insurance Fund	2517032800	2,888,446.95	
I&S Fund	3003202307	48,888.85	
Payroll Fund	3003202221	1,276,859.37	
Tax Collections-Credit Card/ACH	3003018664	339.34	
Certificates of Deposit		\$ -	
Total Checking Account Balances			\$ 8,402,399.88
Amount Over/(Under) Pledged			\$ 1,847,600.12

BBVA COMPASS
EAGLE PASS INDEPENDENT SCHOOL DISTRICT
DEPOSITORY CONTRACT
LIMITS

PLEGGED AMOUNT:

FDIC	\$	250,000.00
SECURITIES: Book Value		-
Market Value		-
Letter of credit (LOC)	\$	15,000,000.00

Total Collateral		\$ 15,250,000.00
------------------	--	------------------

BANK ACCOUNT BALANCES AS OF: August 30, 2019

Eagle Pass ISD	3003202299	-	
Designated Purpose Fund	3001202264	631,553.78	
Disbursement Fund	3003202248	922,811.56	
Elementary Fund	3003202272	79,968.16	
Tax Collections-Escrow Account	0110400402	542,219.92	
Food Service Fund	3001202280	9,751.20	
General Operating Fund	3003603125	621,119.53	
Health Insurance Fund	2517032800	1,209,577.47	
I&S Fund	3003202307	6,482.47	
Payroll Fund	3003202221	252,521.20	
Tax Collections-Credit Card/ACH	3003018664	6,061.66	
Certificates of Deposit		\$ -	
Total Checking Account Balances			\$ 4,282,066.95
Amount Over/(Under) Pledged			\$ 10,967,933.05

Participant #: 159901

Lone Star
Investment Pool **2020 4th Quarter**
Quarterly Statement

Statement Period: 06/01/2020 to 08/31/2020

Ismael Mijares
Eagle Pass ISD
587 Madison St
Eagle Pass, Texas 78852



Summary of Portfolio Holdings

Account	Fund	Number of Shares	Price Per Share	Account Book Value (USD)	Account Market Value (USD)	% Port.
<i>Elementary Fund</i>	Corporate Overnight Plus Fund	404,236.79	1.00	404,236.79	404,328.10	1.02%
Totals:				404,236.79	404,328.10	

Account	Fund	Number of Shares	Price Per Share	Account Book Value (USD)	Account Market Value (USD)	% Port.
<i>General Fund</i>	Corporate Overnight Plus Fund	37,952,407.27	1.00	37,952,407.27	37,960,980.00	95.74%
Totals:				37,952,407.27	37,960,980.00	

Account	Fund	Number of Shares	Price Per Share	Account Book Value (USD)	Account Market Value (USD)	% Port.
<i>Interest & Sinking Fund</i>	Corporate Overnight Plus Fund	744,704.40	1.00	744,704.40	744,872.61	1.88%
Totals:				744,704.40	744,872.61	

Account	Fund	Number of Shares	Price Per Share	Account Book Value (USD)	Account Market Value (USD)	% Port.
<i>Maintenance Tax Note Series 2019 Proceeds</i>	Corporate Overnight Plus Fund	538,290.26	1.00	538,290.26	538,411.85	1.36%
Totals:				538,290.26	538,411.85	

Totals

Fund	Number of Shares	Price Per Share	Fund Balance (USD)	% Port.
Corporate Overnight Fund	0.00	1.00	0.00	0.00 %
Government Overnight Fund	0.00	1.00	0.00	0.00 %
Corporate Overnight Plus Fund	39,639,638.72	1.00	39,639,638.72	100.00 %
Total Value:			39,639,638.72	100.00 %

Portfolio Transactions

Elementary Fund - Corporate Overnight Plus Fund

Settle Date	Trade Type	Share Balance	Number of Shares	Price/Share	Amount (USD)
06/01/2020	Starting Balance	413,418.90			413,418.90
06/01/2020	Transfer Out	413,075.41	-343.49	1.00	-343.49
06/24/2020	Transfer Out	409,698.82	-3,376.59	1.00	-3,376.59
06/25/2020	Transfer Out	405,698.82	-4,000.00	1.00	-4,000.00
06/30/2020	Interest	405,933.58	234.76	1.00	234.76
07/01/2020	Transfer Out	405,698.82	-234.76	1.00	-234.76
07/16/2020	Transfer In	408,365.49	2,666.67	1.00	2,666.67
07/22/2020	Transfer Out	407,658.67	-706.82	1.00	-706.82
07/28/2020	Transfer Out	406,500.54	-1,158.13	1.00	-1,158.13
07/29/2020	Transfer Out	404,975.57	-1,524.97	1.00	-1,524.97
07/31/2020	Interest	405,121.28	145.71	1.00	145.71
08/06/2020	Transfer Out	404,287.03	-834.25	1.00	-834.25
08/06/2020	Transfer Out	404,141.32	-145.71	1.00	-145.71
08/31/2020	Interest	404,236.79	95.47	1.00	95.47
08/31/2020	Ending Balance	404,236.79			404,236.79

General Fund - Corporate Overnight Plus Fund

Settle Date	Trade Type	Share Balance	Number of Shares	Price/Share	Amount (USD)
06/01/2020	Starting Balance	47,625,525.88			47,625,525.88
06/01/2020	Transfer In	47,625,869.37	343.49	1.00	343.49
06/01/2020	Withdrawal	47,613,177.74	-12,691.63	1.00	-12,691.63
06/01/2020	Withdrawal	47,609,281.82	-3,895.92	1.00	-3,895.92
06/01/2020	Withdrawal	47,607,709.10	-1,572.72	1.00	-1,572.72
06/02/2020	Deposit	47,616,936.10	9,227.00	1.00	9,227.00
06/02/2020	Deposit	47,618,531.10	1,595.00	1.00	1,595.00
06/02/2020	Deposit	47,622,511.10	3,980.00	1.00	3,980.00
06/02/2020	Vendor Payment Tristar Risk Management	47,618,880.86	-3,630.24	1.00	-3,630.24
06/03/2020	Transfer Out	47,604,078.86	-14,802.00	1.00	-14,802.00
06/03/2020	Withdrawal	47,603,899.55	-179.31	1.00	-179.31
06/03/2020	Withdrawal	47,303,899.55	-300,000.00	1.00	-300,000.00
06/03/2020	Withdrawal	47,103,899.55	-200,000.00	1.00	-200,000.00
06/03/2020	Withdrawal	44,103,899.55	-3,000,000.00	1.00	-3,000,000.00
06/08/2020	Withdrawal	42,903,899.55	-1,200,000.00	1.00	-1,200,000.00
06/11/2020	Vendor Payment E 3 Entegral Solutions, Inc.	42,576,455.63	-327,443.92	1.00	-327,443.92
06/11/2020	Vendor Payment J P Sanchez	42,162,268.74	-414,186.89	1.00	-414,186.89
06/11/2020	Vendor Payment J P Sanchez	42,015,208.74	-147,060.00	1.00	-147,060.00
06/12/2020	Vendor Payment Davis Powell Architecture	42,003,908.74	-11,300.00	1.00	-11,300.00
06/12/2020	Vendor Payment Davis Powell Architecture	41,985,332.49	-18,576.25	1.00	-18,576.25
06/12/2020	Vendor Payment Davis Powell Architecture	41,982,476.49	-2,856.00	1.00	-2,856.00
06/12/2020	Vendor Payment Texas State Natural Gas, Inc.	41,981,176.57	-1,299.92	1.00	-1,299.92
06/15/2020	Transfer In	42,308,620.49	327,443.92	1.00	327,443.92
06/16/2020	Vendor Payment Tristar Risk Management	42,306,267.57	-2,352.92	1.00	-2,352.92
06/16/2020	Vendor Payment Texas State Natural Gas, Inc.	42,305,667.57	-600.00	1.00	-600.00
06/19/2020	Deposit	42,442,097.63	136,430.06	1.00	136,430.06
06/19/2020	Deposit	42,442,785.59	687.96	1.00	687.96

General Fund - Corporate Overnight Plus Fund (Continued)

Settle Date	Trade Type	Share Balance	Number of Shares	Price/Share	Amount (USD)
06/19/2020	Vendor Payment HEB Grocery Company, LP	42,442,086.80	-698.79	1.00	-698.79
06/22/2020	Deposit	42,677,697.80	235,611.00	1.00	235,611.00
06/22/2020	Withdrawal	42,677,009.84	-687.96	1.00	-687.96
06/22/2020	Withdrawal	42,540,579.78	-136,430.06	1.00	-136,430.06
06/22/2020	Withdrawal	42,304,968.78	-235,611.00	1.00	-235,611.00
06/23/2020	Withdrawal	38,304,968.78	-4,000,000.00	1.00	-4,000,000.00
06/24/2020	Deposit	38,305,035.14	66.36	1.00	66.36
06/24/2020	Transfer In	38,308,411.73	3,376.59	1.00	3,376.59
06/24/2020	Withdrawal	37,908,411.73	-400,000.00	1.00	-400,000.00
06/24/2020	Withdrawal	37,908,345.37	-66.36	1.00	-66.36
06/24/2020	Withdrawal	37,905,436.79	-2,908.58	1.00	-2,908.58
06/25/2020	Deposit	48,702,465.79	10,797,029.00	1.00	10,797,029.00
06/25/2020	Transfer In	48,706,465.79	4,000.00	1.00	4,000.00
06/25/2020	Withdrawal	47,866,465.79	-840,000.00	1.00	-840,000.00
06/26/2020	Vendor Payment Tristar Risk Management	47,858,862.99	-7,602.80	1.00	-7,602.80
06/30/2020	Deposit	48,162,963.99	304,101.00	1.00	304,101.00
06/30/2020	Interest	48,187,947.55	24,983.56	1.00	24,983.56
07/01/2020	Transfer In	48,188,182.31	234.76	1.00	234.76
07/02/2020	Withdrawal	47,188,182.31	-1,000,000.00	1.00	-1,000,000.00
07/06/2020	Deposit	47,224,024.31	35,842.00	1.00	35,842.00
07/06/2020	Deposit	47,360,620.31	136,596.00	1.00	136,596.00
07/06/2020	Deposit	47,723,193.31	362,573.00	1.00	362,573.00
07/06/2020	Deposit	47,733,226.31	10,033.00	1.00	10,033.00
07/06/2020	Deposit	51,363,348.31	3,630,122.00	1.00	3,630,122.00
07/06/2020	Deposit	51,607,023.31	243,675.00	1.00	243,675.00
07/07/2020	Deposit	52,582,662.64	975,639.33	1.00	975,639.33
07/07/2020	Withdrawal	48,163,821.64	-4,418,841.00	1.00	-4,418,841.00
07/07/2020	Withdrawal	47,188,182.31	-975,639.33	1.00	-975,639.33
07/08/2020	Deposit	48,088,182.31	900,000.00	1.00	900,000.00
07/08/2020	Deposit	48,917,786.31	829,604.00	1.00	829,604.00
07/09/2020	Withdrawal	45,917,786.31	-3,000,000.00	1.00	-3,000,000.00
07/09/2020	Vendor Payment Tristar Risk Management	45,915,074.61	-2,711.70	1.00	-2,711.70
07/10/2020	Vendor Payment J P Sanchez	45,492,134.61	-422,940.00	1.00	-422,940.00
07/15/2020	Deposit	45,547,083.11	54,948.50	1.00	54,948.50
07/15/2020	Vendor Payment Texas State Natural Gas, Inc.	45,545,871.46	-1,211.65	1.00	-1,211.65
07/15/2020	Withdrawal	45,490,922.96	-54,948.50	1.00	-54,948.50
07/16/2020	Deposit	45,493,589.63	2,666.67	1.00	2,666.67
07/16/2020	Deposit	46,054,230.08	560,640.45	1.00	560,640.45
07/16/2020	Transfer Out	46,051,563.41	-2,666.67	1.00	-2,666.67
07/20/2020	Withdrawal	45,490,922.96	-560,640.45	1.00	-560,640.45
07/20/2020	Withdrawal	44,661,318.96	-829,604.00	1.00	-829,604.00
07/22/2020	Transfer In	44,662,025.78	706.82	1.00	706.82
07/22/2020	Withdrawal	42,662,025.78	-2,000,000.00	1.00	-2,000,000.00
07/22/2020	Vendor Payment Tristar Risk Management	42,661,751.37	-274.41	1.00	-274.41
07/24/2020	Deposit	52,811,624.37	10,149,873.00	1.00	10,149,873.00
07/27/2020	Withdrawal	52,810,504.21	-1,120.16	1.00	-1,120.16
07/28/2020	Transfer In	52,811,662.34	1,158.13	1.00	1,158.13
07/29/2020	Transfer In	52,813,187.31	1,524.97	1.00	1,524.97
07/30/2020	Withdrawal	51,813,187.31	-1,000,000.00	1.00	-1,000,000.00
07/31/2020	Interest	51,830,266.03	17,078.72	1.00	17,078.72

General Fund - Corporate Overnight Plus Fund (Continued)

Settle Date	Trade Type	Share Balance	Number of Shares	Price/Share	Amount (USD)
08/03/2020	Vendor Payment HEB Grocery Company, LP	51,826,097.70	-4,168.33	1.00	-4,168.33
08/04/2020	Withdrawal	48,826,097.70	-3,000,000.00	1.00	-3,000,000.00
08/06/2020	Transfer In	48,826,243.41	145.71	1.00	145.71
08/06/2020	Transfer In	48,827,077.66	834.25	1.00	834.25
08/06/2020	Withdrawal	45,427,077.66	-3,400,000.00	1.00	-3,400,000.00
08/07/2020	Vendor Payment Tristar Risk Management	45,420,279.92	-6,797.74	1.00	-6,797.74
08/11/2020	Transfer Out	45,376,784.69	-43,495.23	1.00	-43,495.23
08/11/2020	Transfer Out	45,296,895.49	-79,889.20	1.00	-79,889.20
08/11/2020	Vendor Payment REGION IV EDUCATION SERVICE CENTER	45,094,395.49	-202,500.00	1.00	-202,500.00
08/14/2020	Vendor Payment Texas State Natural Gas, Inc.	45,093,225.66	-1,169.83	1.00	-1,169.83
08/20/2020	Transfer Out	45,049,730.43	-43,495.23	1.00	-43,495.23
08/20/2020	Transfer In	45,097,864.41	48,133.98	1.00	48,133.98
08/20/2020	Withdrawal	43,097,864.41	-2,000,000.00	1.00	-2,000,000.00
08/21/2020	Vendor Payment Tristar Risk Management	43,091,038.64	-6,825.77	1.00	-6,825.77
08/25/2020	Deposit	43,713,058.64	622,020.00	1.00	622,020.00
08/25/2020	Withdrawal	41,413,058.64	-2,300,000.00	1.00	-2,300,000.00
08/25/2020	Vendor Payment J P Sanchez	41,253,458.64	-159,600.00	1.00	-159,600.00
08/25/2020	Withdrawal	41,251,843.58	-1,615.06	1.00	-1,615.06
08/26/2020	Withdrawal	39,251,843.58	-2,000,000.00	1.00	-2,000,000.00
08/28/2020	Deposit	39,252,535.08	691.50	1.00	691.50
08/31/2020	Withdrawal	39,251,843.58	-691.50	1.00	-691.50
08/31/2020	Withdrawal	37,941,843.58	-1,310,000.00	1.00	-1,310,000.00
08/31/2020	Interest	37,952,407.27	10,563.69	1.00	10,563.69
08/31/2020	Ending Balance	37,952,407.27			37,952,407.27

Interest & Sinking Fund - Corporate Overnight Plus Fund

Settle Date	Trade Type	Share Balance	Number of Shares	Price/Share	Amount (USD)
06/01/2020	Starting Balance	3,855,589.73			3,855,589.73
06/03/2020	Transfer In	3,870,391.73	14,802.00	1.00	14,802.00
06/30/2020	Interest	3,872,598.24	2,206.51	1.00	2,206.51
07/08/2020	Deposit	4,092,598.24	220,000.00	1.00	220,000.00
07/31/2020	Interest	4,094,042.38	1,444.14	1.00	1,444.14
08/04/2020	Withdrawal	744,442.38	-3,349,600.00	1.00	-3,349,600.00
08/31/2020	Interest	744,704.40	262.02	1.00	262.02
08/31/2020	Ending Balance	744,704.40			744,704.40

Maintenance Tax Note Series 2019 Proceeds - Corporate Overnight Plus Fund

Settle Date	Trade Type	Share Balance	Number of Shares	Price/Share	Amount (USD)
06/01/2020	Starting Balance	1,840,784.04			1,840,784.04
06/15/2020	Transfer Out	1,513,340.12	-327,443.92	1.00	-327,443.92
06/30/2020	Interest	1,514,296.34	956.22	1.00	956.22
07/31/2020	Interest	1,514,839.21	542.87	1.00	542.87
08/04/2020	Withdrawal	1,434,950.01	-79,889.20	1.00	-79,889.20
08/11/2020	Transfer In	1,514,839.21	79,889.20	1.00	79,889.20
08/11/2020	Transfer In	1,558,334.44	43,495.23	1.00	43,495.23
08/20/2020	Transfer Out	1,510,200.46	-48,133.98	1.00	-48,133.98
08/20/2020	Transfer In	1,553,695.69	43,495.23	1.00	43,495.23

Maintenance Tax Note Series 2019 Proceeds - Corporate Overnight Plus Fund (Continued)

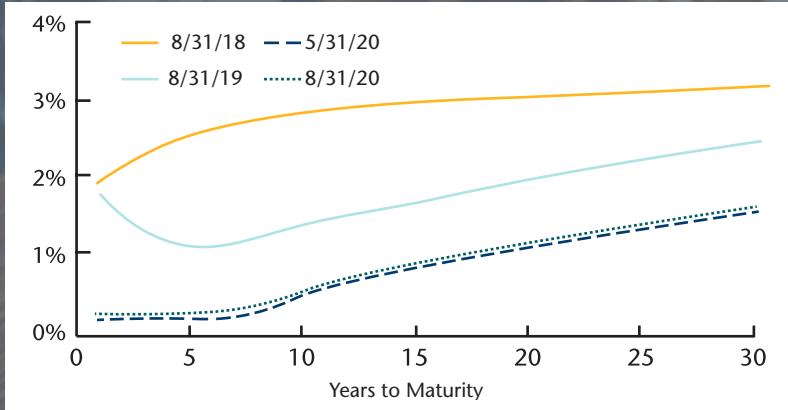
Settle Date	Trade Type	Share Balance	Number of Shares	Price/Share	Amount (USD)
08/25/2020	Vendor Payment E 3 Entegral Solutions, Inc.	859,472.05	-694,223.64	1.00	-694,223.64
08/25/2020	Vendor Payment E 3 Entegral Solutions, Inc.	791,586.66	-67,885.39	1.00	-67,885.39
08/25/2020	Vendor Payment E 3 Entegral Solutions, Inc.	537,978.49	-253,608.17	1.00	-253,608.17
08/31/2020	Interest	538,290.26	311.77	1.00	311.77
08/31/2020	Ending Balance	538,290.26			538,290.26

Important Information about this statement

Please review this statement carefully, it is the official record of your account with Lone Star Investment Pool and First Public, LLC. If you disagree with any transaction, or if there are any errors or omissions in this statement please notify us promptly in writing, but no later than 10 business days after receipt of this statement. Trades pending settlement will not appear on this statement. All such trades will appear in the next monthly statement. The yield for the period is an annualized rate that reflects the relationship between the average amount of income earned and the average daily balance for the account. Please notify First Public promptly and in writing of any changes of address or phone number. Times of transactions will be furnished upon written request. The Lone Star Investment Pool Information Statement should be read carefully before investing. Investors should consider the investment objectives, risks, charges and expenses associated with municipal fund securities before investing. All transactions are no load. No remuneration has, or will be, paid to any entity in connection with this transaction. An investor may obtain an Information Statement by contacting First Public at the address and phone number identified above. An investment in Lone Star investment Pool is not insured or guaranteed by the Federal Deposit Insurance Corporation ("FDIC") or any other government agency and although Lone Star Investment Pool seeks to preserve the value of the investment at a fixed share price, it is possible to lose money by investing in municipal fund securities.

Quarterly Position Report

August 31, 2020

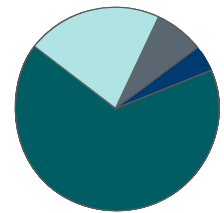


Equity markets continued their rally and are near the highs from early 2020. Early projections for third quarter GDP are around 20% and include a healthy consumer bounce-back. Retail sales, durable goods, and personal income data have all painted the picture of a consumer ready to burst out from months of holding back. The FOMC has promised to continue to be accommodative and rate projections remain low for at least two more years. The FOMC also recently announced plans to allow inflation to remain over 2% for a period to make up for missing the 2% goal for years.

The summer months saw improved labor market data with unemployment falling, payrolls increasing, and the weekly initial filing for unemployment claims falling. The housing market continues on a summer tear with recent jumps in existing sales, new home sales, and building permits. The rebound for the second half of 2020 is still very dependent on the number of COVID-19 cases. With schools reopening in different forms and with colder weather and the normal flu season on their way, the economy for the second half of 2020 has plenty of question marks.

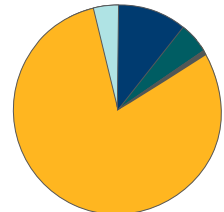
Government Overnight Fund		Duration 0.08312
	Participant Assets	Market Value
Beginning-of-Quarter Balance	5,268,653,697.68	5,269,598,248.46
Deposits	1,510,707,794.47	
Withdrawals	(2,910,684,382.52)	
End-of-Quarter Balance	3,868,677,109.63	3,869,044,333.33

Agencies	62%
MM Funds	2%
Treasuries	9%
Cash/Repo	27%



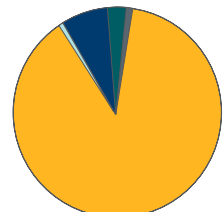
Corporate Overnight Fund		Duration 0.20468
	Participant Assets	Market Value
Beginning-of-Quarter Balance	3,285,441,395.15	3,287,552,913.12
Deposits	1,041,690,730.41	
Withdrawals	(2,155,966,599.25)	
End-of-Quarter Balance	2,171,165,526.31	2,171,672,624.38

Commercial Paper	74%
MM Funds	12%
Cash/Repo	5%
Treasuries	8%
Agencies	1%



Corporate Overnight Plus Fund		Duration 0.22302
	Participant Assets	Market Value
Beginning-of-Quarter Balance	6,902,493,637.43	6,907,863,108.63
Deposits	3,159,724,000.91	
Withdrawals	(4,272,906,556.28)	
End-of-Quarter Balance	5,789,311,082.06	5,790,618,777.88

Commercial Paper	87%
MM Funds	7%
Treasuries	4%
Agencies	1%
Cash/Repo	1%



Returns

	June		July		August	
	Average Rate	7-day SEC Yield	Average Rate	7-day SEC Yield	Average Rate	7-day SEC Yield
Govt Overnight Fund	0.19%	0.17%	0.15%	0.13%	0.12%	0.09%
Corp Overnight Fund	0.56%	0.52%	0.37%	0.29%	0.28%	0.25%
Corp Overnight Plus Fund	0.70%	0.62%	0.42%	0.32%	0.28%	0.24%

William Mastrodicasa
William Mastrodicasa

Lone Star Investment Pool Investment Officers

Tammy Davis
Tammy Davis