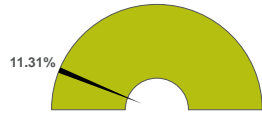


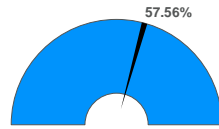
General Fund | Revenue Dashboard Summary

For the Period Ending March 31, 2020

Projected Year-End Balances as % of Budgeted Revenue

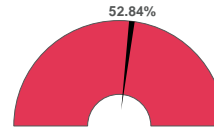


Actual YTD Revenues



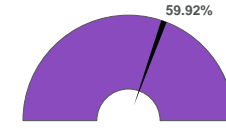
Projected YTD Revenues
58.74%

Actual YTD by Local Sources



Projected YTD Local Sources
50.47%

Actual YTD by State Sources

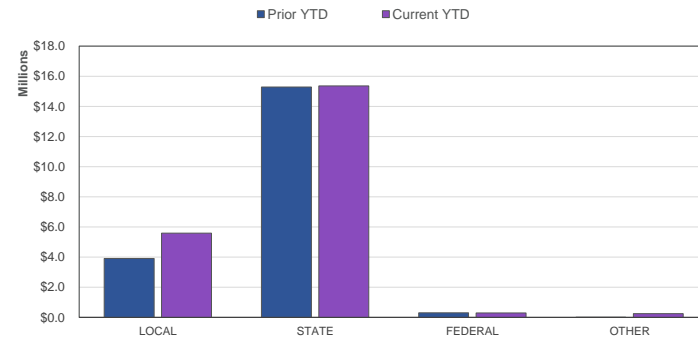


Projected YTD State Sources
62.50%

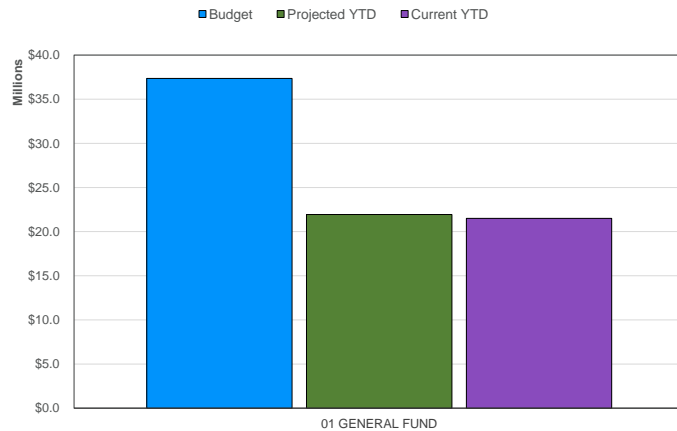
Top 10 General Fund Sources of Revenue (Year-to-Date)

General Education Aid	\$13,718,626.30
Prop Tax Levy	\$4,426,813.62
State Aid For Spec Education	\$1,267,015.60
Misc Local Revenue	\$498,940.55
Federal Aids & Grant	\$198,008.03
State Aids & Grants	\$152,297.95
Fees From Patrons	\$135,416.80
Gifts And Bequests	\$127,331.53
Real Property Sales	\$126,812.40
Endow Fund Apportion	\$121,274.69
Percent of Total Revenues Year-to-Date	96.62%

Revenue by Source | Prior YTD vs. Current YTD



Total Revenue | Budget / Projected YTD / Current YTD



Revenue by Source | Projected YTD vs. Current YTD

