



# Family

Full Organization  
Lake Bluff School District

December 2025

Dimensions

Dimension	Mean
Safety	4.35 + 0.01
School Environment	4.34 -0.02
Teachers	4.24 + 0.04
Student Learning	4.23 + 0.02
Principal	4.19 -0.09
School District	4.15 -0.09
Mission	4.09 -0.01
Superintendent	3.92 = 0.00

**SD** : Strongly Disagree    **D** : Disagree    **N** : Neutral    **A** : Agree    **SA** : Strongly Agree    **NA** : Not Applicable

Safety

Question	Mean	Distribution					
29. My child feels physically safe in school.	4.48 + 0.01	SD: 3 (0.93%) <b>N</b>	D: 3 (0.93%) <b>A</b>	N: 24 (7.48%)	A: 98 (30.53%)	SA: 193 (60.12%)	NA: 0 (0.00%) <b>SA</b>
30. My child is comfortable asking questions in her/his classes.	4.37 + 0.02	SD: 3 (0.93%) <b>N</b>	D: 6 (1.87%) <b>A</b>	N: 17 (5.30%)	A: 139 (43.30%)	SA: 155 (48.29%)	NA: 1 (0.31%) <b>SA</b>
31. My child is comfortable answering questions in her/his classes.	4.35 + 0.01	SD: 2 (0.62%) <b>N</b>	D: 4 (1.25%) <b>A</b>	N: 23 (7.17%)	A: 140 (43.61%)	SA: 149 (46.42%)	NA: 3 (0.93%) <b>SA</b>
32. My child feels safe expressing her/his opinions and beliefs at school.	4.22 + 0.04	SD: 4 (1.25%) <b>N</b>	D: 8 (2.49%) <b>A</b>	N: 38 (11.84%)	A: 132 (41.12%)	SA: 135 (42.06%)	NA: 4 (1.25%) <b>SA</b>

**SD** : Strongly Disagree    **D** : Disagree    **N** : Neutral    **A** : Agree    **SA** : Strongly Agree    **NA** : Not Applicable

## School Environment

Question	Mean	Distribution					
2. When I enter my child's school, the front office staff is helpful.	4.68 -0.02	SD: 3 (0.93%)	D: 7 (2.18%)	N: 11 (3.43%)	A: 45 (14.02%)	SA: 249 (77.57%)	NA: 6 (1.87%)
9. The school is clean and well-maintained.	4.64 + 0.01	SD: 2 (0.62%)	D: 2 (0.62%)	N: 2 (0.62%)	A: 96 (29.91%)	SA: 218 (67.91%)	NA: 1 (0.31%)
3. My child feels welcome in school.	4.60 -0.02	SD: 1 (0.31%)	D: 5 (1.56%)	N: 13 (4.05%)	A: 82 (25.55%)	SA: 220 (68.54%)	NA: 0 (0.00%)
1. I feel welcome when I come into my child's school.	4.53 + 0.03	SD: 6 (1.87%)	D: 5 (1.56%)	N: 17 (5.30%)	A: 77 (23.99%)	SA: 214 (66.67%)	NA: 2 (0.62%)
5. My child's school is a positive learning environment.	4.43 -0.04	SD: 1 (0.31%)	D: 10 (3.12%)	N: 19 (5.92%)	A: 112 (34.89%)	SA: 179 (55.76%)	NA: 0 (0.00%)
12. The school staff keeps sensitive information confidential.	4.34 + 0.05	SD: 1 (0.31%)	D: 6 (1.87%)	N: 29 (9.03%)	A: 118 (36.76%)	SA: 146 (45.48%)	NA: 21 (6.54%)
11. The bus drivers are responsible and trustworthy.	4.29 + 0.04	SD: 1 (0.31%)	D: 10 (3.12%)	N: 25 (7.79%)	A: 81 (25.23%)	SA: 115 (35.83%)	NA: 89 (27.73%)
4. My child looks forward to being in school each day.	4.17 -0.09	SD: 2 (0.62%)	D: 14 (4.36%)	N: 36 (11.21%)	A: 144 (44.86%)	SA: 125 (38.94%)	NA: 0 (0.00%)
10. The cafeteria provides high-quality meals.	3.30 -0.11	SD: 23 (7.17%)	D: 47 (14.64%)	N: 90 (28.04%)	A: 84 (26.17%)	SA: 48 (14.95%)	NA: 29 (9.03%)

**SD** : Strongly Disagree    **D** : Disagree    **N** : Neutral    **A** : Agree    **SA** : Strongly Agree    **NA** : Not Applicable

## Teachers

Question	Mean	Distribution					
21. Teachers treat me with respect.	4.62 + 0.04	SD: 1 (0.31%)	D: 1 (0.31%)	N: 7 (2.18%)	A: 99 (30.84%)	SA: 210 (65.42%)	NA: 3 (0.93%)
19. I feel comfortable approaching my child's teachers with questions or concerns.	4.57 + 0.05	SD: 1 (0.31%)	D: 5 (1.56%)	N: 12 (3.74%)	A: 94 (29.28%)	SA: 209 (65.11%)	NA: 0 (0.00%)
20. When I raise questions or concerns, my child's teachers respond in a timely manner.	4.53 + 0.04	SD: 1 (0.31%)	D: 4 (1.25%)	N: 17 (5.30%)	A: 100 (31.15%)	SA: 195 (60.75%)	NA: 4 (1.25%)
22. Teachers treat my child with respect.	4.52 -0.01	SD: 3 (0.93%)	D: 4 (1.25%)	N: 12 (3.74%)	A: 105 (32.71%)	SA: 197 (61.37%)	NA: 0 (0.00%)
23. Teachers give my child useful guidance and feedback.	4.28 -0.01	SD: 3 (0.93%)	D: 15 (4.67%)	N: 24 (7.48%)	A: 125 (38.94%)	SA: 152 (47.35%)	NA: 2 (0.62%)
28. My child's teachers grade assignments in a reasonable amount of time.	4.28 + 0.14	SD: 3 (0.93%)	D: 4 (1.25%)	N: 35 (10.90%)	A: 119 (37.07%)	SA: 133 (41.43%)	NA: 27 (8.41%)
24. Teachers hold my child accountable for meeting high expectations.	4.21 + 0.06	SD: 2 (0.62%)	D: 13 (4.05%)	N: 28 (8.72%)	A: 149 (46.42%)	SA: 127 (39.56%)	NA: 2 (0.62%)
25. The expectations in different teachers' classrooms are consistent throughout the day.	3.98 + 0.08	SD: 3 (0.93%)	D: 26 (8.10%)	N: 47 (14.64%)	A: 134 (41.74%)	SA: 101 (31.46%)	NA: 10 (3.12%)
27. My child shares with me that learning is fun in this school.	3.95 = 0.00	SD: 9 (2.80%)	D: 22 (6.85%)	N: 55 (17.13%)	A: 123 (38.32%)	SA: 109 (33.96%)	NA: 3 (0.93%)
26. My child's teachers reach out to me regularly with feedback about how my child is doing in school.	3.48 + 0.08	SD: 24 (7.48%)	D: 60 (18.69%)	N: 54 (16.82%)	A: 105 (32.71%)	SA: 78 (24.30%)	NA: 0 (0.00%)

**SD** : Strongly Disagree    **D** : Disagree    **N** : Neutral    **A** : Agree    **SA** : Strongly Agree    **NA** : Not Applicable

## Student Learning

Question	Mean	Distribution					
6. My child's school focuses on ensuring that every student has opportunities to learn.	4.30 -0.02	SD: 2 (0.62%)	D: 10 (3.12%)	N: 27 (8.41%)	A: 130 (40.50%)	SA: 149 (46.42%)	NA: 3 (0.93%)
8. My child is learning many valuable skills in this school.	4.27 + 0.04	SD: 2 (0.62%)	D: 11 (3.43%)	N: 30 (9.35%)	A: 133 (41.43%)	SA: 145 (45.17%)	NA: 0 (0.00%)
7. My child is meeting his/her learning goals.	4.11 + 0.03	SD: 3 (0.93%)	D: 21 (6.54%)	N: 32 (9.97%)	A: 146 (45.48%)	SA: 119 (37.07%)	NA: 0 (0.00%)

## Principal

Question	Mean	Distribution					
14. My child's principal is open to discussing any concerns or opinions I may have.	4.30 -0.11	SD: 6 (1.87%)	D: 5 (1.56%)	N: 37 (11.53%)	A: 96 (29.91%)	SA: 156 (48.60%)	NA: 21 (6.54%)
15. I feel comfortable calling my child's principal to share an observation.	4.24 -0.07	SD: 6 (1.87%)	D: 13 (4.05%)	N: 35 (10.90%)	A: 103 (32.09%)	SA: 154 (47.98%)	NA: 10 (3.12%)
17. My child's principal is fair.	4.23 -0.13	SD: 6 (1.87%)	D: 7 (2.18%)	N: 41 (12.77%)	A: 110 (34.27%)	SA: 144 (44.86%)	NA: 13 (4.05%)
18. My child's principal is doing an excellent job leading the school.	4.20 -0.14	SD: 8 (2.49%)	D: 14 (4.36%)	N: 41 (12.77%)	A: 99 (30.84%)	SA: 157 (48.91%)	NA: 2 (0.62%)
13. My child's principal values my opinion.	4.19 -0.12	SD: 5 (1.56%)	D: 9 (2.80%)	N: 48 (14.95%)	A: 106 (33.02%)	SA: 139 (43.30%)	NA: 14 (4.36%)
16. My child feels comfortable going to his/her principal with a question/problem.	3.96 + 0.03	SD: 7 (2.18%)	D: 13 (4.05%)	N: 77 (23.99%)	A: 90 (28.04%)	SA: 111 (34.58%)	NA: 23 (7.17%)

**SD** : Strongly Disagree    **D** : Disagree    **N** : Neutral    **A** : Agree    **SA** : Strongly Agree    **NA** : Not Applicable

## School District

Question	Mean	Distribution					
40. As a parent, I recommend this school district to my friends as a place to send their children.	4.30 -0.03	SD: 3 (0.93%) <b>N</b>	D: 10 (3.12%) <b>A</b>	N: 31 (9.66%) <b>A</b>	A: 119 (37.07%) <b>SA</b>	SA: 155 (48.29%) <b>SA</b>	NA: 3 (0.93%) <b>SA</b>
41. Overall, I am very satisfied with this school district as a place for my child to be educated.	4.28 -0.07	SD: 3 (0.93%) <b>N</b>	D: 11 (3.43%) <b>A</b>	N: 34 (10.59%) <b>A</b>	A: 117 (36.45%) <b>SA</b>	SA: 156 (48.60%) <b>SA</b>	NA: 0 (0.00%) <b>SA</b>
36. This school district is committed to quality work and excellence.	4.23 -0.04	SD: 3 (0.93%) <b>N</b>	D: 8 (2.49%) <b>A</b>	N: 41 (12.77%) <b>A</b>	A: 127 (39.56%) <b>SA</b>	SA: 141 (43.93%) <b>SA</b>	NA: 1 (0.31%) <b>SA</b>
39. I speak of this school district with pride.	4.23 -0.07	SD: 4 (1.25%) <b>N</b>	D: 9 (2.80%) <b>A</b>	N: 41 (12.77%) <b>A</b>	A: 121 (37.69%) <b>SA</b>	SA: 143 (44.55%) <b>SA</b>	NA: 3 (0.93%) <b>SA</b>
37. This school district does an excellent job of communicating with me using the website, social media and newsletters.	4.15 -0.15	SD: 5 (1.56%) <b>N</b>	D: 13 (4.05%) <b>A</b>	N: 44 (13.71%) <b>A</b>	A: 125 (38.94%) <b>SA</b>	SA: 134 (41.74%) <b>SA</b>	NA: 0 (0.00%) <b>SA</b>
38. This school district does an excellent job of communicating with me personally.	3.72 -0.17	SD: 12 (3.74%) <b>D</b>	D: 26 (8.10%) <b>N</b>	N: 86 (26.79%) <b>A</b>	A: 100 (31.15%) <b>A</b>	SA: 88 (27.41%) <b>SA</b>	NA: 9 (2.80%) <b>SA</b>

## Mission

Question	Mean	Distribution					
34. As a parent, I support our school district's mission.	4.21 + 0.01	SD: 0 (0.00%) <b>N</b>	D: 2 (0.62%) <b>A</b>	N: 50 (15.58%) <b>A</b>	A: 135 (42.06%) <b>SA</b>	SA: 119 (37.07%) <b>SA</b>	NA: 15 (4.67%) <b>SA</b>
33. As a parent, I am aware of our school district's mission.	4.04 -0.09	SD: 5 (1.56%) <b>D</b>	D: 20 (6.23%) <b>N</b>	N: 50 (15.58%) <b>A</b>	A: 123 (38.32%) <b>A</b>	SA: 119 (37.07%) <b>SA</b>	NA: 4 (1.25%) <b>SA</b>
35. As a parent, I actively contribute to the school district's success.	4.02 + 0.04	SD: 0 (0.00%) <b>N</b>	D: 10 (3.12%) <b>A</b>	N: 71 (22.12%) <b>A</b>	A: 136 (42.37%) <b>SA</b>	SA: 97 (30.22%) <b>SA</b>	NA: 7 (2.18%) <b>SA</b>

SD : Strongly Disagree

D : Disagree

N : Neutral

A : Agree

SA : Strongly Agree

NA : Not Applicable

Superintendent

Question	Mean	Distribution					
43. Overall, I feel that the superintendent of this district is doing an excellent job.	3.93 -0.05	SD: 10 (3.12%)	D: 11 (3.43%)	N: 87 (27.10%)	A: 80 (24.92%)	SA: 119 (37.07%)	NA: 14 (4.36%)
		<div><div></div><div></div><div>N</div><div>A</div><div>SA</div><div>NA</div></div>					
42. I feel comfortable approaching the school superintendent with a question or concern.	3.90 + 0.04	SD: 11 (3.43%)	D: 24 (7.48%)	N: 62 (19.31%)	A: 92 (28.66%)	SA: 113 (35.20%)	NA: 19 (5.92%)
		<div><div>D</div><div></div><div>N</div><div>A</div><div>SA</div><div>NA</div></div>					

Top Items

Question	Mean
2. When I enter my child's school, the front office staff is helpful.	4.68 -0.02
9. The school is clean and well-maintained.	4.64 + 0.01
21. Teachers treat me with respect.	4.62 + 0.04
3. My child feels welcome in school.	4.60 -0.02
19. I feel comfortable approaching my child's teachers with questions or concerns.	4.57 + 0.05








Bottom Items

Question	Mean
10. The cafeteria provides high-quality meals.	3.30 -0.11
26. My child's teachers reach out to me regularly with feedback about how my child is doing in school.	3.48 + 0.08
38. This school district does an excellent job of communicating with me personally.	3.72 -0.17
42. I feel comfortable approaching the school superintendent with a question or concern.	3.90 + 0.04
43. Overall, I feel that the superintendent of this district is doing an excellent job.	3.93 -0.05

## Family 3x3 Dimensions

Dimension	Mean
School Pride	4.21 -0.03
Service Quality	4.20 -0.06

## School Pride

Question	Mean	Distribution
5. My child's school is a positive learning environment.	4.43 -0.04	SD: 1 (0.31%) D: 10 (3.12%) N: 19 (5.92%) A: 112 (34.89%) SA: 179 (55.76%) NA: 0 (0.00%) 
40. As a parent, I recommend this school district to my friends as a place to send their children.	4.30 -0.03	SD: 3 (0.93%) D: 10 (3.12%) N: 31 (9.66%) A: 119 (37.07%) SA: 155 (48.29%) NA: 3 (0.93%) 
36. This school district is committed to quality work and excellence.	4.23 -0.04	SD: 3 (0.93%) D: 8 (2.49%) N: 41 (12.77%) A: 127 (39.56%) SA: 141 (43.93%) NA: 1 (0.31%) 
39. I speak of this school district with pride.	4.23 -0.07	SD: 4 (1.25%) D: 9 (2.80%) N: 41 (12.77%) A: 121 (37.69%) SA: 143 (44.55%) NA: 3 (0.93%) 
34. As a parent, I support our school district's mission.	4.21 + 0.01	SD: 0 (0.00%) D: 2 (0.62%) N: 50 (15.58%) A: 135 (42.06%) SA: 119 (37.07%) NA: 15 (4.67%) 
33. As a parent, I am aware of our school district's mission.	4.04 -0.09	SD: 5 (1.56%) D: 20 (6.23%) N: 50 (15.58%) A: 123 (38.32%) SA: 119 (37.07%) NA: 4 (1.25%) 
35. As a parent, I actively contribute to the school district's success.	4.02 + 0.04	SD: 0 (0.00%) D: 10 (3.12%) N: 71 (22.12%) A: 136 (42.37%) SA: 97 (30.22%) NA: 7 (2.18%) 

**SD** : Strongly Disagree

**D** : Disagree

**N** : Neutral

**A** : Agree

**SA** : Strongly Agree

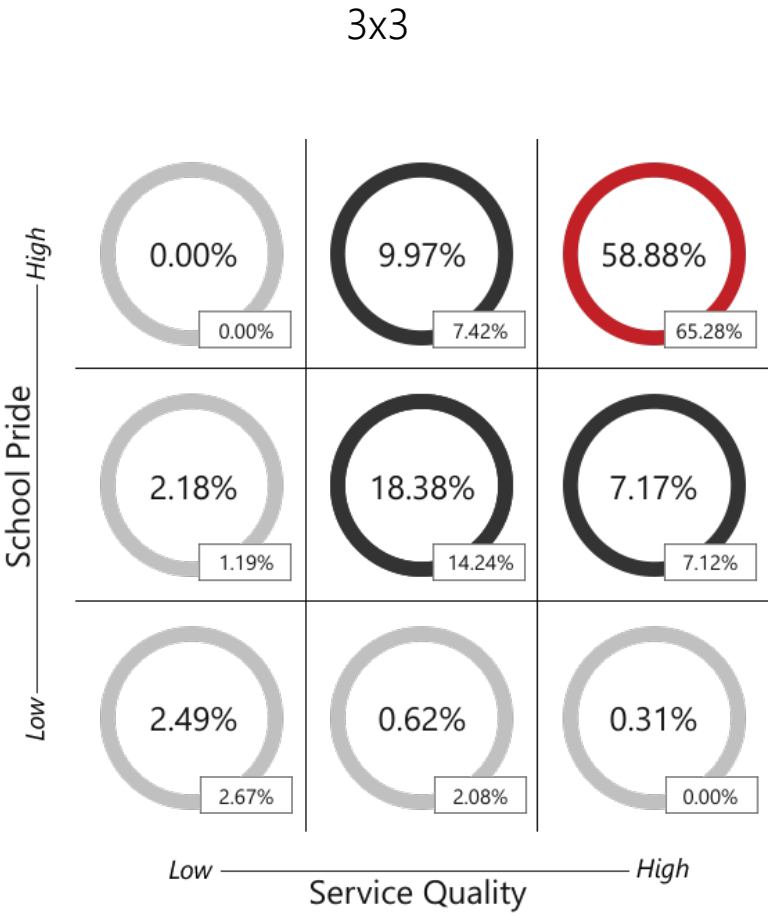
**NA** : Not Applicable

## Service Quality

Question	Mean	Distribution					
2. When I enter my child's school, the front office staff is helpful.	4.68 -0.02	SD: 3 (0.93%)	D: 7 (2.18%)	N: 11 (3.43%)	A: 45 (14.02%)	SA: 249 (77.57%)	NA: 6 (1.87%)
9. The school is clean and well-maintained.	4.64 + 0.01	SD: 2 (0.62%)	D: 2 (0.62%)	N: 2 (0.62%)	A: 96 (29.91%)	SA: 218 (67.91%)	NA: 1 (0.31%)
3. My child feels welcome in school.	4.60 -0.02	SD: 1 (0.31%)	D: 5 (1.56%)	N: 13 (4.05%)	A: 82 (25.55%)	SA: 220 (68.54%)	NA: 0 (0.00%)
1. I feel welcome when I come into my child's school.	4.53 + 0.03	SD: 6 (1.87%)	D: 5 (1.56%)	N: 17 (5.30%)	A: 77 (23.99%)	SA: 214 (66.67%)	NA: 2 (0.62%)
12. The school staff keeps sensitive information confidential.	4.34 + 0.05	SD: 1 (0.31%)	D: 6 (1.87%)	N: 29 (9.03%)	A: 118 (36.76%)	SA: 146 (45.48%)	NA: 21 (6.54%)
6. My child's school focuses on ensuring that every student has opportunities to learn.	4.30 -0.02	SD: 2 (0.62%)	D: 10 (3.12%)	N: 27 (8.41%)	A: 130 (40.50%)	SA: 149 (46.42%)	NA: 3 (0.93%)
14. My child's principal is open to discussing any concerns or opinions I may have.	4.30 -0.11	SD: 6 (1.87%)	D: 5 (1.56%)	N: 37 (11.53%)	A: 96 (29.91%)	SA: 156 (48.60%)	NA: 21 (6.54%)
11. The bus drivers are responsible and trustworthy.	4.29 + 0.04	SD: 1 (0.31%)	D: 10 (3.12%)	N: 25 (7.79%)	A: 81 (25.23%)	SA: 115 (35.83%)	NA: 89 (27.73%)
41. Overall, I am very satisfied with this school district as a place for my child to be educated.	4.28 -0.07	SD: 3 (0.93%)	D: 11 (3.43%)	N: 34 (10.59%)	A: 117 (36.45%)	SA: 156 (48.60%)	NA: 0 (0.00%)
15. I feel comfortable calling my child's principal to share an observation.	4.24 -0.07	SD: 6 (1.87%)	D: 13 (4.05%)	N: 35 (10.90%)	A: 103 (32.09%)	SA: 154 (47.98%)	NA: 10 (3.12%)
17. My child's principal is fair.	4.23 -0.13	SD: 6 (1.87%)	D: 7 (2.18%)	N: 41 (12.77%)	A: 110 (34.27%)	SA: 144 (44.86%)	NA: 13 (4.05%)
18. My child's principal is doing an excellent job leading the school.	4.20 -0.14	SD: 8 (2.49%)	D: 14 (4.36%)	N: 41 (12.77%)	A: 99 (30.84%)	SA: 157 (48.91%)	NA: 2 (0.62%)
13. My child's principal values my opinion.	4.19 -0.12	SD: 5 (1.56%)	D: 9 (2.80%)	N: 48 (14.95%)	A: 106 (33.02%)	SA: 139 (43.30%)	NA: 14 (4.36%)

**SD** : Strongly Disagree    **D** : Disagree    **N** : Neutral    **A** : Agree    **SA** : Strongly Agree    **NA** : Not Applicable

Question	Mean	Distribution					
4. My child looks forward to being in school each day.	4.17 -0.09	SD: 2 (0.62%)	D: 14 (4.36%)	N: 36 (11.21%)	A: 144 (44.86%)	SA: 125 (38.94%)	NA: 0 (0.00%)
37. This school district does an excellent job of communicating with me using the website, social media and newsletters.	4.15 -0.15	SD: 5 (1.56%)	D: 13 (4.05%)	N: 44 (13.71%)	A: 125 (38.94%)	SA: 134 (41.74%)	NA: 0 (0.00%)
16. My child feels comfortable going to his/her principal with a question/problem.	3.96 + 0.03	SD: 7 (2.18%)	D: 13 (4.05%)	N: 77 (23.99%)	A: 90 (28.04%)	SA: 111 (34.58%)	NA: 23 (7.17%)
43. Overall, I feel that the superintendent of this district is doing an excellent job.	3.93 -0.05	SD: 10 (3.12%)	D: 11 (3.43%)	N: 87 (27.10%)	A: 80 (24.92%)	SA: 119 (37.07%)	NA: 14 (4.36%)
42. I feel comfortable approaching the school superintendent with a question or concern.	3.90 + 0.04	SD: 11 (3.43%)	D: 24 (7.48%)	N: 62 (19.31%)	A: 92 (28.66%)	SA: 113 (35.20%)	NA: 19 (5.92%)
38. This school district does an excellent job of communicating with me personally.	3.72 -0.17	SD: 12 (3.74%)	D: 26 (8.10%)	N: 86 (26.79%)	A: 100 (31.15%)	SA: 88 (27.41%)	NA: 9 (2.80%)
10. The cafeteria provides high-quality meals.	3.30 -0.11	SD: 23 (7.17%)	D: 47 (14.64%)	N: 90 (28.04%)	A: 84 (26.17%)	SA: 48 (14.95%)	NA: 29 (9.03%)



## All Items

Question	Dimension	Mean
2. When I enter my child's school, the front office staff is helpful.	School Environment	4.68 -0.02
9. The school is clean and well-maintained.	School Environment	4.64 + 0.01
21. Teachers treat me with respect.	Teachers	4.62 + 0.04
3. My child feels welcome in school.	School Environment	4.60 -0.02
19. I feel comfortable approaching my child's teachers with questions or concerns.	Teachers	4.57 + 0.05
1. I feel welcome when I come into my child's school.	School Environment	4.53 + 0.03
20. When I raise questions or concerns, my child's teachers respond in a timely manner.	Teachers	4.53 + 0.04
22. Teachers treat my child with respect.	Teachers	4.52 -0.01
29. My child feels physically safe in school.	Safety	4.48 + 0.01
5. My child's school is a positive learning environment.	School Environment	4.43 -0.04
30. My child is comfortable asking questions in her/his classes.	Safety	4.37 + 0.02
31. My child is comfortable answering questions in her/his classes.	Safety	4.35 + 0.01
12. The school staff keeps sensitive information confidential.	School Environment	4.34 + 0.05
6. My child's school focuses on ensuring that every student has opportunities to learn.	Student Learning	4.30 -0.02
14. My child's principal is open to discussing any concerns or opinions I may have.	Principal	4.30 -0.11
40. As a parent, I recommend this school district to my friends as a place to send their children.	School District	4.30 -0.03
11. The bus drivers are responsible and trustworthy.	School Environment	4.29 + 0.04
41. Overall, I am very satisfied with this school district as a place for my child to be educated.	School District	4.28 -0.07

Question	Dimension	Mean
28. My child's teachers grade assignments in a reasonable amount of time.	Teachers	4.28 + 0.14
23. Teachers give my child useful guidance and feedback.	Teachers	4.28 -0.01
8. My child is learning many valuable skills in this school.	Student Learning	4.27 + 0.04
15. I feel comfortable calling my child's principal to share an observation.	Principal	4.24 -0.07
36. This school district is committed to quality work and excellence.	School District	4.23 -0.04
39. I speak of this school district with pride.	School District	4.23 -0.07
17. My child's principal is fair.	Principal	4.23 -0.13
32. My child feels safe expressing her/his opinions and beliefs at school.	Safety	4.22 + 0.04
34. As a parent, I support our school district's mission.	Mission	4.21 + 0.01
24. Teachers hold my child accountable for meeting high expectations.	Teachers	4.21 + 0.06
18. My child's principal is doing an excellent job leading the school.	Principal	4.20 -0.14
13. My child's principal values my opinion.	Principal	4.19 -0.12
4. My child looks forward to being in school each day.	School Environment	4.17 -0.09
37. This school district does an excellent job of communicating with me using the website, social media and newsletters.	School District	4.15 -0.15
7. My child is meeting his/her learning goals.	Student Learning	4.11 + 0.03
33. As a parent, I am aware of our school district's mission.	Mission	4.04 -0.09
35. As a parent, I actively contribute to the school district's success.	Mission	4.02 + 0.04

Question	Dimension	Mean
25. The expectations in different teachers' classrooms are consistent throughout the day.	Teachers	3.98 + 0.08
16. My child feels comfortable going to his/her principal with a question/problem.	Principal	3.96 + 0.03
27. My child shares with me that learning is fun in this school.	Teachers	3.95 = 0.00
43. Overall, I feel that the superintendent of this district is doing an excellent job.	Superintendent	3.93 -0.05
42. I feel comfortable approaching the school superintendent with a question or concern.	Superintendent	3.90 + 0.04
38. This school district does an excellent job of communicating with me personally.	School District	3.72 -0.17
26. My child's teachers reach out to me regularly with feedback about how my child is doing in school.	Teachers	3.48 + 0.08
10. The cafeteria provides high-quality meals.	School Environment	3.30 -0.11