



WAUNAKEE

COMMUNITY SCHOOL DISTRICT

Curriculum Committee
November 24, 2025

What's the Role of Student Services?



SECOND STEP®



WAUNAKEE
COMMUNITY SCHOOL DISTRICT

District Continuous Improvement

Definition

Social Emotional Learning (SEL) is the process through which all young people and adults acquire and apply the knowledge, skills, and attitudes to develop healthy identities, manage emotions and achieve personal and collective goals, feel and show empathy for others, establish and maintain supportive relationships, and make responsible and caring decisions (Collaborative for Academic, Social, and Emotional Learning, CASEL).

Why this matters?

Research shows that an education that promotes SEL has a positive impact on a wide range of outcomes, including academic performance, healthy relationships, mental wellness, and more (CASEL).

Goal

By the end of the 2025-2026 school year, we will establish baseline data between content that is universally taught (Second Step lessons K-8), reported (K-6 work habits), and recorded (NextPath referrals K-12).

Metrics

Significantly Exceeds Expectations	83%-100%
Exceeds Expectations	70%-82.9%
Meets Expectations	58%-69.9%
Meets Some Expectations	48%-57.9%
Below Expectations	0.0%-47.9%



District Continuous Improvement - First Look

Arboretum Elementary School

[Baseline Data Link](#)

Heritage Elementary School

[Baseline Data Link](#)

Prairie Elementary School

[Baseline Data Link](#)

Waunakee Intermediate School

[Baseline Data Link](#)



WAUNAKEE
COMMUNITY SCHOOL DISTRICT

District Continuous Improvement - Intervening and Support

- Tier 2 Problem-Solving Teams
- Attendance Monitoring and Family Outreach
- Building Bridges - 90 Day School/Home Support
- Individual Counseling
- Psychotherapy Center of Waunakee
- Everyone's Favorite - Therapy Dogs!! Thank you BoE!!



Tucker - PES



Riggins - HES

Data Trends Worth Noting

Attendance - Collaborative Efforts

SCHOOL	Feb 7	Mar 20	Apr 20	May 20	June 9	Sept 24	Oct 23	Nov 14
AES	87.10%	83.90%	85.30%	88%	89.60%	91.70%	93.60%	92.90%
HES	88.30%	88%	87.80%	89.10%	90.90%	91%	93.70%	93.20%
PES	91%	90%	91.20%	91.30%	92.60%	90.40%	93.50%	91.50%
IS	84.50%	81.70%	82.50%	81.70%	83.10%	89.80%	92.50%	91%
MS	84.50%	83.40%	85%	85.50%	85.80%	91.20%	93.20%	90.10%
HS	87%	83.40%	82.30%	83%	86.90%	90.10%	91.40%	88.90%
District	86.50%	87.50%	84.50%	85.30%	87.50%	90.20%	92.30%	90.30%



Data Trends Worth Noting

Class of 2030 - 5th vs. 7th

Universal Screener Summary
WIS Fall 2022 BESS



Waunakee Community School District
10/24/2022 - 11/18/2022, Behavioral and Emotional Risk Index

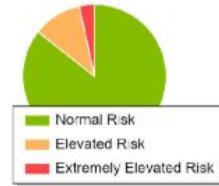
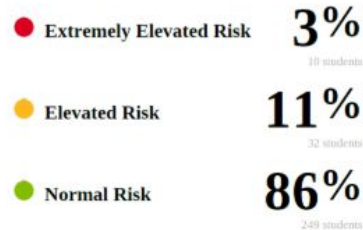
Behavioral and Emotional Risk Index BESS-3 (Student)



Universal Screener Summary
WMS 2024-25 BASC-BESS 7th
Waunakee Community Middle School
10/07/2024 - 11/25/2024, Behavioral and Emotional Risk Index




Behavioral and Emotional Risk Index BESS-3 (Student)



Data Trends Worth Noting

Class of 2029 7th Grade vs. 9th Grade

Universal Screener Summary 
WCHS 2025-2026 9th BASC-3 BESS
Waunakee Community High School
10/13/2025 - 11/07/2025, Behavioral and Emotional Risk Index

Universal Screener Summary 
Fall 2023 WMS BASC-3 BESS
Waunakee Community Middle School
11/01/2023 - 11/13/2023, Behavioral and Emotional Risk Index



Data Trends Worth Noting

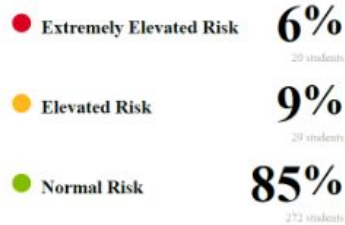
Class of 2028 7th Grade vs. 9th Grade

Universal Screener Summary
7th Grade Fall 2022 BASC-3 BESS



Waunakee Community School District
10/24/2022 - 11/18/2022, Behavioral and Emotional Risk Index

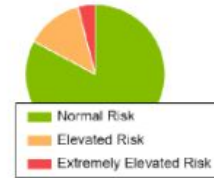
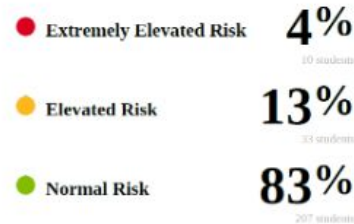
Behavioral and Emotional Risk Index BESS-3 (Student)



Universal Screener Summary
9th Grade BASC-3 BESS OCT 2024
Waunakee Community High School
10/14/2024 - 11/08/2024, Behavioral and Emotional Risk Index



Behavioral and Emotional Risk Index BESS-3 (Student)



WAUNAKEE
COMMUNITY SCHOOL DISTRICT

Data Trends Worth Noting - MV

McKinney Vento - federal law for students who lack a “fixed, regular, and adequate” nighttime residence. Ensures children and youth have immediate access to education and the right to stay at their “school of origin”.

2019-2020	2020-2021	2021-2022	2022-2023	2023-2024	2024-2025	Nov 2025
13	25	41	42	55	46	27

Data Trends Worth Noting Health Office

District-Wide Data	2023-2024 / 2024-2025
Number of Office Visits	26,721 / 32,796
Number of students with emergency medications (epipens, inhalers, seizure medication, diabetic medication)	178 / 199
Number of daily medications administered	4968 / 8350
Number of students that received hearing screening	290 / 263
Number of students that received vision screening	1476 / 1465
Number of students who received on- site dental care at school	126 / 157



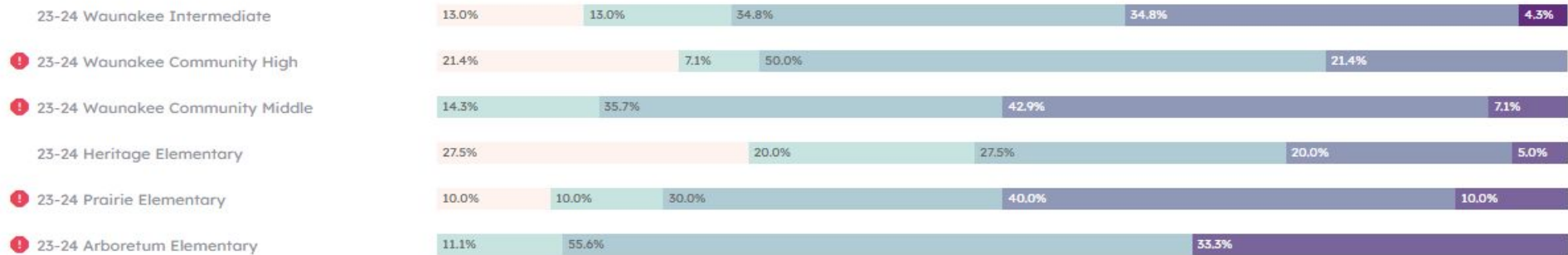
Data Trends Worth Noting EL Students

2021-2022	2022-2023	2023-2024	2024-2025	Nov 2025
124	137	148	167	149
2.8%	3.1%	3.4%	3.8%	3.3%

Data Trends Worth Noting ACCESS

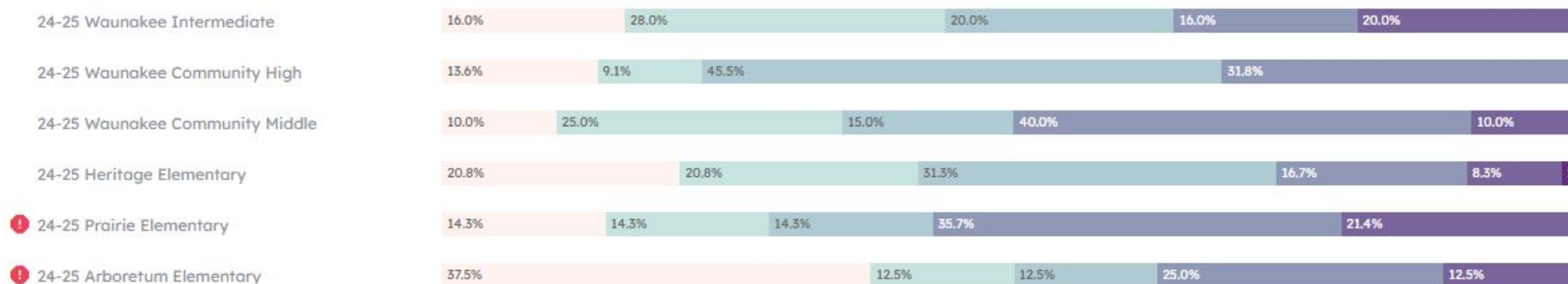
By School

Order: School ▾



By School

Order: School ▾

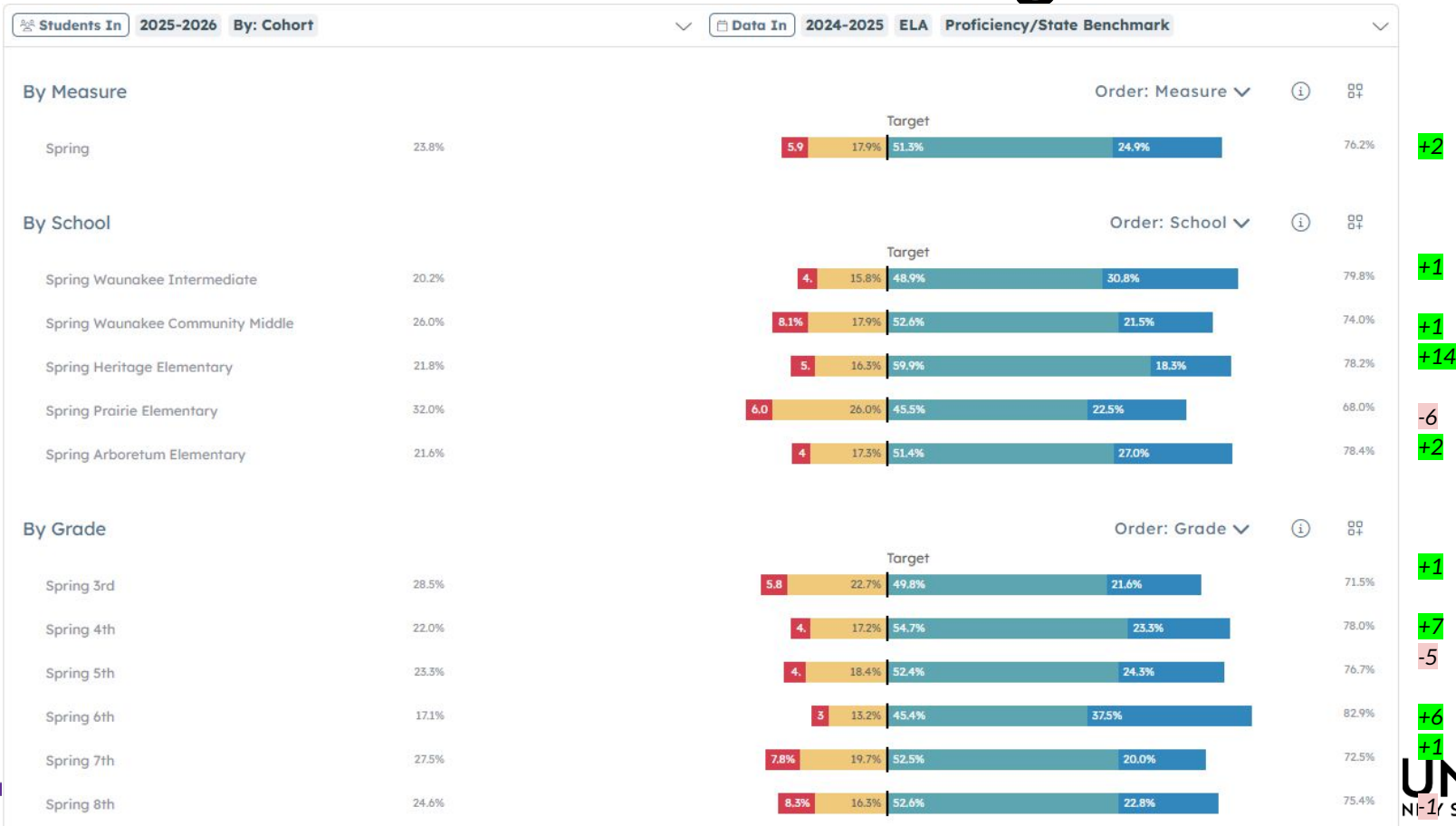


WAUNAKEE
COMMUNITY SCHOOL DISTRICT

Data Trends Worth Noting FORWARD



Data Trends Worth Noting FORWARD



District Priorities

1. Continue to build systems for connection, belonging, and engagement
2. Maximize our professional gifts by matching adults where the students' needs reside
3. Increase capacity in all staff for social-emotional wellness/learning opportunities (Restorative Practices, Culturally Responsive Practices, Trauma-Sensitive Approaches, etc.)



Student Services Staffing Comparables

School Nurses

Staffing Comparables for Year: ☐ 2024 ☒ 2025

Your report Statting is being e
This might take a few minutes

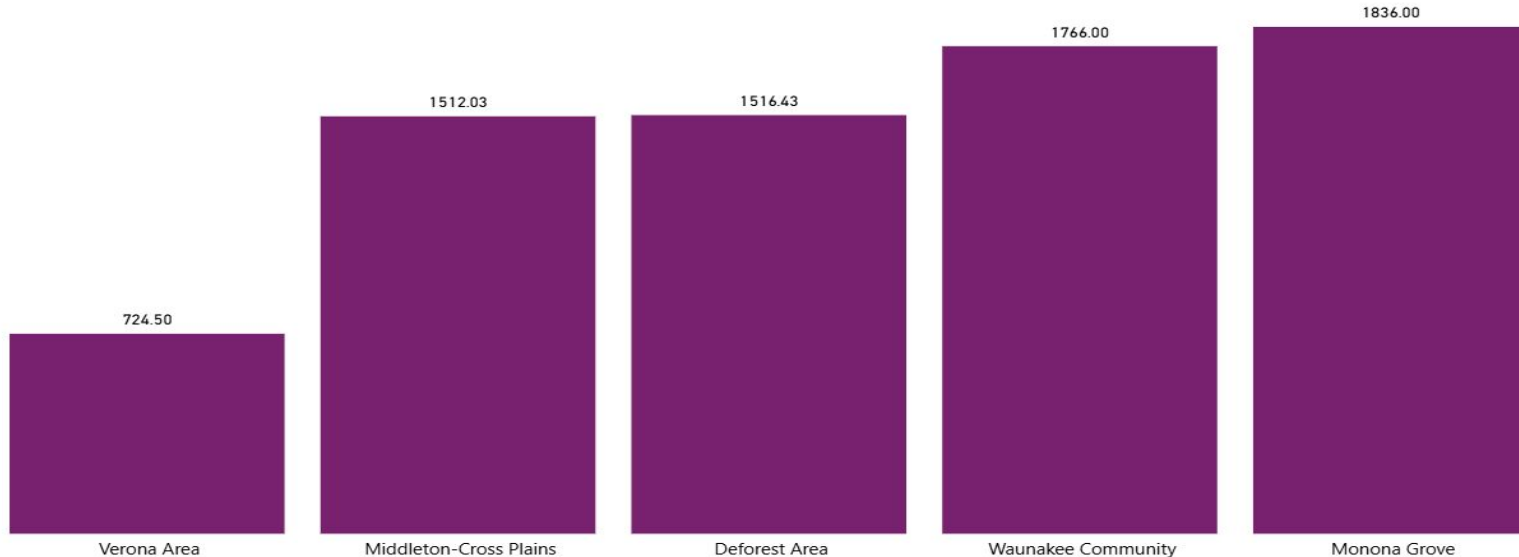
Assignment Position

Multiple selections

Assignment Area

All

Student:Staff Ratio



WAUNAKEE
COMMUNITY SCHOOL DISTRICT

Student Services Staffing Comparables

School Counselors

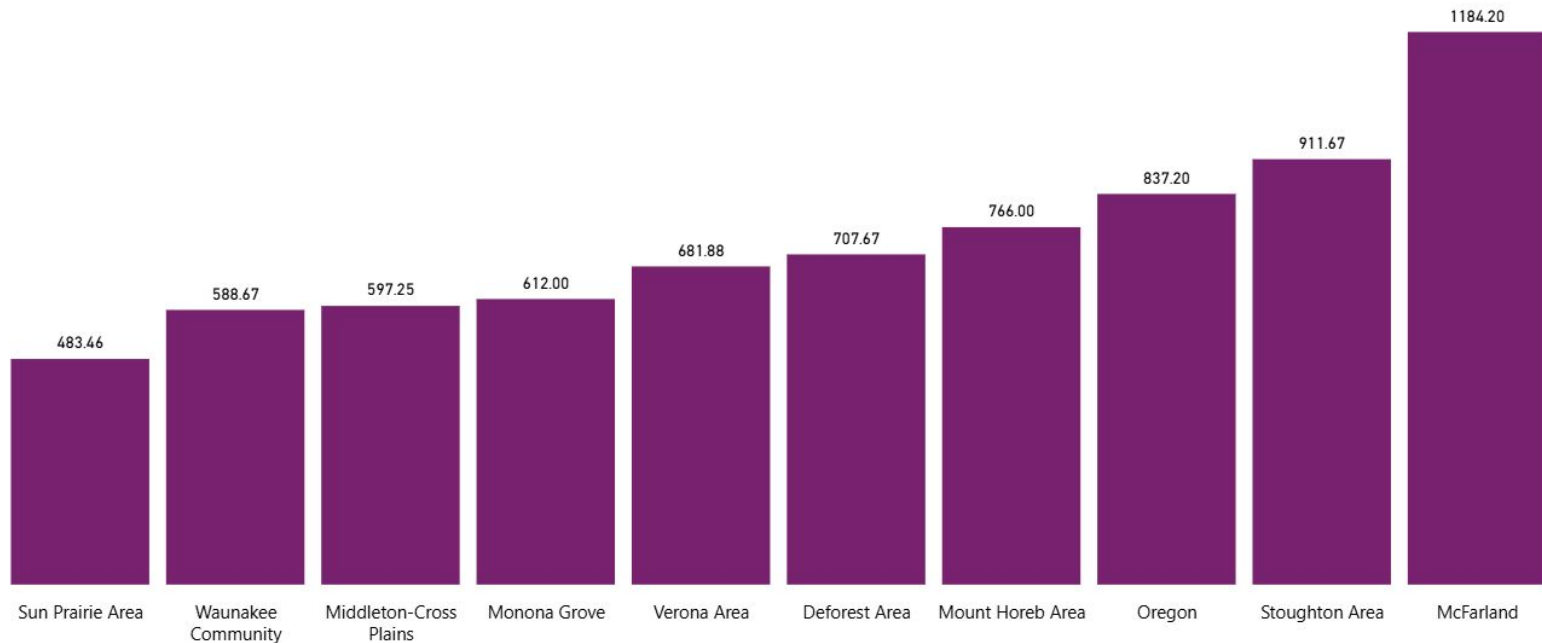
Assignment Position

School Social Worker

Assignment Area

All

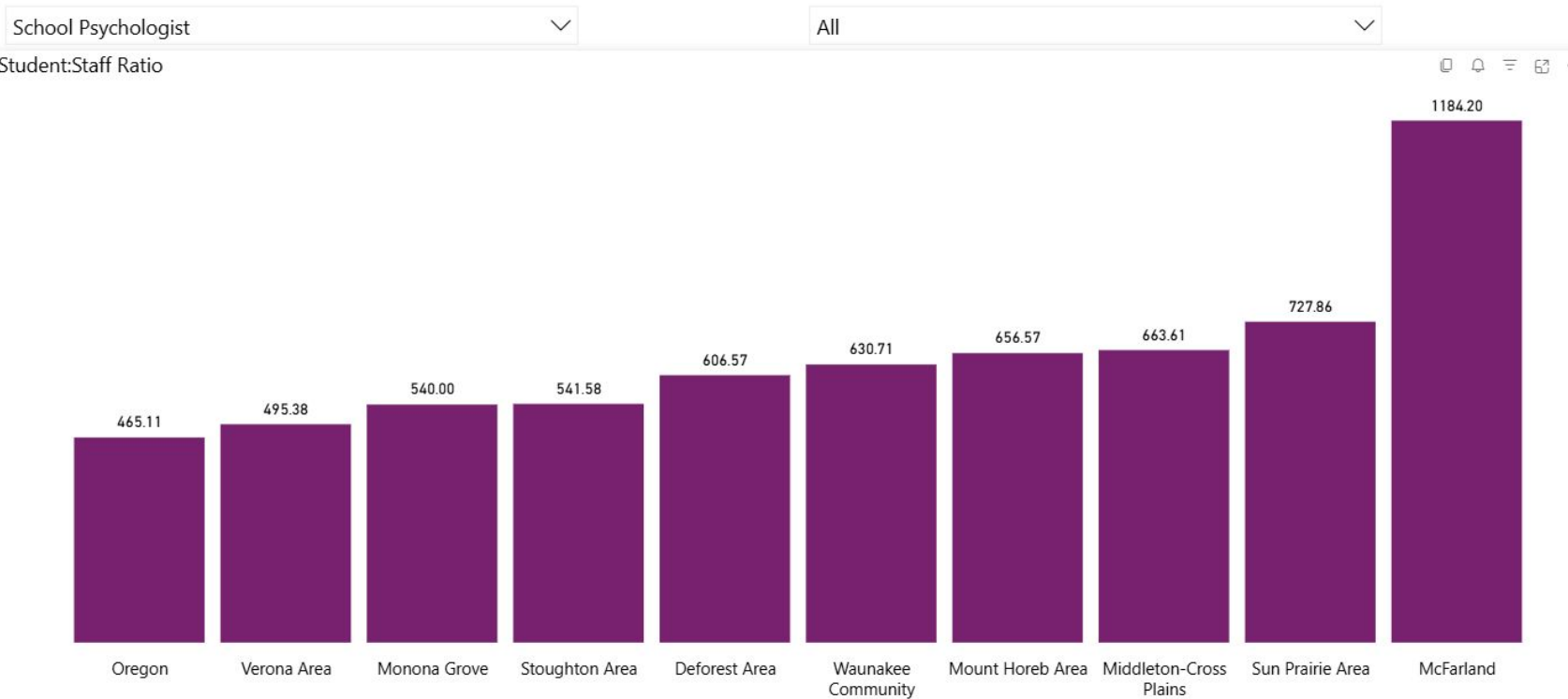
Student:Staff Ratio



WAUNAKEE
COMMUNITY SCHOOL DISTRICT

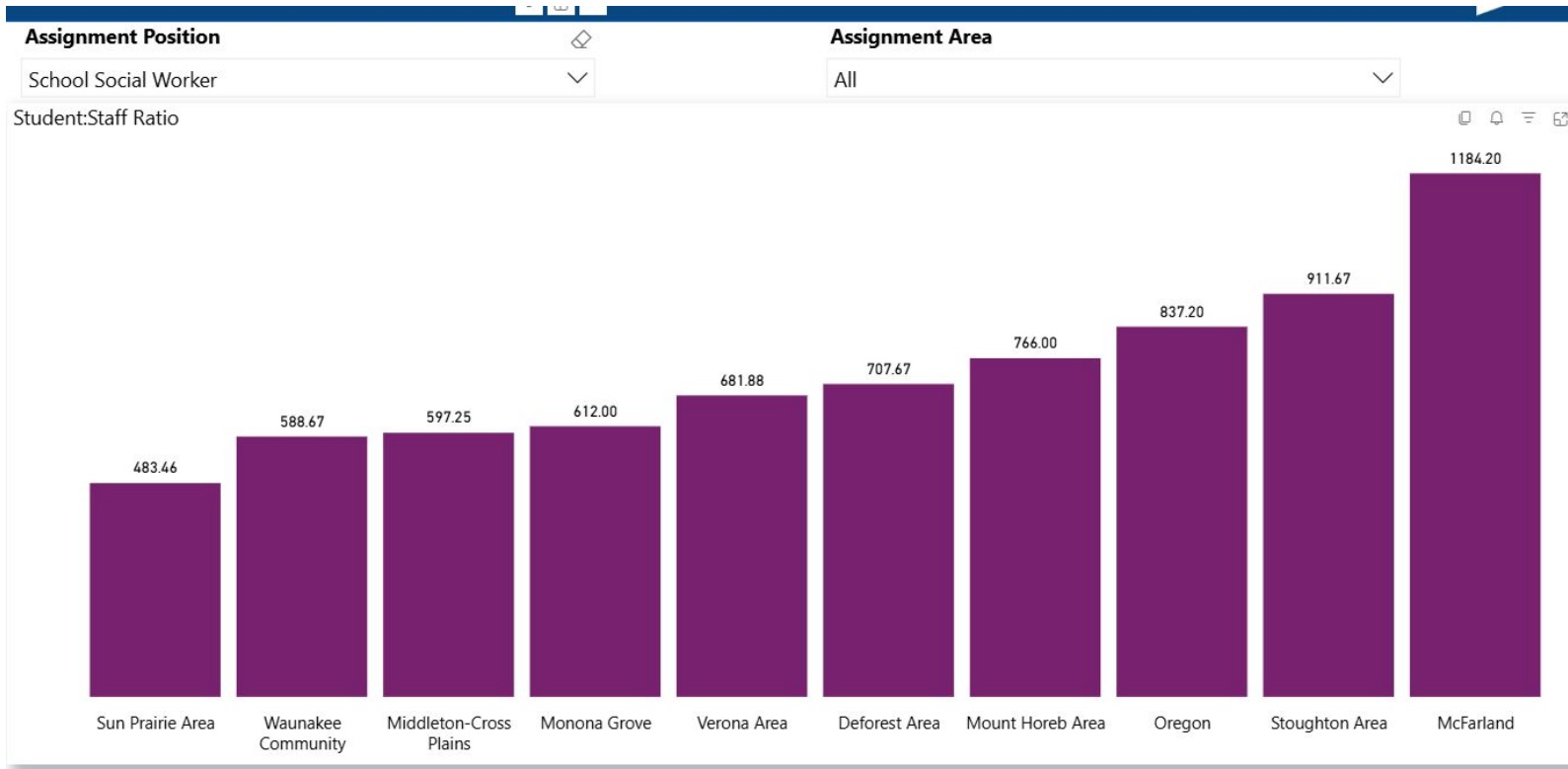
Student Services Staffing Comparables

School Psychologists



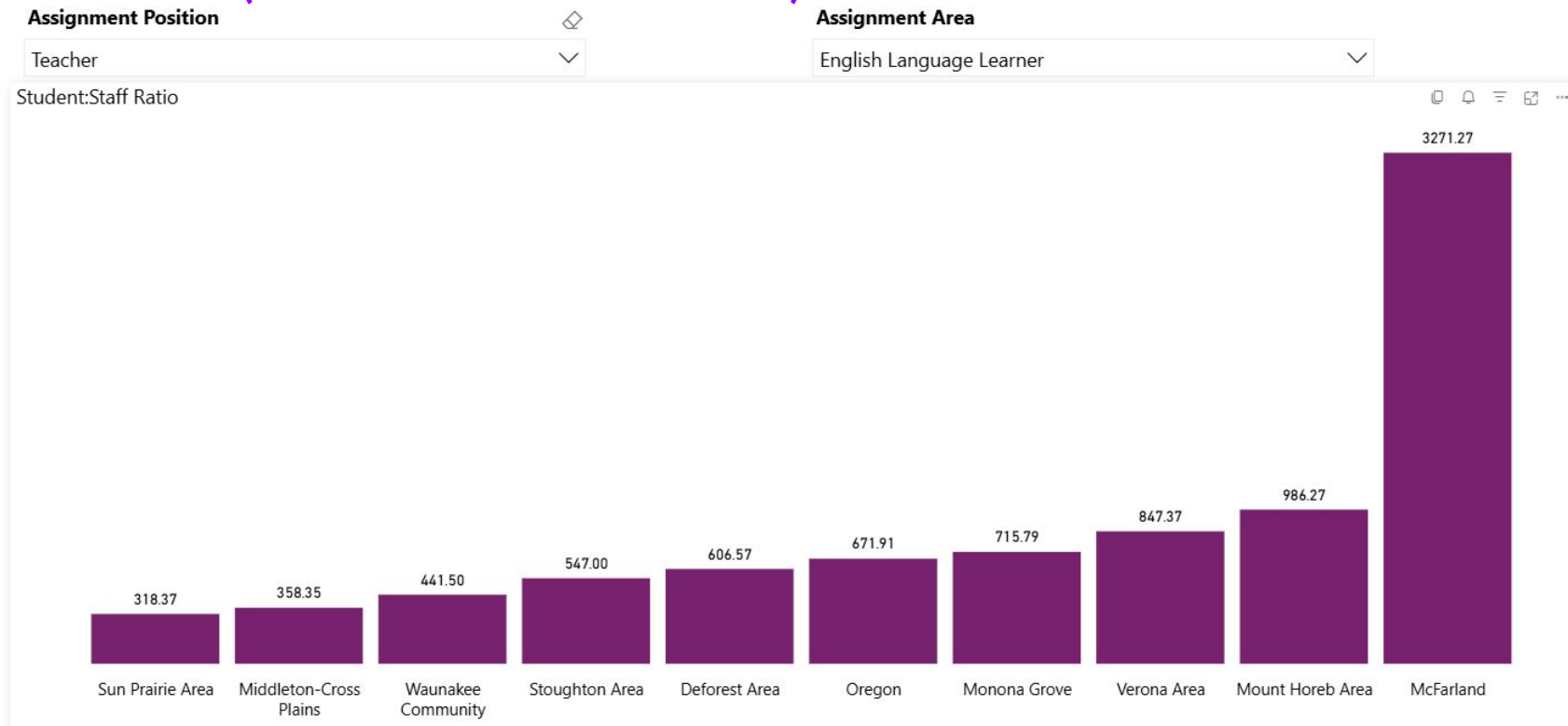
Student Services Staffing Comparables

School Social Workers



Student Services Staffing Comparables

EL Teachers (to overall student numbers)



Staffing Priorities

1. Bilingual Counselor Vacancy
2. Continue monitoring support as Bilingual Program rolls up
3. Increase Nurse Time
 - a. Creative distribution without adding FTE



District Challenges (Keep Perspective)

1. Level of service and expectation
2. Depth of mental health needs is real and palpable
3. Declining enrollment overall equates to declining enrollment in our programs as well
4. Grant funding - a HUGE source of our resources
5. Families have immense barriers



What questions can I answer?



<https://www.linkedin.com/pulse/100-questions-answers-collaboration-communities-stan-garfield>