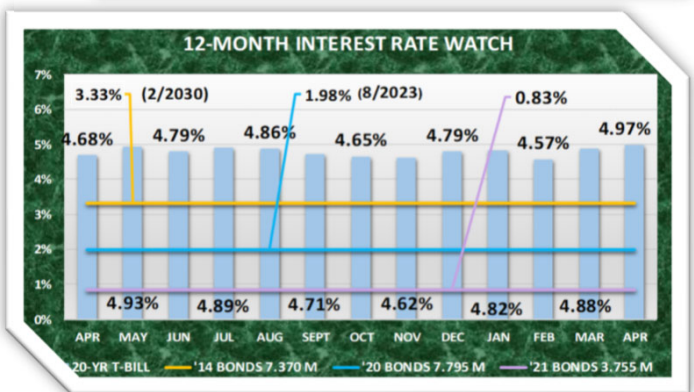
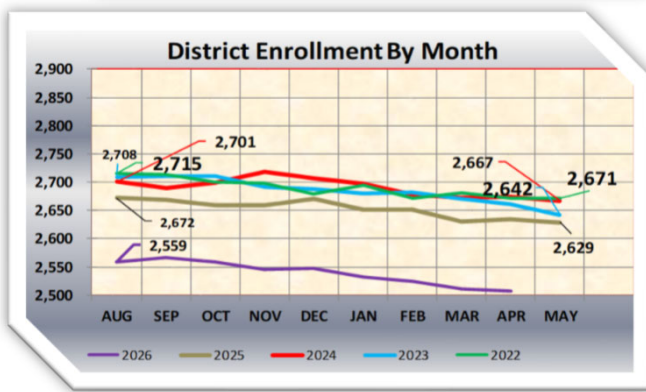
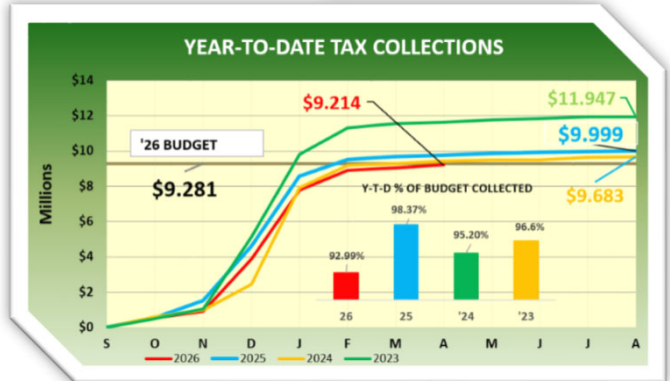
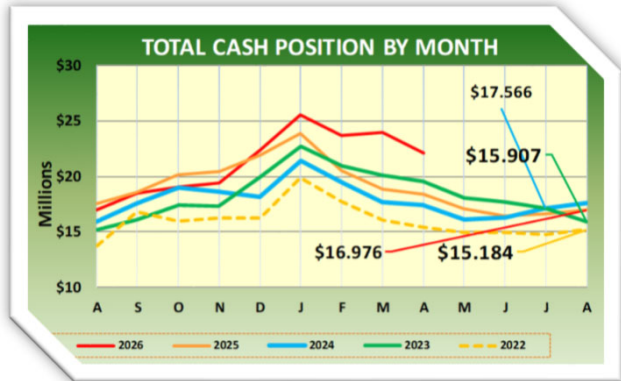
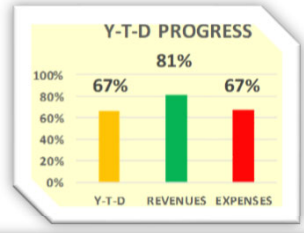


FY26 STATE PROJECTED
As of March 2026
projected state payment
\$21,342,976
COMPARED TO BUDGET
\$21,917,885

GATESVILLE ISD

VITAL SIGNS

April 30, 2026



ENROLLMENT BY GRADE (April 30)

Grade	2020	2021	2022	2023	2024	2025	2026
EE	13	13	12	9	25	25	37
PK	45	66	70	87	78	78	82
KD	212	199	177	183	194	176	179
1	189	215	214	185	195	186	192
2	206	183	205	217	196	213	206
3	209	198	186	208	215	203	206
4	215	209	189	189	208	204	196
5	212	206	208	213	197	209	210
6	198	214	212	213	210	186	183
7	227	202	211	216	210	193	193
8	197	223	203	213	212	205	201
9	246	208	236	212	209	209	193
10	208	231	184	215	198	199	188
11	201	214	210	175	203	178	172
12	199	196	198	203	173	208	197

ENROLLMENT CHANGE FROM LAST MONTH: -3												ENROLLMENT CHANGE FROM LAST YEAR: -127																	
EE	PK	KD	1	2	3	4	5	6	7	8	9	10	11	12	EE	PK	KD	1	2	3	4	5	6	7	8	9	10	11	12
2	0	0	2	2	0	-1	4	-2	-1	-2	-3	0	-3	-1	-16	4	-19	-11	-29	0	-4	-12	23	-7	-15	-2	-3	-8	-28
PRI: 2			ELE: 4			INT: 1			JH: -3			HS: -7			PRI: -31			ELE: -40			INT: 7			JH: -22			HS: -41		

2025-2026 ATTENDANCE BY GRADE LEVEL (AUG 13 - APR 30)

GRADE:	EE	PK	K	1	2	3	4	5	6	7	8	9	10	11	12	GISD
JAN	89.17%	92.00%	95.84%	95.90%	95.79%	96.54%	95.67%	95.71%	95.93%	95.73%	95.46%	93.02%	92.98%	92.17%	90.98%	94.72%
+/- DEC	94.55% (+1.10%)			96.10% (+0.41%)			95.77% (+0.71%)			95.60% (+1.83%)			92.34% (-0.06%)			(+0.63%)
CAMPUS	PRIMARY			ELEMENTARY			INTERMEDIATE			JUNIOR HIGH			HIGH SCHOOL			GISD
Y-T-D	89.05%	92.87%	95.24%	95.63%	95.65%	96.19%	95.38%	94.96%	94.97%	95.40%	94.34%	93.39%	93.03%	92.39%	91.31%	94.44%
+/- '26	94.36% (+0.05%)			95.84% (+0.04%)			95.10% (+0.10%)			94.87% (-0.12%)			92.59% (0.00%)			(+0.06%)
CAMPUS	PRIMARY			ELEMENTARY			INTERMEDIATE			JUNIOR HIGH			HIGH SCHOOL			GISD