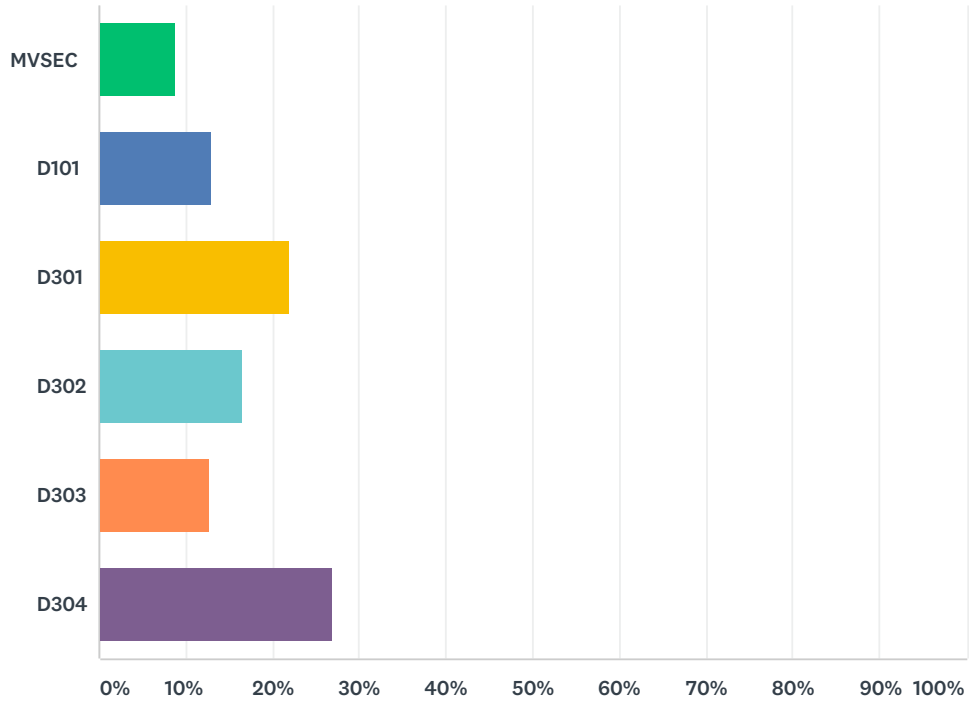


Q1 My Employer is:

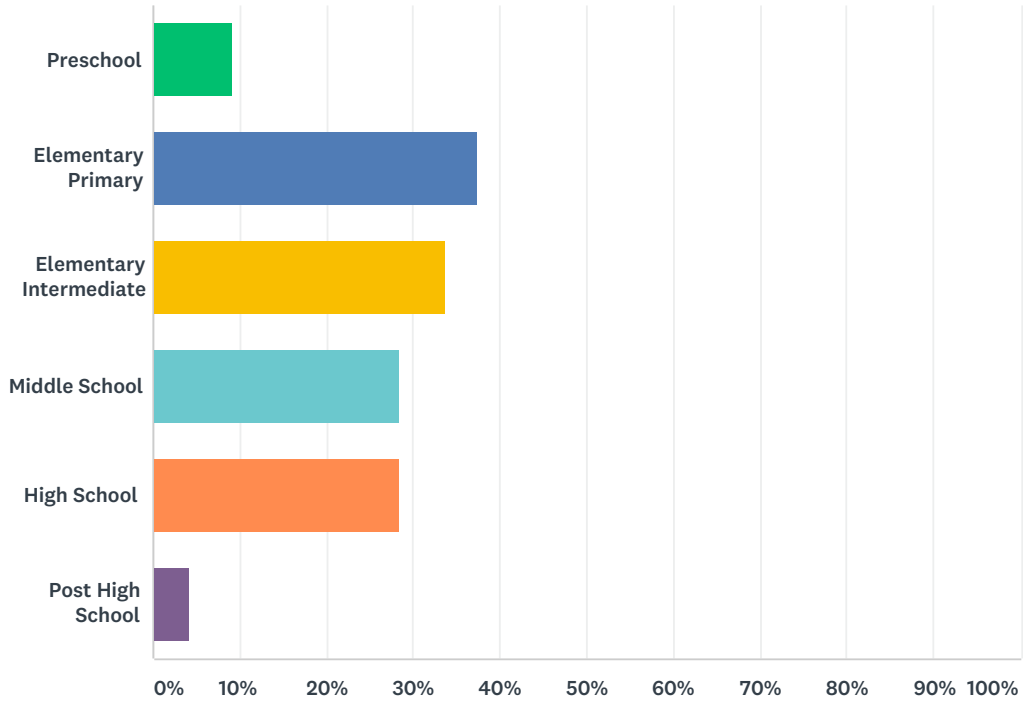
Answered: 515 Skipped: 0



ANSWER CHOICES	RESPONSES	
MVSEC	8.74%	45
D101	13.01%	67
D301	21.94%	113
D302	16.50%	85
D303	12.82%	66
D304	26.99%	139
TOTAL		515

Q2 Age Range of Students (Check all that apply.)

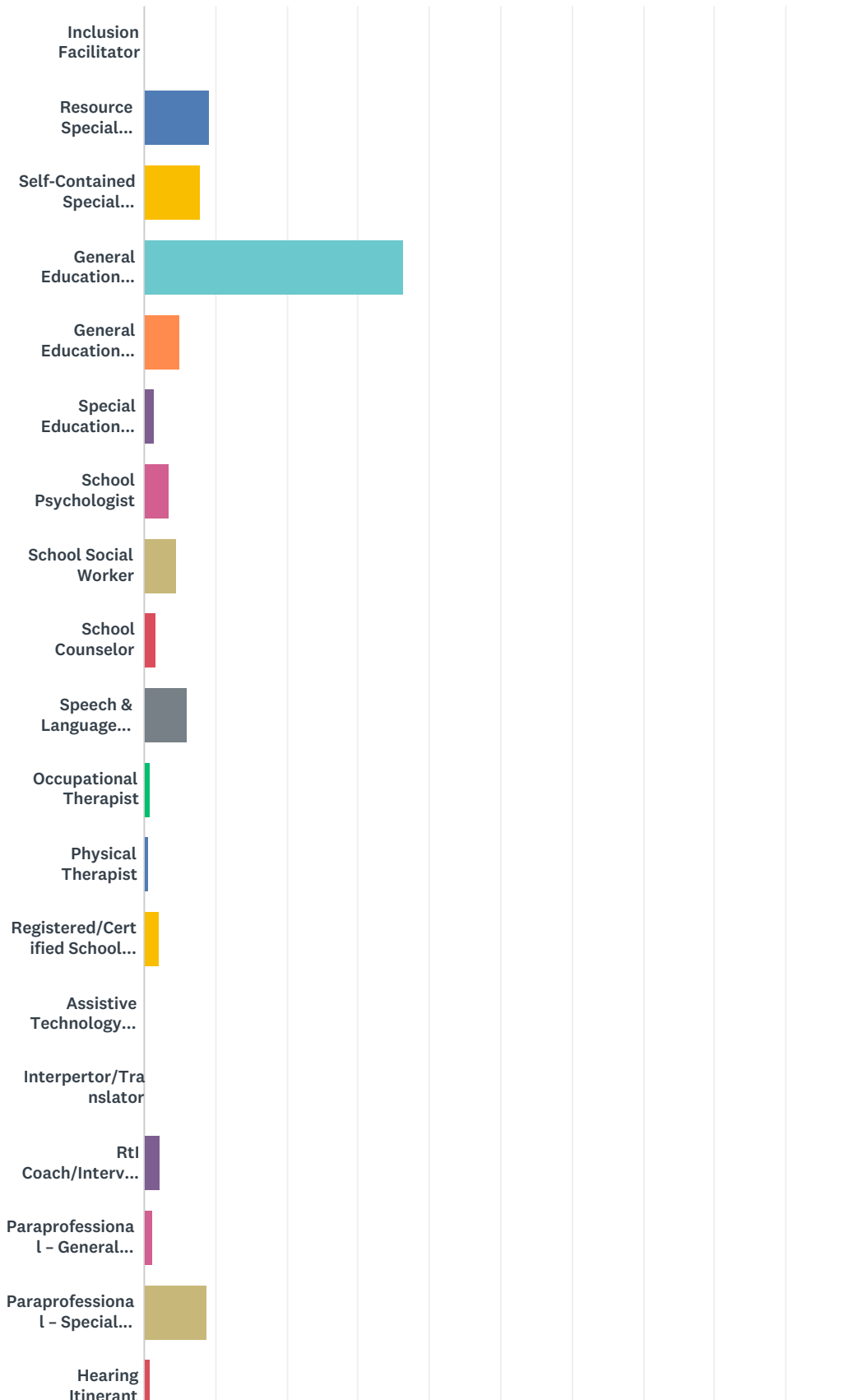
Answered: 515 Skipped: 0



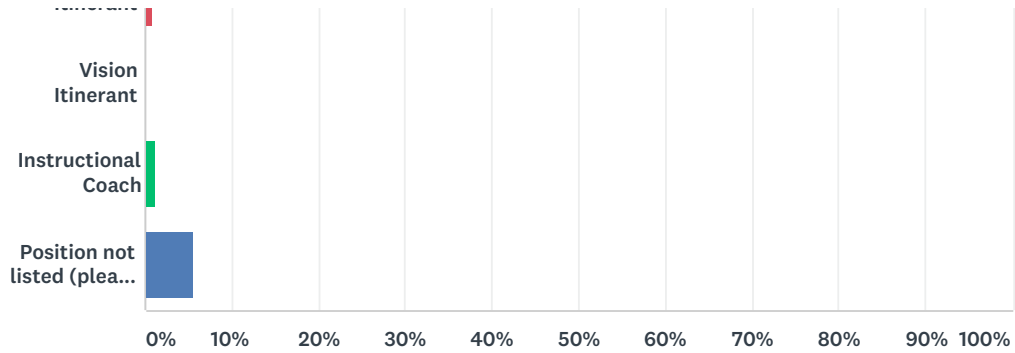
ANSWER CHOICES	RESPONSES	
Preschool	9.13%	47
Elementary Primary	37.48%	193
Elementary Intermediate	33.59%	173
Middle School	28.35%	146
High School	28.35%	146
Post High School	4.27%	22
Total Respondents: 515		

Q3 My position is (Primary responsibility):

Answered: 515 Skipped: 0



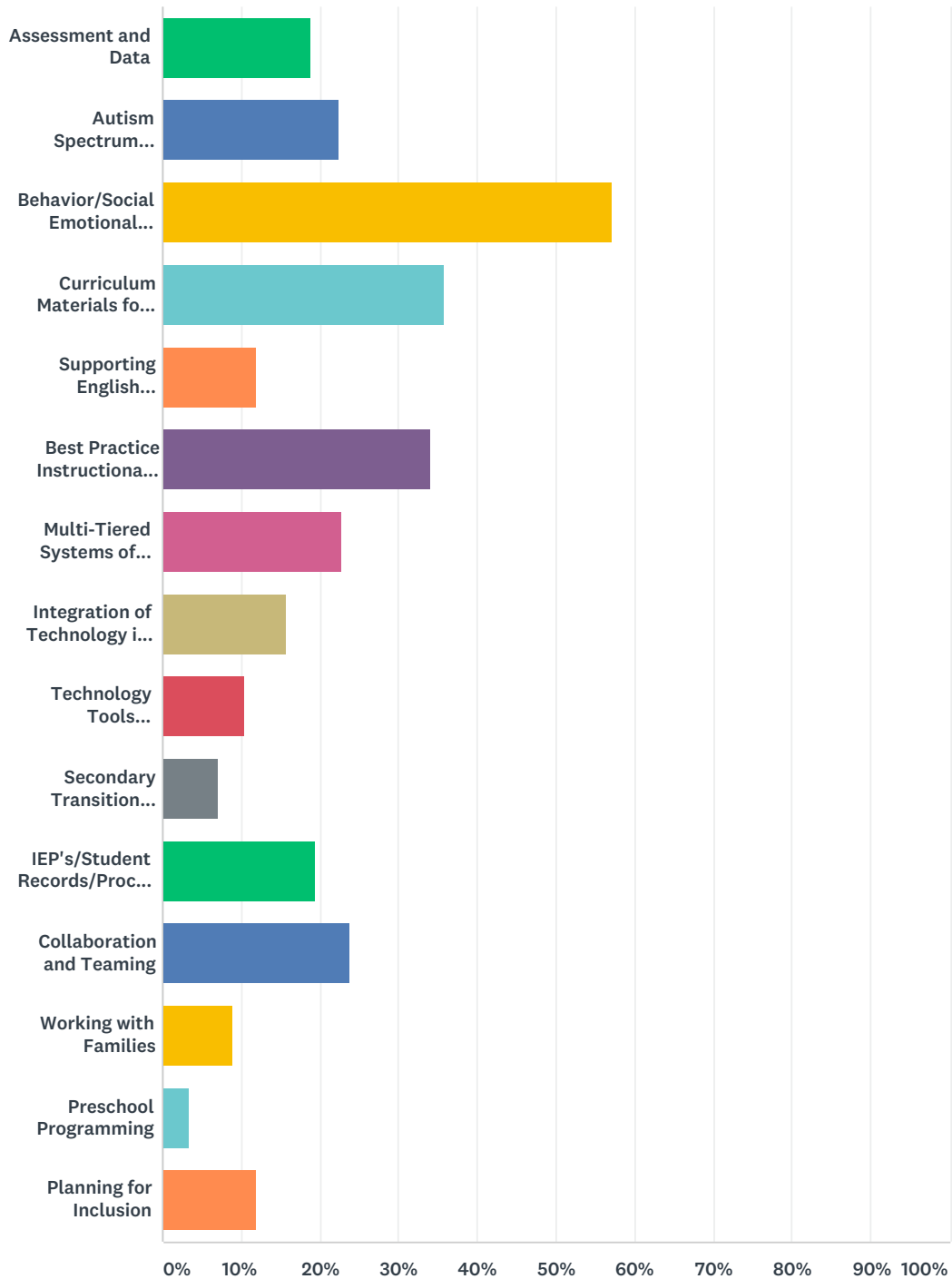
Multi-District Needs Assessment 2018-2019



ANSWER CHOICES	RESPONSES	
Inclusion Facilitator	0.00%	0
Resource Special Education Teacher	9.13%	47
Self-Contained Special Education Teacher	7.96%	41
General Education Teacher	36.50%	188
General Education Administrator	5.05%	26
Special Education Administrator	1.55%	8
School Psychologist	3.50%	18
School Social Worker	4.66%	24
School Counselor	1.75%	9
Speech & Language Pathologist	6.02%	31
Occupational Therapist	0.78%	4
Physical Therapist	0.58%	3
Registered/Certified School Nurse	2.14%	11
Assistive Technology Facilitator	0.19%	1
Interperton/Translator	0.00%	0
RtI Coach/Interventionist	2.33%	12
Paraprofessional – General Education	1.36%	7
Paraprofessional – Special Education	8.74%	45
Hearing Itinerant	0.78%	4
Vision Itinerant	0.00%	0
Instructional Coach	1.36%	7
Position not listed (please specify in other)	5.63%	29
TOTAL		515

Q4 Please select your top 3 professional learning priorities:

Answered: 487 Skipped: 28



ANSWER CHOICES	RESPONSES	
Assessment and Data	18.89%	92
Autism Spectrum Disorders	22.38%	109
Behavior/Social Emotional Development	57.08%	278

Multi-District Needs Assessment 2018-2019

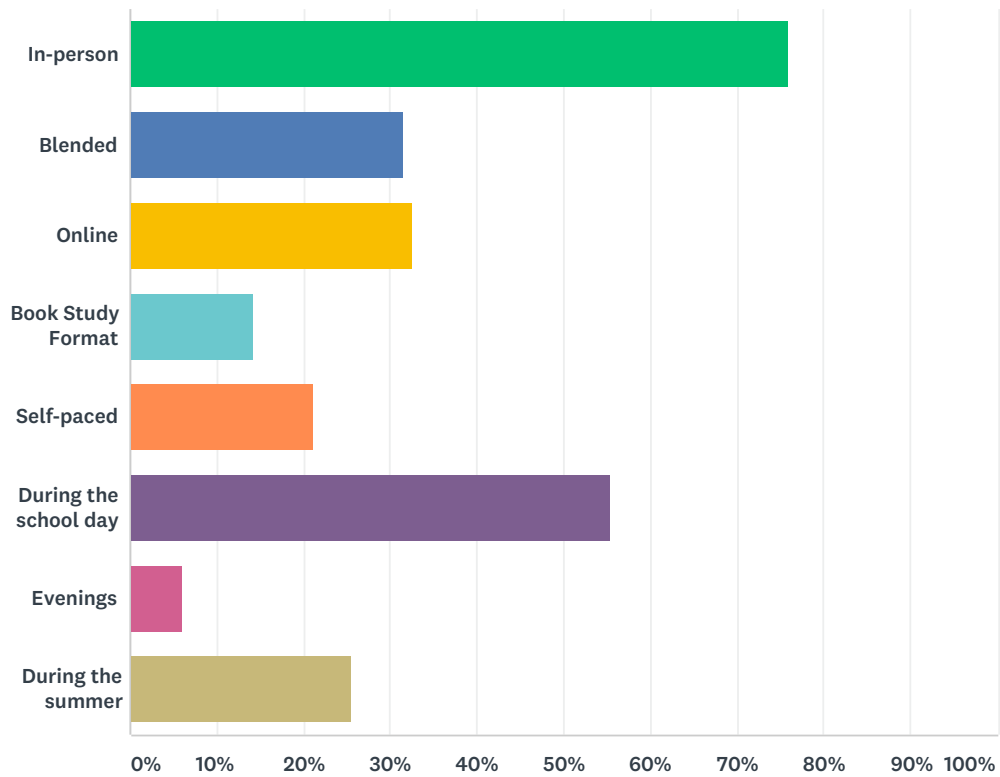
Curriculum Materials for use with a variety of learners	35.73%	174
Supporting English Lanugage Learners	11.91%	58
Best Practice Instructional Strategies	34.09%	166
Multi-Tiered Systems of Support	22.79%	111
Integration of Technology into Classroom Instruction	15.61%	76
Technology Tools (intervention or assistive technology tools)	10.47%	51
Secondary Transition Planning and Programming	7.19%	35
IEP's/Student Records/Procedures/Legal Updates/Compliance	19.51%	95
Collaboration and Teaming	23.82%	116
Working with Families	9.03%	44
Preschool Programming	3.29%	16
Planning for Inclusion	11.91%	58
Total Respondents: 487		

Q5 If applicable, please list any additional topics of interest (not available in the previous question) for your professional learning.

Answered: 55 Skipped: 460

Q6 I prefer to engage in professional learning that are (select all that apply):

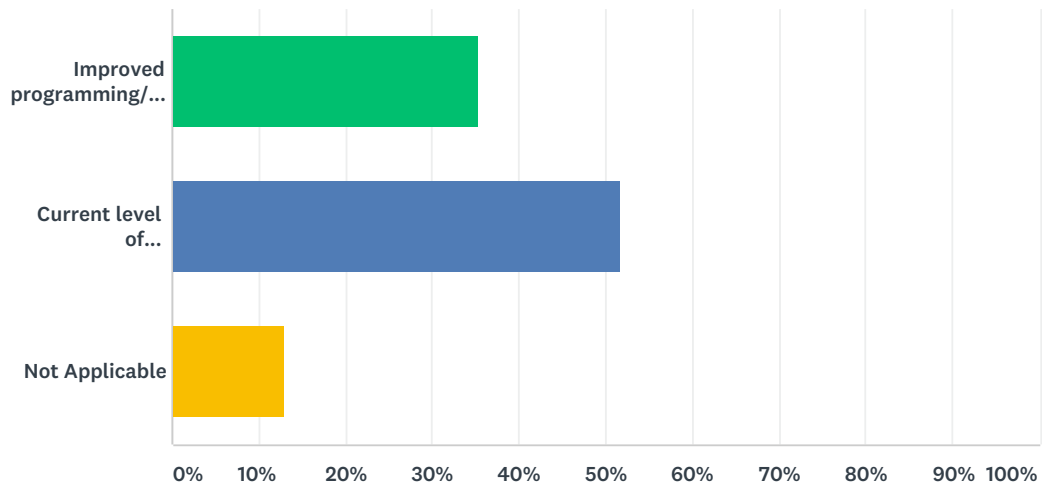
Answered: 484 Skipped: 31



ANSWER CHOICES	RESPONSES	
In-person	76.03%	368
Blended	31.61%	153
Online	32.64%	158
Book Study Format	14.26%	69
Self-paced	21.07%	102
During the school day	55.37%	268
Evenings	5.99%	29
During the summer	25.62%	124
Total Respondents: 484		

Q7 A continuum of services (consultation, resource, self-contained, day schools).

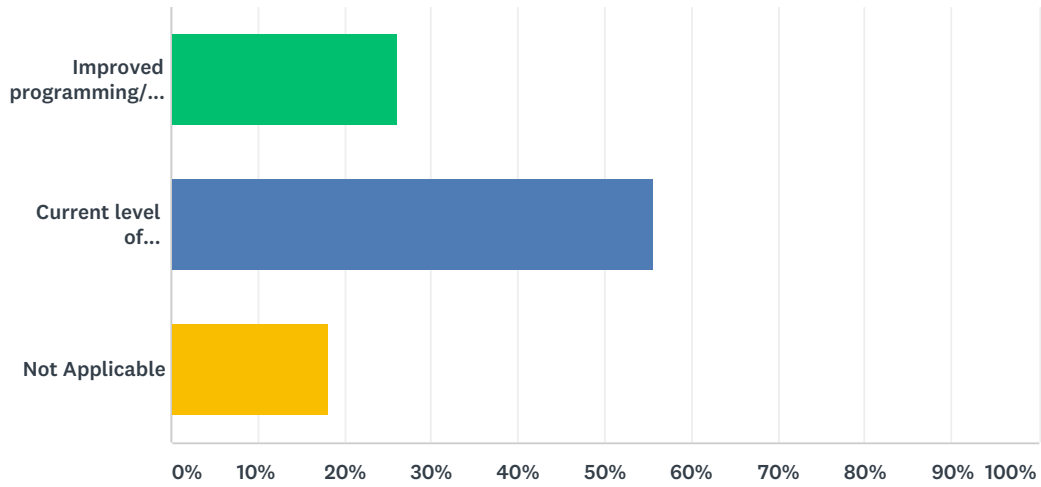
Answered: 441 Skipped: 74



ANSWER CHOICES	RESPONSES	
Improved programming/services needed	35.37%	156
Current level of programming/services sufficient	51.70%	228
Not Applicable	12.93%	57
TOTAL		441

Q8 Consultative and/or technical assistance services to teachers from direct one-to-one services to services on a group basis.

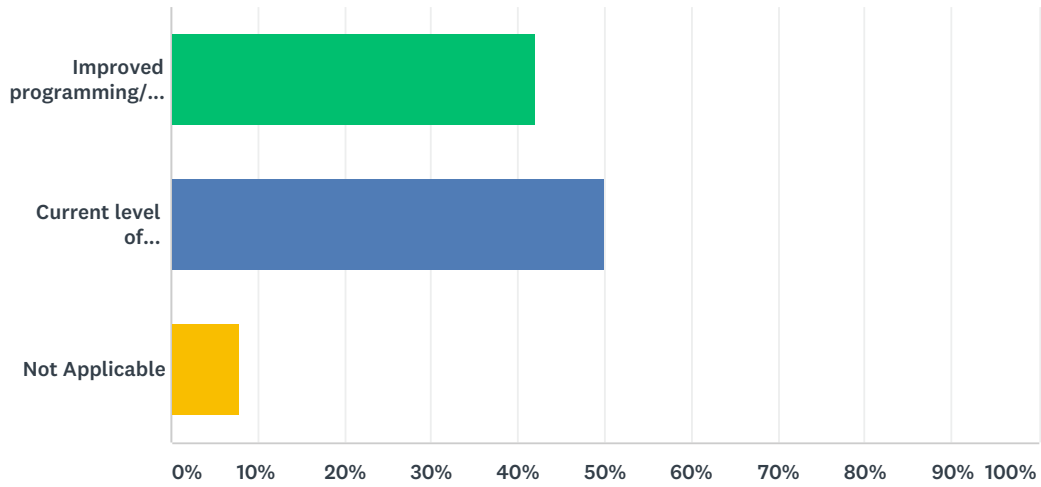
Answered: 440 Skipped: 75



ANSWER CHOICES	RESPONSES	
Improved programming/services needed	26.14%	115
Current level of programming/services sufficient	55.68%	245
Not Applicable	18.18%	80
TOTAL		440

Q9 Information on new trends, issues, legislation, and legal information relative to special education.

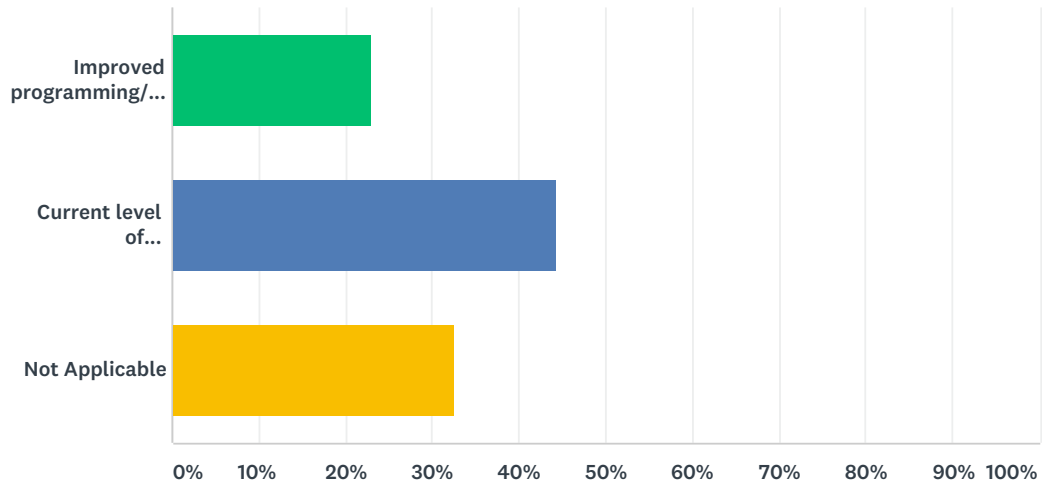
Answered: 438 Skipped: 77



ANSWER CHOICES	RESPONSES	
Improved programming/services needed	42.01%	184
Current level of programming/services sufficient	50.00%	219
Not Applicable	7.99%	35
TOTAL		438

Q10 Career education and vocational training programs.

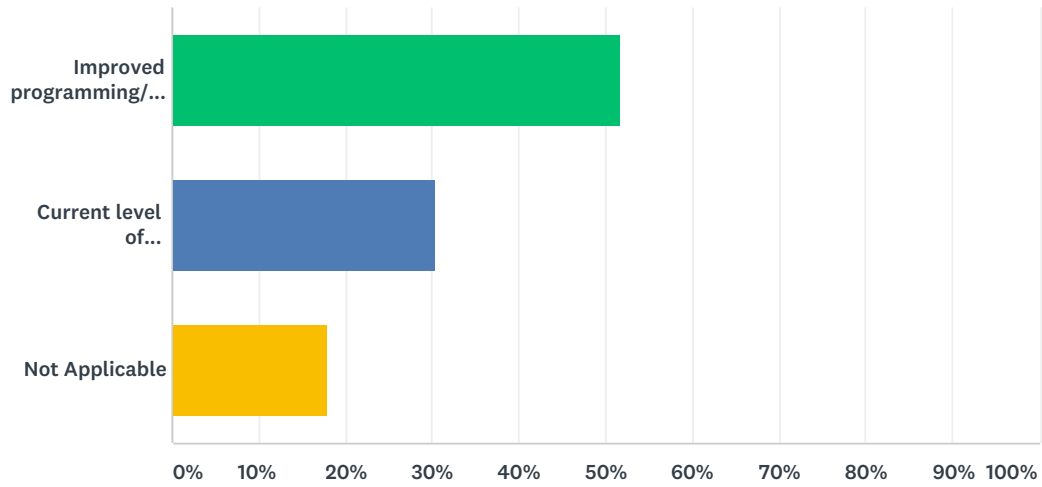
Answered: 439 Skipped: 76



ANSWER CHOICES	RESPONSES	
Improved programming/services needed	23.01%	101
Current level of programming/services sufficient	44.42%	195
Not Applicable	32.57%	143
TOTAL		439

Q11 Training and technical support for paraprofessional staff

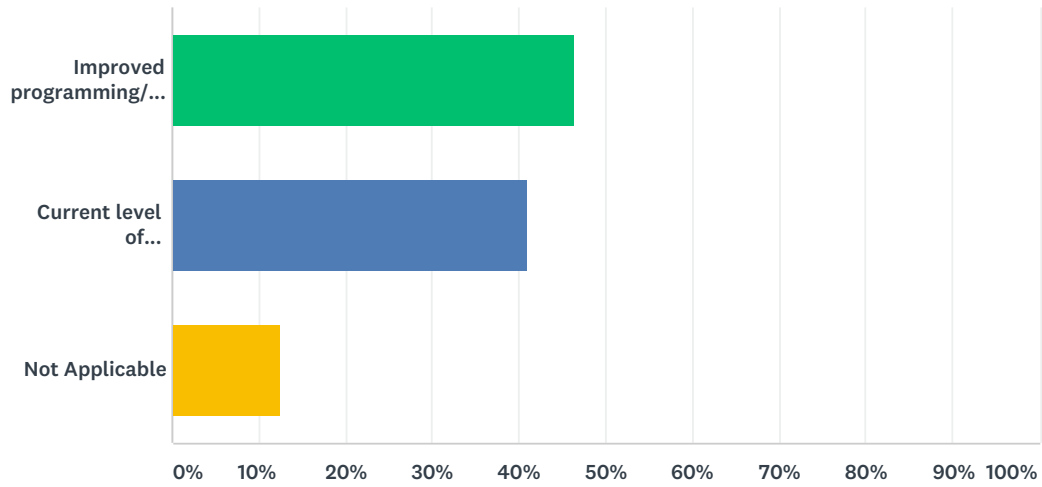
Answered: 441 Skipped: 74



ANSWER CHOICES	RESPONSES	
Improved programming/services needed	51.70%	228
Current level of programming/services sufficient	30.39%	134
Not Applicable	17.91%	79
TOTAL		441

Q12 Programs to support parent education.

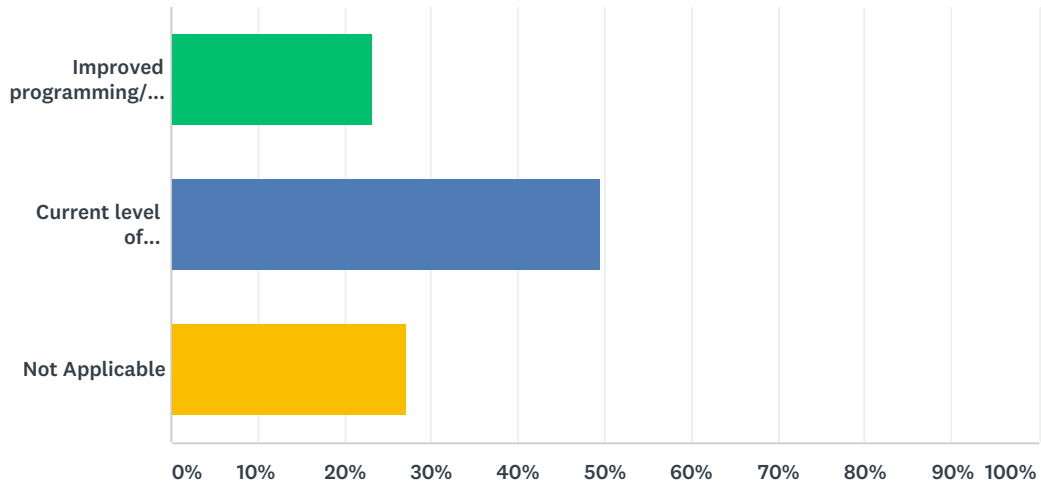
Answered: 437 Skipped: 78



ANSWER CHOICES	RESPONSES	
Improved programming/services needed	46.45%	203
Current level of programming/services sufficient	40.96%	179
Not Applicable	12.59%	55
TOTAL		437

Q13 Coordination of community networks as identified in the school's transition planning process.

Answered: 435 Skipped: 80



ANSWER CHOICES	RESPONSES	
Improved programming/services needed	23.22%	101
Current level of programming/services sufficient	49.66%	216
Not Applicable	27.13%	118
TOTAL		435

Q14 Other comments or suggestions for programs and services:

Answered: 35 Skipped: 480