



PUBLIC FUNDS ADVISORY

Pasadena ISD

Quarterly Investment Report

PRESENTED BY:

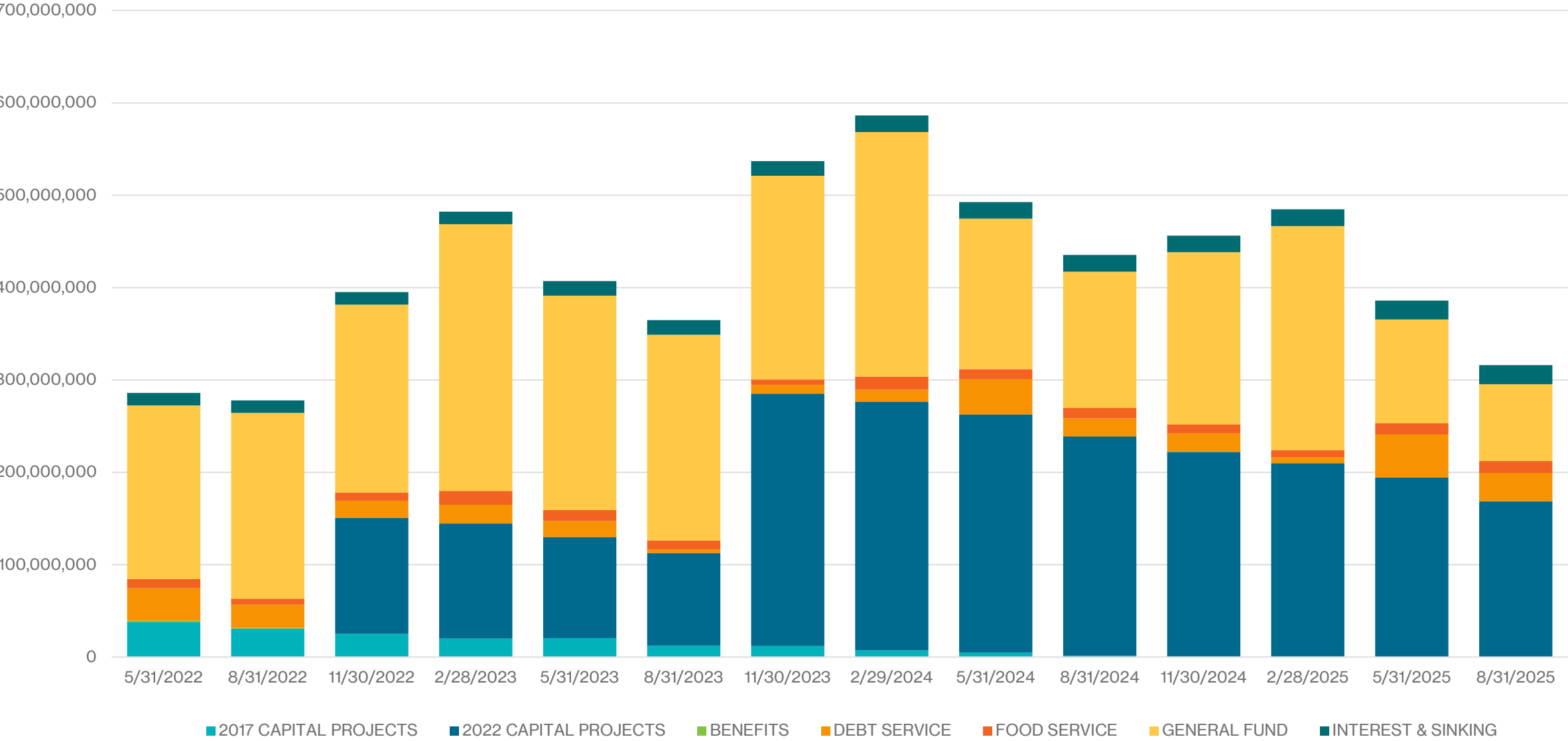
NICK VACCARI, CTP - REGIONAL DIRECTOR, ADVISORY SERVICES

AUGUST 31, 2025



MEEDER
PUBLIC FUNDS

Historical Fund Balances – All Funds



Portfolio Summary – General

As of 8/31/2025



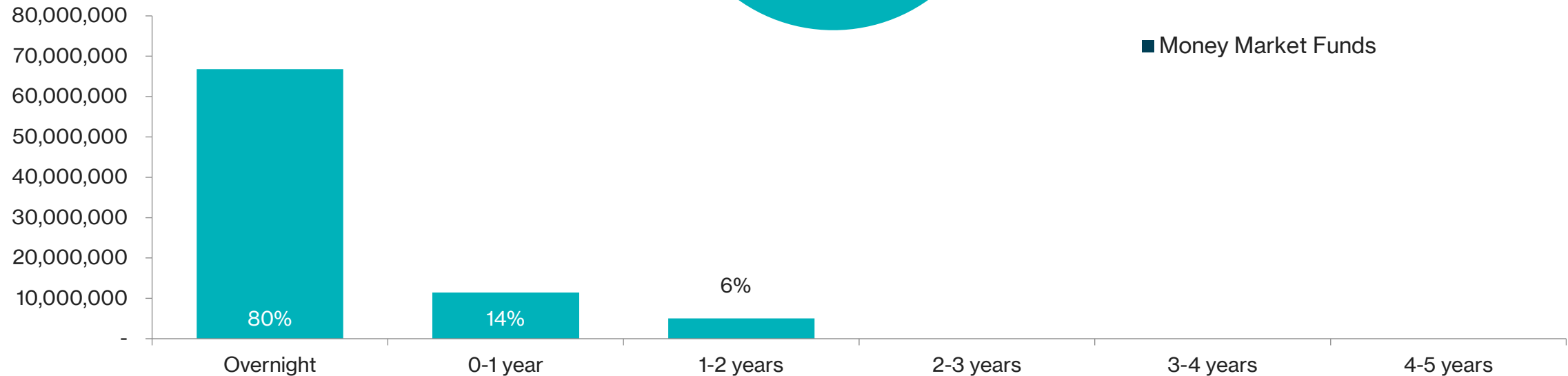
Your Portfolio

Cash/LGIPs	\$66,791,188
Securities Cost	\$16,465,016
Total	\$83,256,204

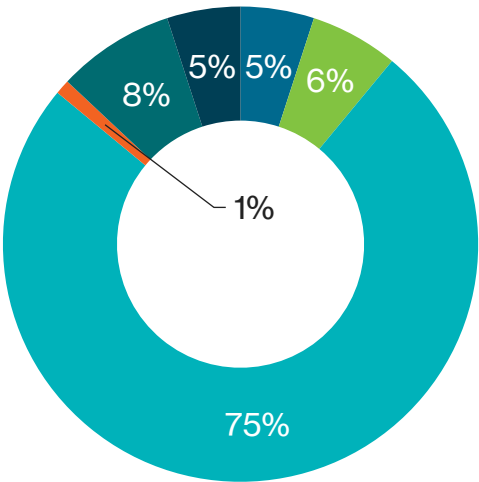
Your Portfolio

Weighted Average Maturity	0.12 years
Weighted Average Yield	4.37%
Est. Annual Interest Income	\$3,638,296

Your Maturity Distribution



Your Asset Allocation



- US Government Agencies
- US Treasuries
- Local Government Investment Pools
- Gulf Coast Educations CD
- Commercial Paper
- Money Market Funds

Portfolio Summary – Capital Projects 2022

As of 8/31/2025



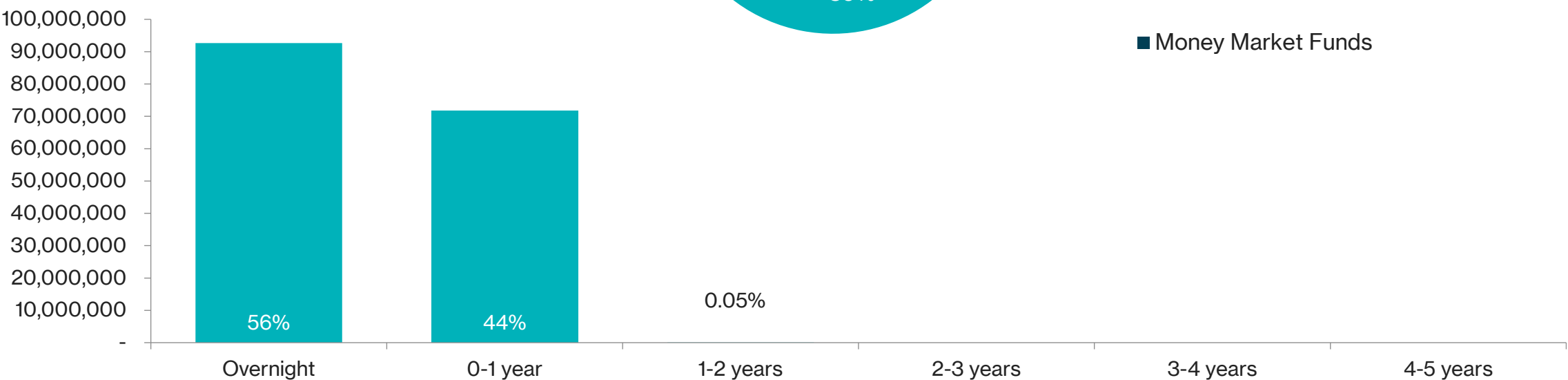
Your Portfolio

Cash/LGIPs	\$92,645,326
Securities Book Value	\$71,846,686
Total	\$164,492,011

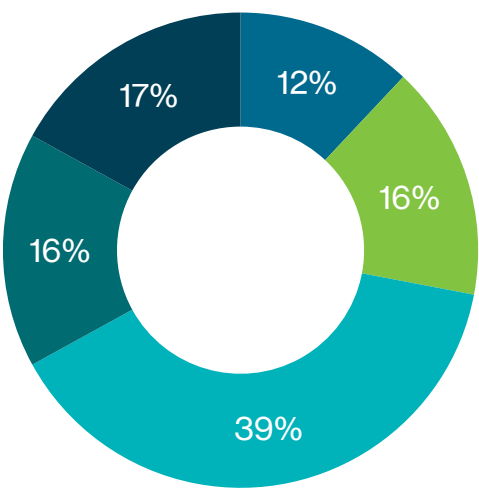
Your Portfolio

Weighted Average Maturity	0.18 years
Weighted Average Yield	4.47%
Est. Annual Interest Income	\$7,352,793

Your Maturity Distribution



Your Asset Allocation



- US Government Agencies
- US Treasuries
- Local Government Investment Pools
- Commercial Paper
- Money Market Funds

Portfolio Summary – Capital Projects 2017

As of 8/31/2025



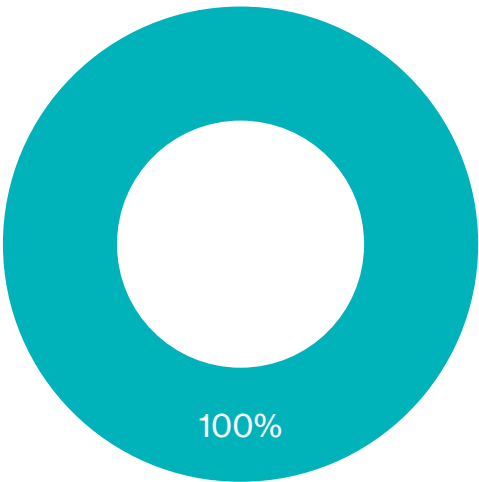
Your Portfolio

Cash/LGIPs	\$213,292
Securities Book Value	\$0
Total	\$213,292

Your Portfolio

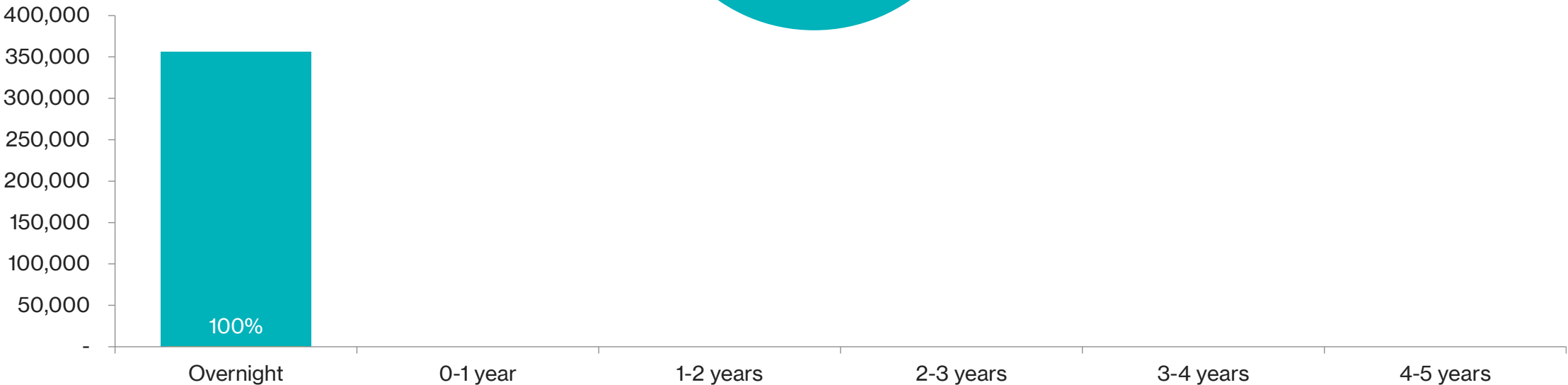
Weighted Average Maturity	0.00 years
Weighted Average Yield	4.38%
Est. Annual Interest Income	\$9,342

Your Asset Allocation



Local Government Investment Pools

Your Maturity Distribution



Portfolio Summary – Debt Service

As of 8/31/2025



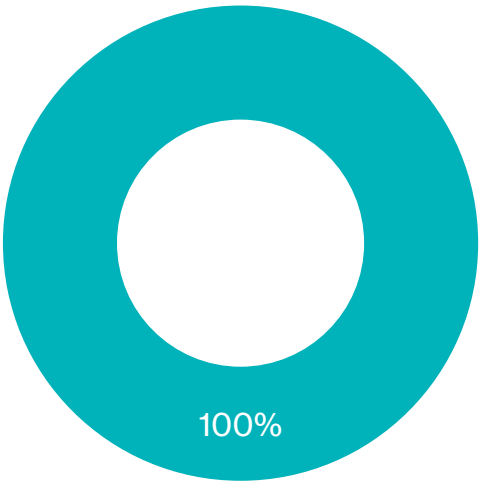
Your Portfolio

Cash/LGIPs	\$30,623,954
Securities Book Value	\$0
Total	\$30,623,954

Your Portfolio

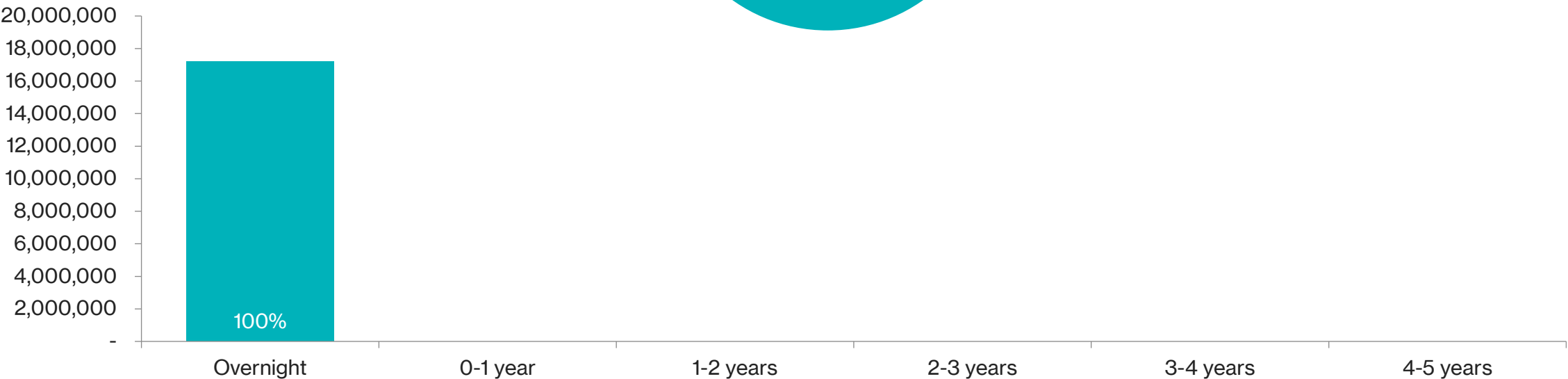
Weighted Average Maturity	0.00 years
Weighted Average Yield	4.40%
Est. Annual Interest Income	\$1,347,454

Your Asset Allocation



■ Local Government Investment Pools

Your Maturity Distribution



Portfolio Summary – Debt Service Sinking Fund

As of 8/31/2025



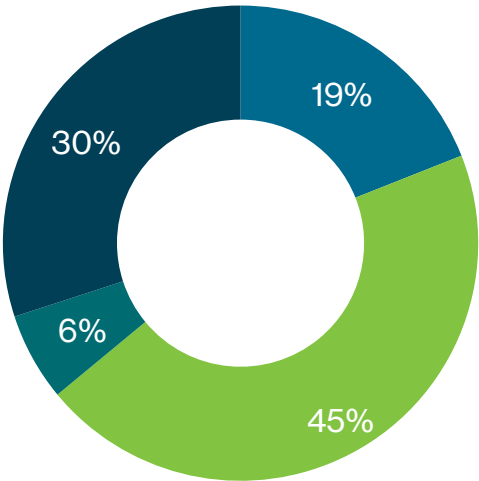
Your Portfolio

Cash/LGIPs	\$6,129,881
Securities Book Value	\$14,536,254
Total	\$20,666,135

Your Portfolio

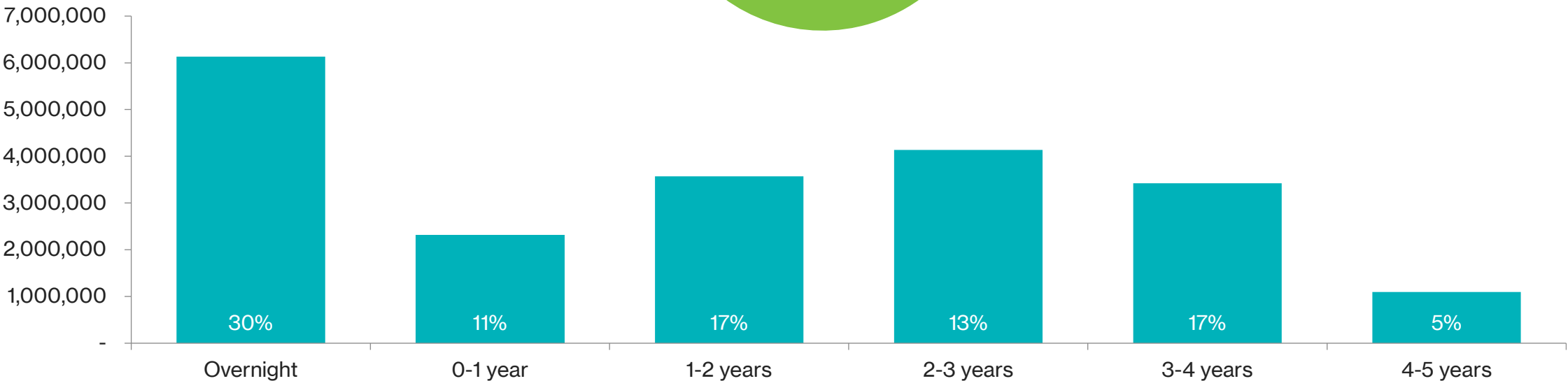
Weighted Average Maturity	1.66 years
Weighted Average Yield	4.02%
Est. Annual Interest Income	\$830,779

Your Asset Allocation



- US Government Agencies
- US Treasuries
- Commercial Paper
- Money Market Funds

Your Maturity Distribution



Portfolio Summary – Food Service

As of 8/31/2025

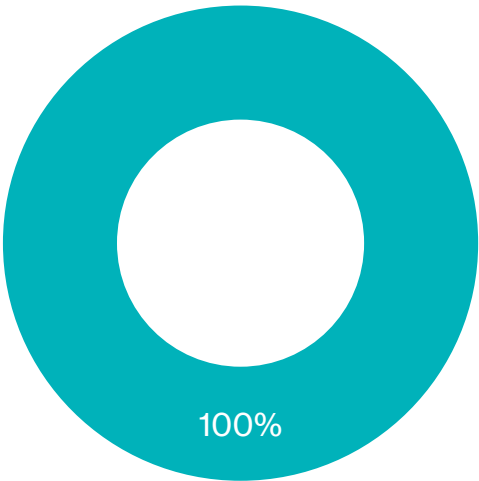
Your Portfolio

Cash/LGIPs	\$12,803,203
Securities Book Value	\$0
Total	\$12,803,203

Your Portfolio

Weighted Average Maturity	0.00 years
Weighted Average Yield	4.41%
Est. Annual Interest Income	\$564,621

Your Asset Allocation



■ Local Government Investment Pools

Your Maturity Distribution

