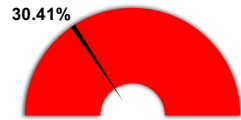


# Educational | Operations and Maintenance | Transportation | IMRF | Working Cash | Tort

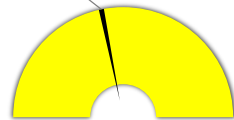
For the Period Ending December 31, 2021

Projected Year-End Balances  
as % of Budgeted Revenue



Actual YTD Revenues

42.77%



Projected YTD Revenues  
45.35%

Actual YTD Local Sources

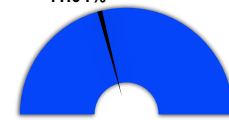
46.16%



Projected YTD Local Sources  
46.23%

Actual YTD State Sources

41.04%



Projected YTD State Sources  
40.12%

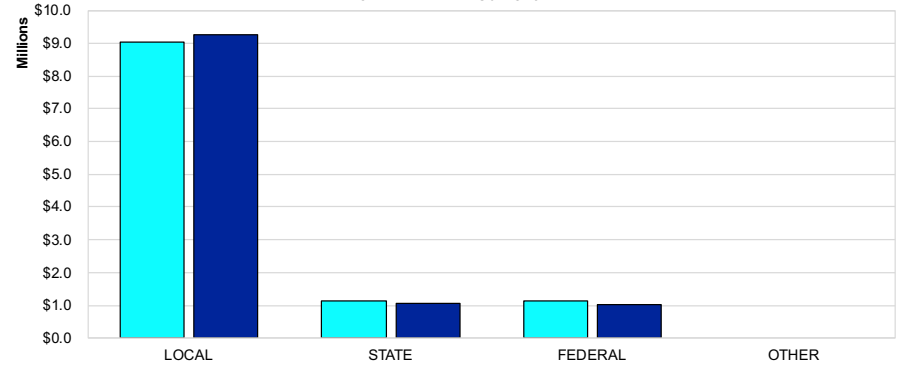
## All Funds | Top 10 Sources of Revenue YTD

Ad Valorem Taxes	\$9,411,067
Other Revenue from Local Sources	\$1,088,979
Unrestricted Grants-in-Aid	\$838,980
Food Service	\$460,741
Restricted Grants-In-Aid Received from the Federal Govt Thru	\$293,965
State Transportation Reimbursement	\$193,264
Federal Special Education	\$154,306
Textbook Income	\$146,963
Title I	\$97,307
Payments in Lieu of Taxes	\$67,128

Percent of Total Revenues Year-to-Date 99.30%

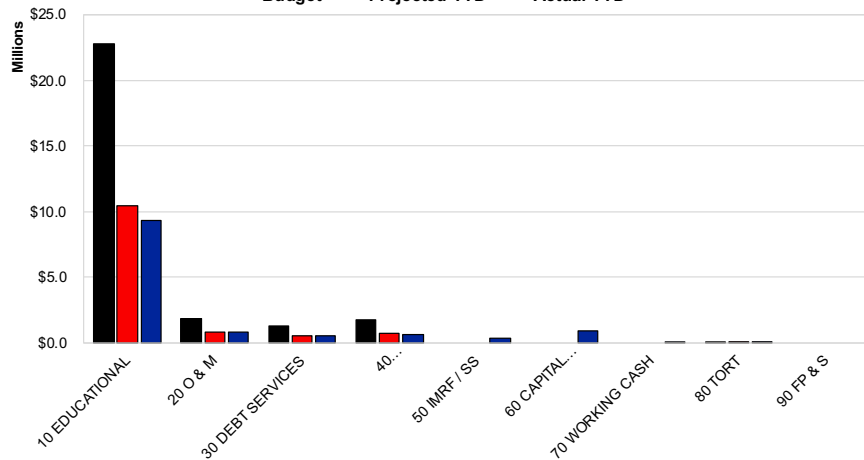
## Revenues by Source

■ Prior YTD ■ Current YTD



## Revenues by Fund

■ Budget ■ Projected YTD ■ Actual YTD



## Revenues by Source

■ Projected YTD ■ Current YTD

