



# UNITED INDEPENDENT SCHOOL DISTRICT INFORMATIONAL ITEM

**TOPIC:** 2015–2016 Preliminary STAAR and Accountability Results

**SUBMITTED BY:** David H. Gonzalez, Associate Superintendent and Emma Leza, Executive Director of Instructional Accountability

**OF:** Curriculum & Instruction Department


**APPROVED FOR TRANSMITTAL TO SCHOOL BOARD:** \_\_\_\_\_

**DATE ASSIGNED FOR BOARD CONSIDERATION:** August 17, 2016

## INFORMATIONAL REPORT:

Preliminary 2015-2016 STAAR Results and Performance Index Framework Projections





**BUILDING OUR FUTURE, UNITED STRONG**

**Instructional Committee Presentation  
2015-2016 STAAR Preliminary Results**

**August 09, 2016**



# Disclaimer to Preliminary Data

\*\*\* The State Indicator reports are based solely on the accuracy and validity of the current student data files submitted to DMAC. In light of the unique circumstances of the 2015-2016 testing year, Regional Partners and Districts/Charters should be cautious in making assumptions based on these reports. It is possible for schools to receive multiple data files for one test administration; consequently, reports may vary based on the date and time the report was generated and what data files have been uploaded to DMAC. \*\*\*

UISD has received 7 data files for Spring EOC and 3 data uploads for 3 – 8 with only one data file.

**As of now, everything is PRELIMINARY!**



# Screen Shot: TOMS Data Release

The screenshot displays the TOMS Data Release interface. At the top, a navigation menu includes 'Online Testing', 'Orders', 'Reports', 'Online Testing', 'Students', 'Orders', and 'Results'. The 'Results Report' section shows the following details:

- Organization: UNITED ISD [240903000]
- Report: All (CAF Excluded)
- Date Range: All
- Select Reporting Admin\*: 16 STAAR EOC SPR A1-BI-E1-E2-US

A blue callout box states: "Consolidated Accountability File is still pending".

The search results table shows 10 items:

#	Report	Date	Actions
1	Final Summary Reports (Standard)	06/24/2016	[PDF icon]
2	Final Summary Reports (Standard)	06/26/2016	[PDF icon]
3	Summary Reports (Standard)	06/03/2016	[PDF icon]
4	Updated Student Data File (Fixed Length)	07/12/2016	[PDF icon]
5	Updated Student Data File (Fixed Length)	07/10/2016	[PDF icon]
6	Final Student Data File (Fixed Length)	06/26/2016	[PDF icon]
7	Student Data File (Fixed Length)	06/04/2016	[PDF icon]
8	Student Data File (Fixed Length)	05/22/2016	[PDF icon]
9	Student Data File (Fixed Length)	05/18/2016	[PDF icon]
10	Student Data File (Fixed Length)	05/12/2016	[PDF icon]

Annotations with arrows point to the first two rows of the table, indicating they are the '2 Final Summary Reports Released (2 days apart) and 7 Data files (the last two after the Final one was released on 6/26)'. A 'SEARCH' button is located at the top right of the results area.

2 Final Summary Reports Released (2 days apart) and 7 Data files (the last two after the Final one was released on 6/26)

Instructional Accountability



# UISD – REGION ONE – STATE

## 3 – 8 Comparison

**Preliminary**

UISD continues to strive for excellence in educating our student population of over 98% Hispanic and 40% English Language Learners. At the state level the Hispanic population is 52% with an 18% population of English Language Learners (Source: 2014-15 TAPR). UISD’s students’ (including our parents and community), teachers’ and administrators’ efforts are duly noted with comparing UISD’s STAAR results to Region One and the state.

Grade	UISD 2014-2015	UISD 2015-2016 At 2016 Passing Standard	UISD 2016 vs 2015 using 2016 Standard	Region One 2015-2016 At 2016 Passing Standard	State 2015-2016 At 2016 Passing Standard	UISD vs Region One	UISD vs State
<b>MATH</b>	3	80	↓	77	76	↑ 2	↑ 3
	4	72	↑	76	74	↑ 1	↑ 3
	5*	80	↔	79	79	↑ 1	↑ 1
	6	73	↑	71	74	↑ 6	↑ 3
	7	69	↑	68	71	↑ 6	↑ 3
	8*	82	84	↑	72	73	↑ 12

Results for STAAR English (\*1<sup>st</sup> Administration for reading and math)  
Source: DMAC and Summary Reports



Preliminary

# UISD – REGION ONE – STATE 3 – 8 Comparison

Grade	UISD 2014-2015	UISD 2015-2016 At 2016 Passing Standard	UISD 2016 vs 2015 using 2016 Standard	Region One 2015-2016 At 2016 Passing Standard	State 2015-2016 At 2016 Passing Standard	UISD vs Region One	UISD vs State
<b>READING</b>							
3	75	71	↓	71	74	↔	↓ -3
4	71	78	↑	77	77	↑	↑ 1
5*	78	71	↓	72	75	↓	↓ -4
6	68	67	↓	64	71	↑	↓ -4
7	67	69	↑	66	72	↑	↓ -3
8*	73	79	↑	76	82	↑	↓ -3

Grade	UISD 2014-2015	UISD 2015-2016 At 2016 Passing Standard	UISD 2016 vs 2015 using 2016 Standard	Region One 2015-2016 At 2016 Passing Standard	State 2015-2016 At 2016 Passing Standard	UISD vs Region One	UISD vs State
<b>WRITING</b>							
4	76	73	↓	72	69	↑	↑ 4
7	66	69	↑	67	70	↑	↓ -1

Results for STAAR English (\*1<sup>st</sup> Administration for reading and math)  
Source: DMAC and Summary Reports



# UISD – REGION ONE – STATE

## 3 – 8 Comparison

**Preliminary**

SCIENCE	Grade	UISD 2014-2015	UISD 2015-2016 At 2016 Passing Standard	UISD 2016 vs 2015 using 2016 Standard	Region One 2015-2016 At 2016 Passing Standard	State 2015-2016 At 2016 Passing Standard	UISD vs Region One	UISD vs State
		5	72	79	↑	77	75	↑ 2
8	71	79	↑	74	76	↑ 5	↑ 3	

SOCIAL STUDIES	Grade	UISD 2014-2015	UISD 2015-2016 At 2016 Passing Standard	UISD 2016 vs 2015 using 2016 Standard	Region One 2015-2016 At 2016 Passing Standard	State 2015-2016 At 2016 Passing Standard	UISD vs Region One	UISD vs State
		8	65	63	↓	61	65	↑ 2

Results for STAAR English (\*1<sup>st</sup> Administration for reading and math)  
Source: DMAC and Summary Reports

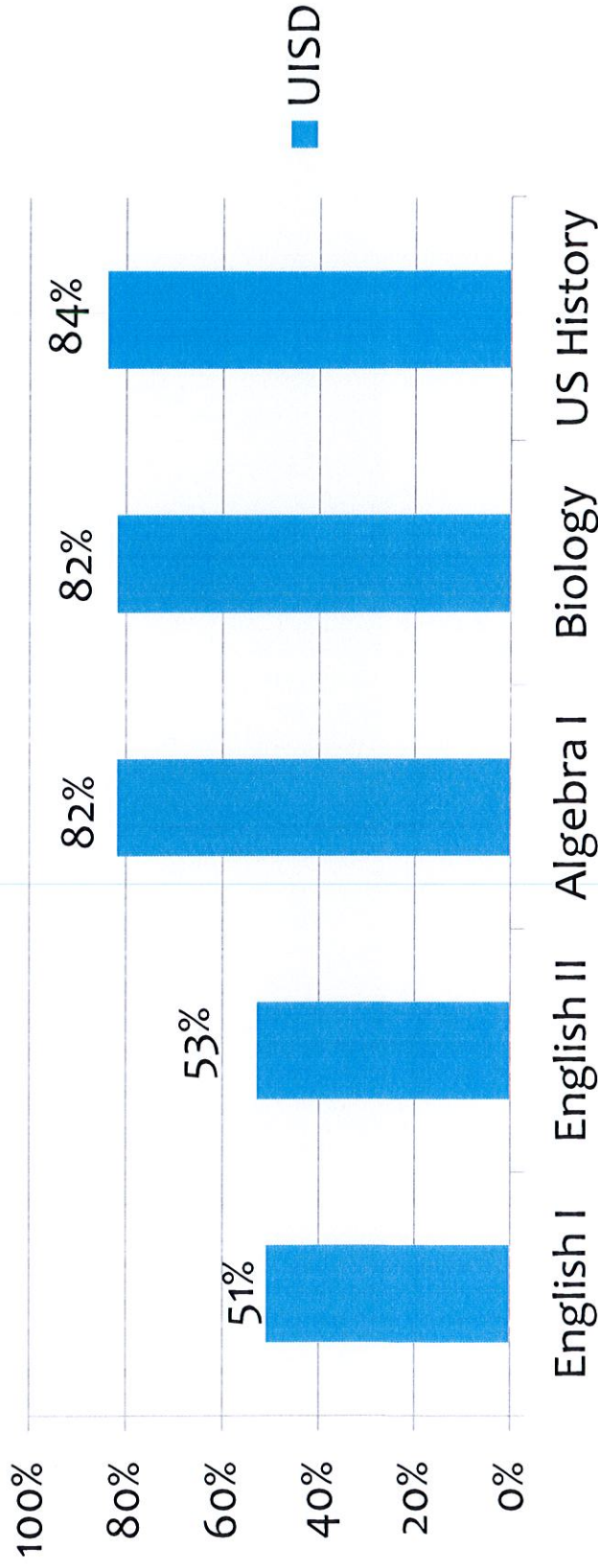
Instructional Accountability



# UISD EOC Fall and Spring Results STAAR, STAAR A & STAAR L

Preliminary

## United Independent School District



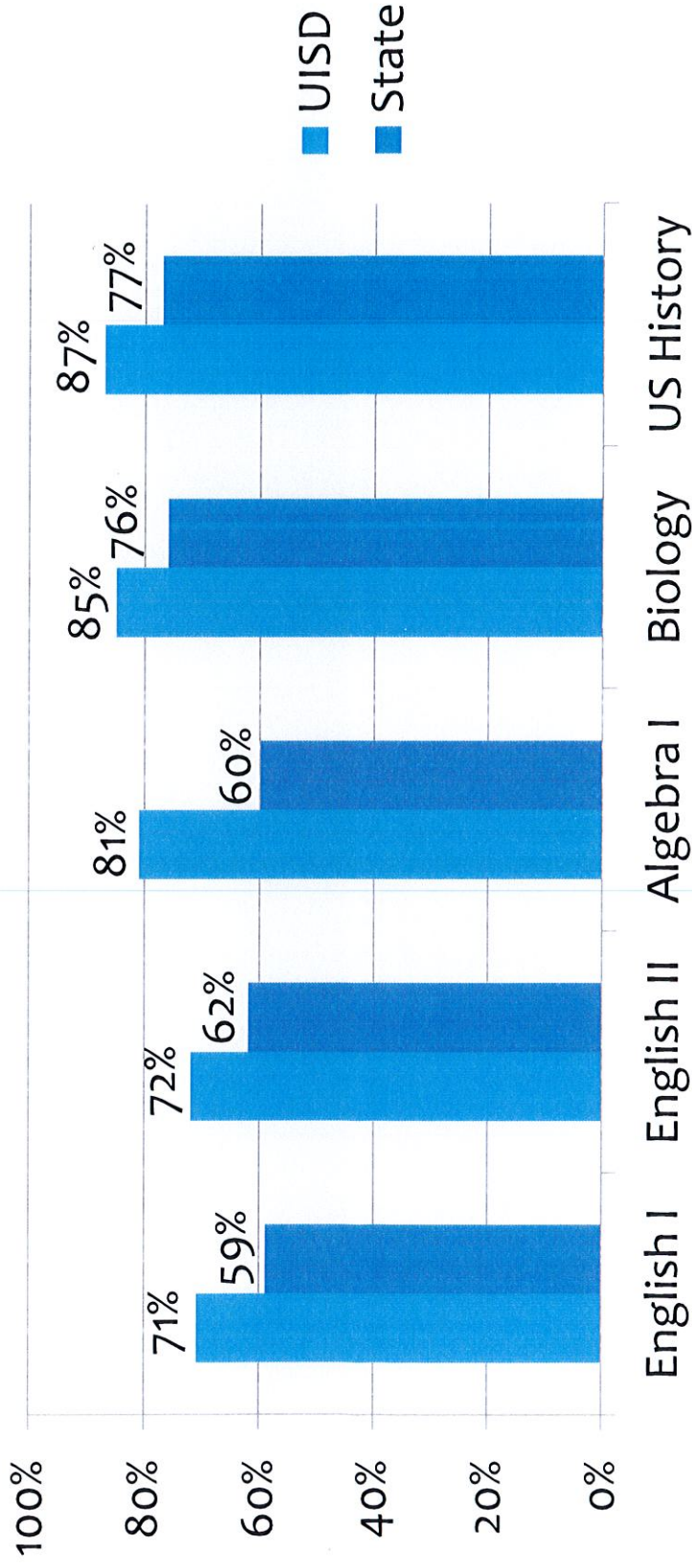
Source: Combined Final Fall and Spring Summary Reports (TOMS)



# EOC Combined Results UISD vs. State (Fall 2015) (STAAR, A & L)

Preliminary

## Results for First Time Testers



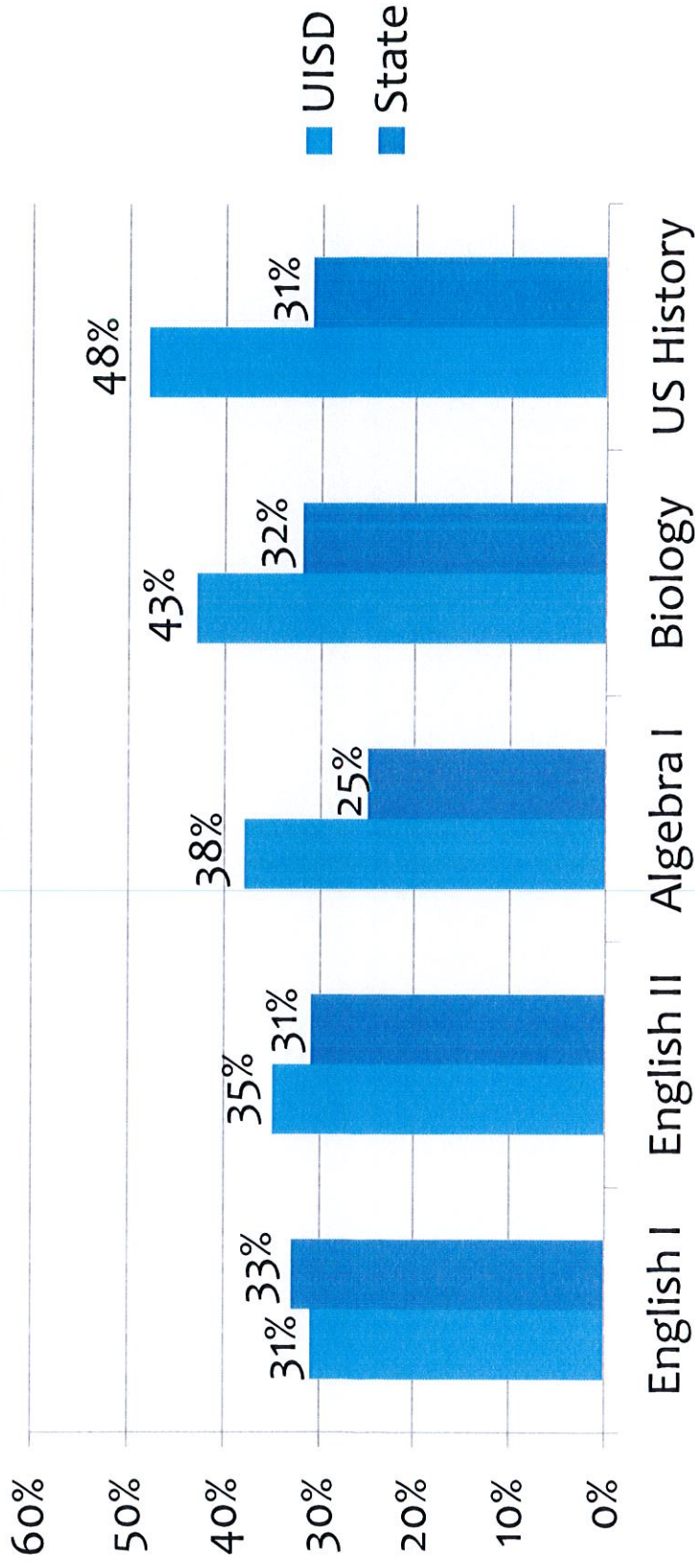
Source: ETS Combined Fall Summary Reports (TOMS & TEA)



# EOC Combined Results UISD vs. State (Fall 2015) (STAAR, A & L)

Preliminary

## Results for Re-Testers



Source: ETS Combined Fall Summary Reports (TOMS & TEA)



# Preliminary Accountability Results



# Performance Index Framework

quicklook

2016 Accountability System

lead4ward

Index 1: Student Achievement		Index 2: Student Progress	
<p><b>Preliminary Results: All UISD Campuses above 60!!!!</b></p> <p><b>Index 1</b> Target = 60</p> <p>Met Standard requires meeting targets for:                      • Index 3, AND                      • Index 4, AND                      • EITHER Index 1 or Index 2</p> <p>Targets = See Index 4 Targets</p> <p><b>Index 4</b></p> <p>Targets:                      EL = 12                      MS = 13                      HS/D = 60</p>	<p>% passing (% of all tests meeting the Performance Standard)</p> <ul style="list-style-type: none"> <li>Calculated based on tests administered at the campus/district level</li> <li>All pass rates of all tests across all subjects</li> </ul> <p>STAR Spanish</p> <p>2015-16</p> <p>at least 1 EOC prior to 2015-16</p> <p>years in U.S. schools taking an alternate 2) Progress Measure Schools</p>	<p><b>2016 Standard Pending Preliminary Results: All UISD Campuses above last year's standard!</b></p> <p><b>Index 2</b> Targets                      ES MS HS Dist                      ~5th Mile</p> <p>Targets                      ES MS HS Dist                      ~5th Mile</p> <p><b>Index 3</b></p> <p>Targets                      ES MS HS Dist                      ~5th Mile</p>	<p>% of students who Met Progress and % who Exceeded Progress</p> <ul style="list-style-type: none"> <li>Calculated across subject areas (cumulating results from Reading and Math)</li> <li>For each students group meeting MSC:</li> <li>Numerator = 1 point for each % Met Progress.</li> <li>Denominator = 200 points</li> </ul> <p>STAAR Progress Measure (all versions of STAAR Reading (Grades 4-8 and English II)   Math (Grades 4-8 and English II)   Writing (Grades 4-8, English I, and English II)   Science (Grades 5-8, English I, and English II))</p> <ul style="list-style-type: none"> <li>STAAR Progress Measure (Met or Exceeded)</li> <li>ELL Progress Measure (Met or Exceeded)</li> <li>Spanish to English Proxy in Reading Standard or STAAR Level II - Final</li> </ul> <p>Included                      1. All students in the district                      2. ELLs                      3. Any other students</p> <p>10 Groups (MSC = 25)</p> <p>All S (in)</p> <p>STAAR                      Primary and 1<sup>st</sup> retest for Reading and Math Grades 5 &amp; 8                      STAAR EOCs - Summer 2015, Fall 2015, Spring 2016 (1<sup>st</sup> attempt)</p> <p>% of students at 2016 STAAR Passing Standard and % at Level III</p>
<p><b>Preliminary Results: All UISD Campuses above 12; 13; or 60!!!!</b></p> <p><b>Index 4</b></p> <p>Indicators =                      for all 4 Indicator</p> <p>Score                      Dist                      13</p> <p>30% of Index 4 Score</p>	<p>4 Indicators (For STAAR Progress Measure)</p> <p>EOC Count</p> <p>Tests (Reading, Math, Writing, Science)</p> <p>Students + 7</p> <p>FHSP-E/FHSP- (by Groups)</p> <p>one on TSI, SAT or ACT in BOTH courses in 2014-15 or 2013-14 OR a 4-year plan of study to take other groups, MSC = 25)</p>	<p>2016 Standard Pending Preliminary Results: All UISD Campuses above last year's standard!</p> <p><b>Index 3</b></p> <p>Targets                      ES MS HS Dist                      ~5th Mile</p> <p>Targets                      ES MS HS Dist                      ~5th Mile</p> <p><b>Index 4</b></p> <p>Targets = See Index 4 Targets</p>	<p>Primary and 1<sup>st</sup> retest for Reading and Math Grades 5 &amp; 8                      STAAR EOCs - Summer 2015, Fall 2015, Spring 2016 (1<sup>st</sup> attempt)</p> <p>% of students at 2016 STAAR Passing Standard and % at Level III</p>
Index 1: Student Achievement		Index 3: Closing Performance Gaps	



# 2016 Performance Index Framework

The Performance Index Framework (Accountability Measures) for each campus and the district will be released to the public via TEA website on August 15, 2016.

**Note:**  
UISD has submitted 298 4<sup>th</sup> – 7<sup>th</sup> grade writing compositions to be re-scored and the process might not be completed by the scheduled release date.