

HELP



LINCOLN COUNTY
SCHOOL DISTRICT



HELP - Who we are

- The HELP Program works with students and families experiencing homelessness/in DHS custody to help remove barriers to school success and ensure the school district honors the rights of those students
- We cover the entire district- including Siletz, Eddyville, Career Tech, and Compass Online

Our Staff

- Woody Crobar - Program Coordinator, McKinney-Vento Liaison, and Foster Care Point of Contact
- Regional Advocates:
 - Tracy Berry- North, HELP Center at Taft Elementary
 - Cristy Camacho- West, Compass Center
 - Debbie Haverland- East, Toledo 7-12
 - Bree Smith- South, Waldport 7-12
- Bilingual Advocates:
 - Jazmin Aguilar- North, HELP Center at Taft Elementary
 - Hernandez- West/East/South, Compass Center
- JOY Program
 - Jazmin Aguilar- North, Taft 7-12
 - Helyn Layton- West, Compass Center
 - East- Currently Hiring
 - South- Currently Hiring

McKinney-Vento Homeless Education Act

- Rights of Students who are MV include:
Transportation to School of Origin, Immediate enrollment, waiving fees for school participation, limited right to act as their own guardian
- Additional grant funds and donations allow us to:
Distribute supplies (school, clothing, hygiene, food)
Provide gas vouchers
Paying for student fees/extra-curricular activities
Housing/Stability assistance
Tutoring Services
Other services designed to eliminate barriers.

Students we serve (2021-2022)

- 754 Children in 2021-2022
- 630 K-12
- 124 Under 5 Years old
- Taken from state report card

Districts with the Highest Number of Students Experiencing Houselessness

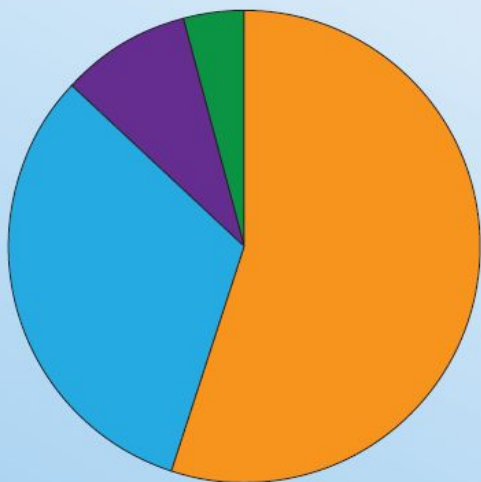
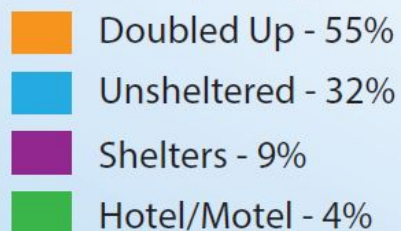
District	K-12 Total Homeless 2021-22	Percent of enrollment 2021-22
Beaverton SD 48J	1,221	3.1%
Medford SD 549C	1,039	7.4%
Salem-Keizer SD 24J	826	2.1%
Portland SD 1J	785	1.7%
Eugene SD 4J	660	4.0%
Lincoln County SD	630	12.1%
Reynolds SD 7	517	5.2%
Bend-LaPine Administrative SD 1	498	2.9%
Hillsboro SD 1J	455	2.4%
Phoenix-Talent SD 4	448	20.0%

Students we serve 22-23

- 523 MV Students as of 3/1/2023
- 45 Students in Foster Care
- 81 Students 0-5
- 375 Students Considered “High Needs” by staff, based on the frequency of needs, the level of need, and the independence of the family/student

Student Demographics

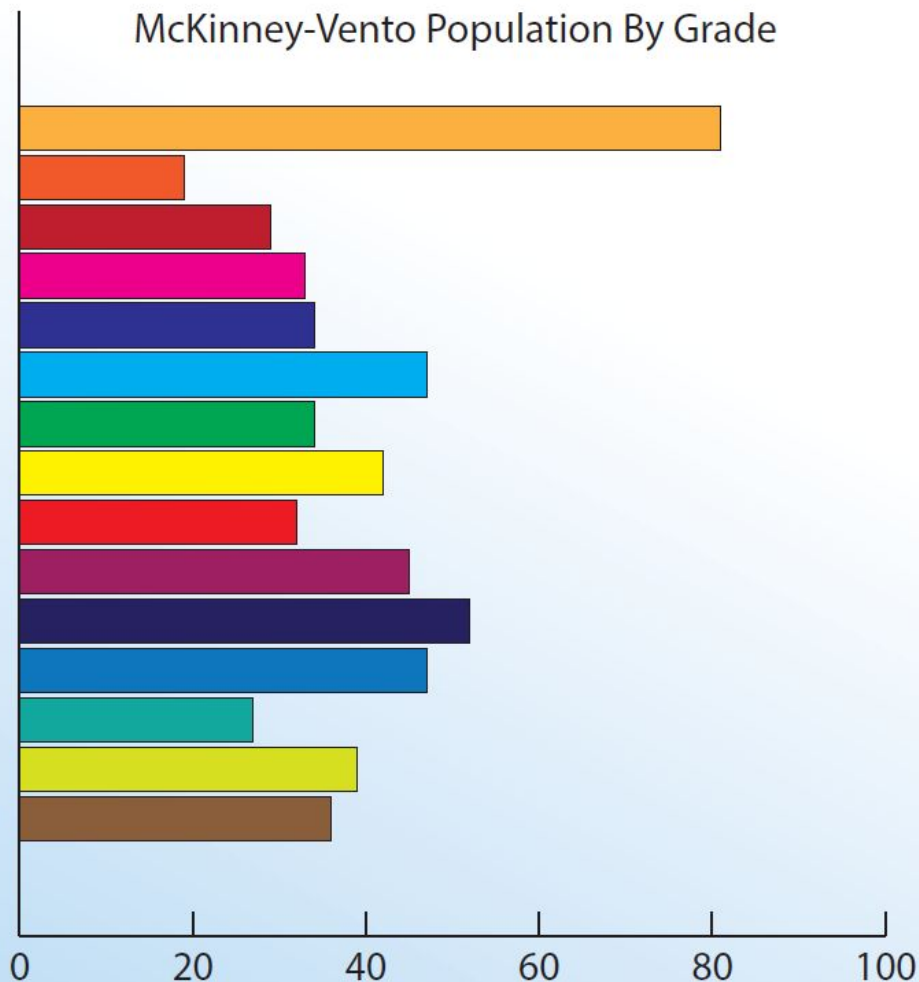
McKinney-Vento Population
by Living Situation



* Includes GED Students, unenrolled children of school age, homeschooled, MV Students from other districts, and other special situations

McKinney-Vento Population By Grade

Pre - K (81)
Kinder (19)
1 (29)
2 (33)
3 (34)
4 (47)
5 (34)
6 (42)
7 (32)
8 (45)
9 (52)
10 (47)
11 (27)
12 (39)
Other (36) *



Services Provided

Service Provided	All Areas	North	West	East	South	
Students Enrolled or Recoverd	46	9	24	6	7	
Students Stabilized (Prevented from dropping)	25	7	15	3	0	
Students on Special Transport to School of Origin	26	2	5	12	7	
Regular Gas Voucher Assitance (tracked by student)	79	14	34	18	13	
Frequency Resource Navigation was provided per week	32	11	15	5	1	
Average amount of parent visits outside of school per week	18	8	6	2	2	
Students Connected with extra-curricular activites (paid for gear/fees)	80	3	47	5	25	
Students who have recieved tutoring or Academic support	39	5	19	10	5	
Students who require alternate services due to legal status	60	20	31	5	4	
Students who require interpretation to access non-district resources	68	28	31	5	4	
Food Services (Varies by Area)						
North- 35 Snackpacks (3 Meals + Snacks) distributed each weekend						
West - Newly opened compass center food pantry used often						
East - Roughly 10 boxes from nutrition program given out monthly						
South - 25 Bags of food sent home weekly (6 meals each/bad)						

Comparative Data (In District)

12th Grade On Track Graduation Rate	20-21	21-22
McKinney-Vento Students	67%	52%
All Students	80%	58%

Attendance Tiers (% of Students)			
McKinney-Vento		All Students	
Tier 1	45.50%	Tier 1	49.50%
Tier 2	25.40%	Tier 2	31.00%
Tier 3	34.10%	Tier 3	19.50%

Comparative Data (In State)

Comparative Graduation Rates in MV students Across Major Districts

District Name	Gap in Grad Rate %	Average Grad Rate %	MV Grad Rate %
Phoenix-Talent SD 4	2	92	90
McKenzie SD 68	5	60	64
Lincoln County SD	6	58	52
Warrenton-Hammond SD 30	10	71	61
Coos-Bay SD 9	16	66	50
Medford SD 549C	20	82	62
Reynolds SD 7	23	57	34
Beaverton SD 48J	23	88	65
Mapleton SD 32	23	53	30
Hillsboro SD 1J	24	83	59
Salem-Keizer SD 24J	28	81	53
Portland SD 1J	33	84	51
Bend-LaPine Administrative SD 1	35	82	47
Eugene SD 4J	39	79	40

Current Challenges

- Availability of Services in Lincoln County
- Continued funding sources for HELP
- COVID- 19 made identification more difficult and also impacted some of our community partners
- The state's response to homelessness is largely geared towards urban areas
- High cost of living and especially the high cost of housing
- Navigating services takes time and can be difficult and frustrating
- Lack of Spanish language support in County



Questions?