

FINAL Budget Fiscal Year 2020

Table of Contents

SECTION 1 – Presentation

- **Presentation Slides**
- **Amendments to Tentative**
- **Proposed Final Revenues and Expenditures FY20**
- **Fund Balance Projected at 6/30/2020**

SECTION 2 – Revenue

- **Revenues FY19 Actual to Final Budget FY20 by Fund**

SECTION 3 – Expenditures

- **Expenditures FY19 Actual to Final Budget FY20 by Fund**

SECTION 4 – Supplemental

- **Legal Notice**

SECTION 1

Presentation

Pleasantdale School District 107

Fiscal Year 2020 Budget Hearing September 18, 2019

FY19 (Last Year) Budget vs Actual

Revenue	Budget	Received (as of 6/30/2019)	Actual to Budget
	\$15,954,900	\$15,696,992	Under the budget by 1.7%
Expenditures	Budget	Spent (as of 6/30/2019)	Actual to Budget
	\$16,721,600	\$15,444,645	Under the budget by 7.6%

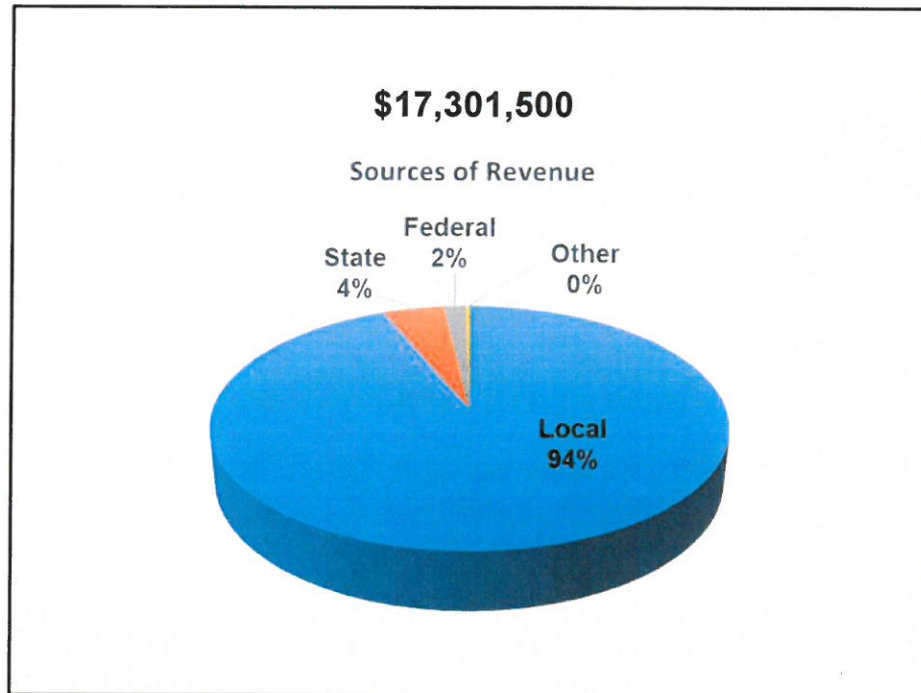
As a result: Fund Balance increased by **\$234,588**

Fiscal Year 2020 Amendments to Tentative

<u>REVENUE</u>	<u>EXPENDITURES</u>
+\$81,300	\$46,200

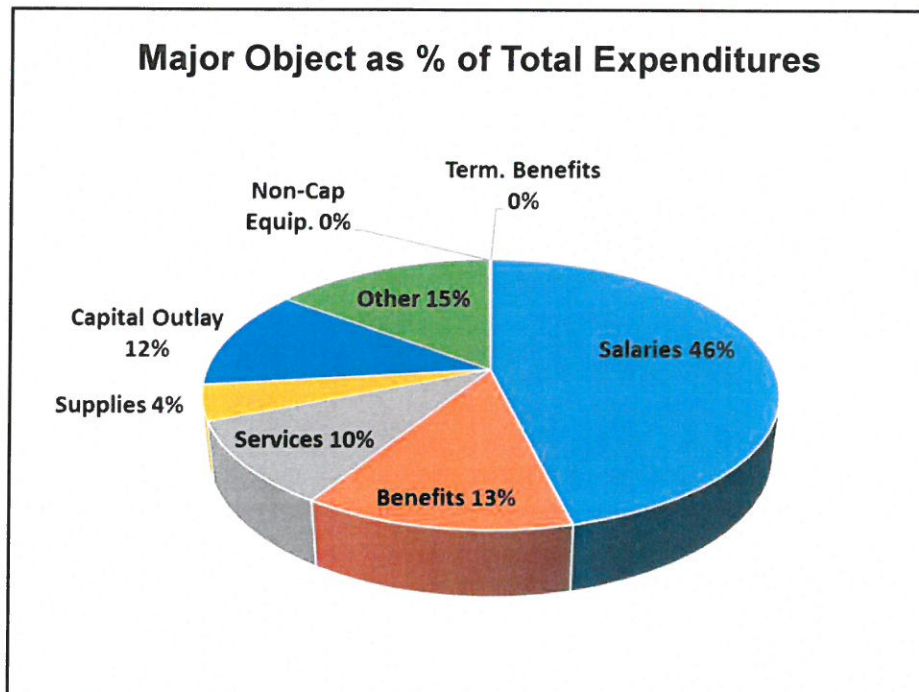
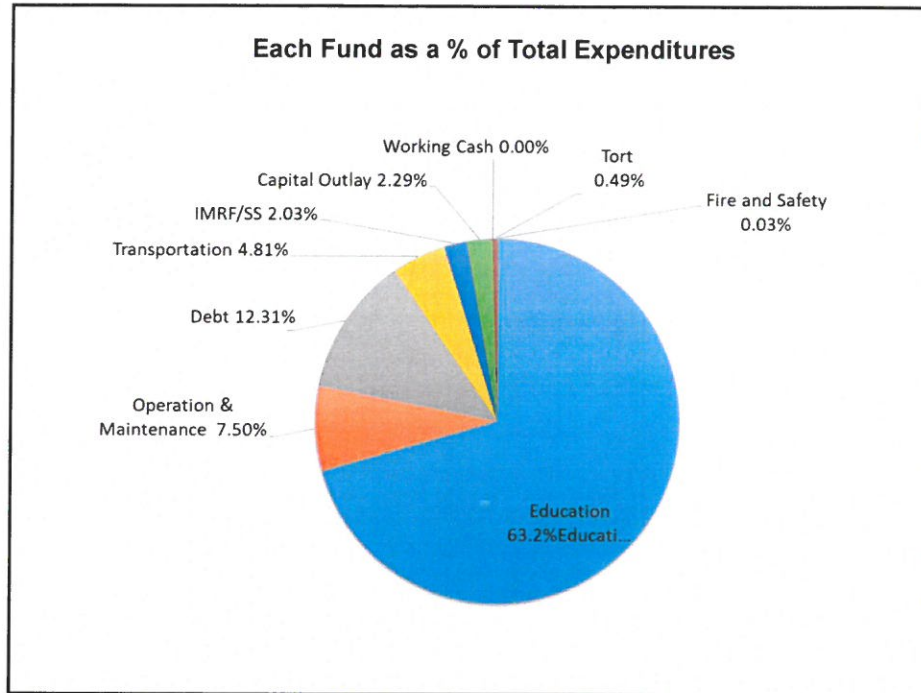
Revenues

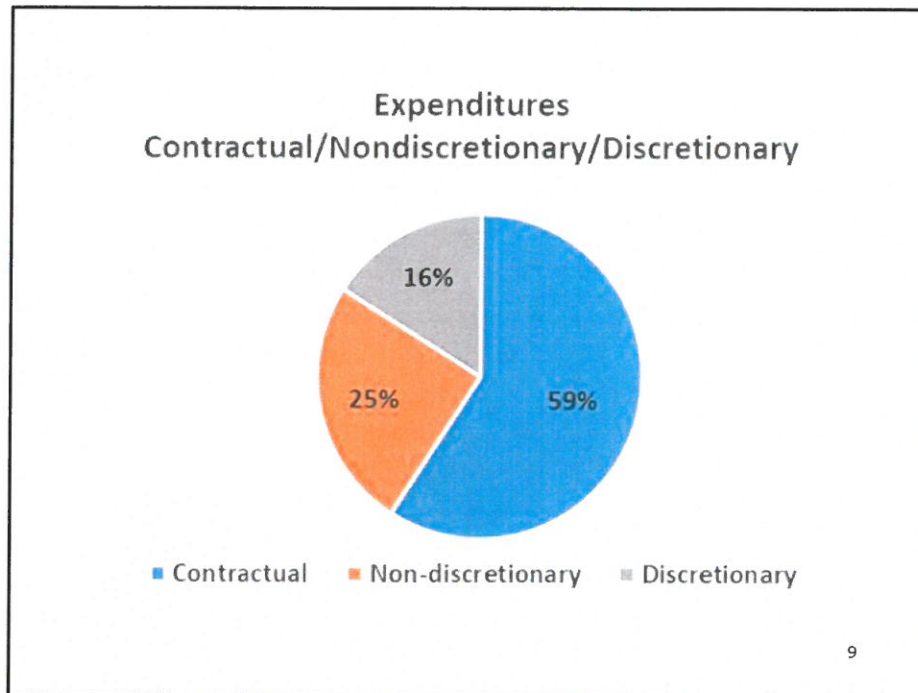
Fund	FY19 Actual Unaudited	FY20 Budget	% Change
Education	\$ 11,406,745	\$ 13,143,427	15%
Operation & Maintenance	\$ 1,550,175	\$ 908,041	-41%
Debt	\$ 1,348,787	\$ 1,760,573	31%
Trans	\$ 901,786	\$ 990,972	10%
IMRF/SS	\$ 397,971	\$ 401,351	1%
Capital Outlay	\$ -	\$ -	0%
Working Cash	\$ 5,620	\$ 4,500	-20%
Tort	\$ 80,003	\$ 87,705	10%
Fire and Safety	\$ 5,906	\$ 4,931	-17%
Total	\$ 15,696,993	\$ 17,301,500	10%



Expenditures

Fund	FY19 Actual	FY20 Budget	% Change
	Unaudited		
Education	\$ 10,896,085	\$ 12,305,493	12.9%
Operation & Maintenance	\$ 1,157,756	\$ 1,488,733	28.6%
Debt	\$ 1,900,881	\$ 1,534,750	-19.3%
Trans	\$ 742,848	\$ 820,911	10.5%
IMRF/SS	\$ 314,017	\$ 377,386	20.2%
Capital Outlay	\$ 353,003	\$ 1,431,214	0.0%
Working Cash	\$ -	\$ -	0.0%
Tort	\$ 75,045	\$ 76,013	1.3%
Fire and Safety	\$ 5,009	\$ 5,100	1.8%
Total	\$ 15,444,644	\$ 18,039,600	16.8%





Pleasantdale School District #107 Final Budget FY20

Fund	FY19 Revenues	FY19 Expenses	Difference
Education	\$ 13,143,427	\$ 12,305,493	\$ 837,934
Oper & Maint	\$ 908,041	\$ 1,488,733	\$ (580,692)
Debt Service	\$ 1,760,573	\$ 1,534,750	\$ 225,823
Trans	\$ 990,972	\$ 820,911	\$ 170,061
IMRF	\$ 401,351	\$ 377,386	\$ 23,965
Capital Projects	\$ -	\$ 1,431,214	\$ -
Working Cash	\$ 4,500	\$ -	\$ 4,500
Tort	\$ 87,705	\$ 76,013	\$ 11,692
Life Safety	\$ 4,931	\$ 5,100	\$ (169)
TOTAL	\$ 17,301,500	\$ 18,039,600	\$ (738,100)

Projected Fund Balance June 30, 2020

Fund	June 30, 2019 Fund Balances <i>Unaudited</i>	FY20 Projected Budget Difference	June 30, 2020 Projected Balances
Education	\$7,468,937	\$837,934	\$8,306,871
Oper & Maint	\$2,912,953	(\$580,692)	\$2,332,261
Debt Service	\$363,493	\$225,823	\$589,316
Trans	\$785,525	\$170,061	\$955,586
IMRF	\$390,847	\$23,965	\$414,812
Capital Projects	1431212.21	(\$1,431,214)	\$0
Working Cash	\$278,691	\$4,500	\$283,191
Tort	\$52,704	\$11,692	\$64,396
Life Safety	\$289,870	(\$169)	\$289,701
TOTAL	\$13,974,230	(\$738,100)	\$13,236,130

Pleasantdale School District 107
Budget Fiscal Year 2020

QUESTIONS?

Amendments to Tentative Budget FY20

<u>REVENUES</u>	<u>Tentative FY20</u>	<u>Final FY20</u>	<u>DIFFERENCE</u>
Education	\$ 13,062,058	\$ 13,143,427	\$ 81,369
Oper & Maint	\$ 908,041	\$ 908,041	\$ -
Debt Service	\$ 1,760,573	\$ 1,760,573	\$ -
Trans	\$ 990,972	\$ 990,972	\$ -
IMRF	\$ 401,351	\$ 401,351	\$ -
Capital Projects	\$ -	\$ -	\$ -
Working Cash	\$ 4,500	\$ 4,500	\$ -
Tort	\$ 87,705	\$ 87,705	\$ -
Life Safety	\$ 5,000	\$ 4,931	\$ (69)
TOTAL	\$ 17,220,200	\$ 17,301,500	\$ 81,300

<u>EXPENSES</u>	<u>Tentative FY20</u>	<u>Final FY20</u>	<u>DIFFERENCE</u>
Education	\$ 12,291,293	\$ 12,305,493	\$ (14,200)
Oper & Maint	\$ 1,456,733	\$ 1,488,733	\$ (32,000)
Debt Service	\$ 1,534,750	\$ 1,534,750	\$ -
Trans	\$ 820,911	\$ 820,911	\$ -
IMRF	\$ 377,386	\$ 377,386	\$ -
Capital Projects	\$ 1,431,214	\$ 1,431,214	\$ -
Working Cash	\$ -	\$ -	\$ -
Tort	\$ 76,013	\$ 76,013	\$ -
Life Safety	\$ 5,100	\$ 5,100	\$ -
TOTAL	\$ 17,993,400	\$ 18,039,600	\$ (46,200)

Pleasantdale School District 107
Final Budget FY20

Fund	FY19 Revenues	FY19 Expenses	Difference
Education	\$ 13,143,427	\$ 12,305,493	\$ 837,934
Oper & Maint	\$ 908,041	\$ 1,488,733	\$ (580,692)
Debt Service	\$ 1,760,573	\$ 1,534,750	\$ 225,823
Trans	\$ 990,972	\$ 820,911	\$ 170,061
IMRF	\$ 401,351	\$ 377,386	\$ 23,965
Capital Projects	\$ -	\$ 1,431,214	\$ -
Working Cash	\$ 4,500	\$ -	\$ 4,500
Tort	\$ 87,705	\$ 76,013	\$ 11,692
Life Safety	\$ 4,931	\$ 5,100	\$ (169)
TOTAL	\$ 17,301,500	\$ 18,039,600	\$ (738,100)

Fund Balance Projected at June 30, 2020

Fund	June 30, 2019 Fund Balances Unaudited	FY20 Projected Budget Difference	June 30, 2020 Projected Balances
Education	\$7,468,937	\$837,934	\$8,306,871
Oper & Maint	\$2,912,953	(\$580,692)	\$2,332,261
Debt Service	\$363,493	\$225,823	\$589,316
Trans	\$785,525	\$170,061	\$955,586
IMRF	\$390,847	\$23,965	\$414,812
Capital Projects	1431212.21	(\$1,431,214)	\$0
Working Cash	\$278,691	\$4,500	\$283,191
Tort	\$52,704	\$11,692	\$64,396
Life Safety	\$289,870	(\$169)	\$289,701
TOTAL	\$13,974,230	(\$738,100)	\$13,236,130

SECTION 2

Revenues

Revenues FY19 Actual to Final Budget FY20 by Fund

Fund	FY19 Actual	FY20 Budget	% Change
	Unaudited		
Education	\$ 11,406,745	\$ 13,143,427	15%
Operation & Maintenance	\$ 1,550,175	\$ 908,041	-41%
Debt	\$ 1,348,787	\$ 1,760,573	31%
Trans	\$ 901,786	\$ 990,972	10%
IMRF/SS	\$ 397,971	\$ 401,351	1%
Capital Outlay	\$ -	\$ -	0%
Working Cash	\$ 5,620	\$ 4,500	-20%
Tort	\$ 80,003	\$ 87,705	10%
Fire and Safety	\$ 5,906	\$ 4,931	-17%
Total	\$ 15,696,993	\$ 17,301,500	10%

SECTION 3

Expenditures

Expenditures FY19 Actual to Final Budget FY20 by Fund

Fund	FY19 Actual	FY20 Budget	% Change
	Unaudited		
Education	\$ 10,896,085	\$ 12,305,493	12.9%
Operation & Maintenance	\$ 1,157,756	\$ 1,488,733	28.6%
Debt	\$ 1,900,881	\$ 1,534,750	-19.3%
Trans	\$ 742,848	\$ 820,911	10.5%
IMRF/SS	\$ 314,017	\$ 377,386	20.2%
Capital Outlay	\$ 353,003	\$ 1,431,214	0.0%
Working Cash	\$ -	\$ -	0.0%
Tort	\$ 75,045	\$ 76,013	1.3%
Fire and Safety	\$ 5,009	\$ 5,100	1.8%
Total	\$ 15,444,644	\$ 18,039,600	16.8%

SECTION 4

Supplemental

Pleasantdale Elementary School
8100 School Street
La Grange, IL 60525
708.246.4700 Fax: 708.246.4625



Pleasantdale Middle School
7450 S. Wolf Road
Burr Ridge, IL 60527
708.246.3210 Fax: 708.352.0092

Pleasantdale School District 107 | 7450 S. Wolf Road | Burr Ridge, IL 60527 | 708.784.2013 | Fax: 708.246.0161 | www.d107.org

NOTICE OF PUBLIC HEARING

NOTICE IS HEREBY GIVEN by the Board of Education of School District No. 107, County of Cook, State of Illinois, that tentative budget for said school district for the fiscal year beginning July 1, 2019 will be on file and conveniently available to public inspection at 7450 S. Wolf Road, Burr Ridge, Illinois in the Administration Building as of August 15, 2019 through September 18th, 2019, from and after 8:00 A.M. until 3:00 P.M. Notice is further hereby given that a public hearing on said budget will be held at 7:00 P.M. on the 18th day of September 2019 at 7450 S. Wolf Road, Burr Ridge, Illinois, in this School District No. 107.

Dated this 14th Day of August 2019

Mary Lenzen
Secretary of the Board of Education
School District No. 107