

A close-up, low-angle photograph of a laptop keyboard. The keys are dark with white lettering. A strong red light source from the top left creates a vibrant glow across the keyboard, casting long, soft shadows and highlighting the texture of the keys. The background is blurred, showing more of the keyboard and the laptop's surface.

# Statement of Economic Interest Filer Guide 2025

**Oregon Government  
Ethics Commission**

3218 Pringle Rd SE, Ste 220  
Salem, OR 97302-1680

503-378-5105

[www.oregon.gov/ogec](http://www.oregon.gov/ogec)

Revised 02.05.2025

## TABLE OF CONTENTS

<b>Introduction .....</b>	<b>2</b>
<b>Who is Required to File .....</b>	<b>2</b>
<b>Jurisdictional Contact .....</b>	<b>3</b>
<b>Getting Started Using Email Link.....</b>	<b>4</b>
<b>Creating Your Account.....</b>	<b>4</b>
<b>Getting Started Using Registration Code/ Token ID .....</b>	<b>8</b>
<b>Managing Your EFS Account .....</b>	<b>9</b>
<b>Login .....</b>	<b>9</b>
<b>Dashboard .....</b>	<b>10</b>
<b>Forgot Password.....</b>	<b>12</b>
<b>Forgot Username .....</b>	<b>13</b>
<b>Editing/Updating Account Information .....</b>	<b>13</b>
<b>Updating Contact Information .....</b>	<b>14</b>
<b>Updating Password .....</b>	<b>15</b>
<b>Updating Security Questions.....</b>	<b>16</b>
<b>Updating Alternate Contact .....</b>	<b>16</b>
<b>Save Changes .....</b>	<b>16</b>
<b>Date of Appointment.....</b>	<b>17</b>
<b>Resigning from Position.....</b>	<b>17</b>
<b>Filing an SEI.....</b>	<b>18</b>
<b>Filing Tips.....</b>	<b>19</b>
<b>Question 1: Business Office or Directorship; Business Name: .....</b>	<b>21</b>
<b>Question 2: Sources of Income .....</b>	<b>30</b>
<b>Question 3: Real Property.....</b>	<b>30</b>
<b>Question 4: Office Related Events .....</b>	<b>31</b>
<b>Question 5: Honoraria .....</b>	<b>32</b>
<b>Question 6: Shared Business with Lobbyist.....</b>	<b>33</b>
<b>Question 7: Income of \$1,000 or More .....</b>	<b>33</b>
<b>Question 8: Debt of \$1,000 or More.....</b>	<b>34</b>
<b>Question 9: Business Investment of \$1,000 or More.....</b>	<b>34</b>
<b>Question 10: Service Fee of \$1,000 or More.....</b>	<b>35</b>

<b>Verify and Save .....</b>	<b>35</b>
<b>Most Common Filing Errors.....</b>	<b>37</b>
<b>Statutory References.....</b>	<b>38</b>
<b>Definitions .....</b>	<b>39</b>
<b>FAQS .....</b>	<b>39</b>
<b>System Requirements.....</b>	<b>40</b>

## DISCLAIMER

This training material is issued by the Oregon Government Ethics Commission (OGEC) pursuant to ORS 244.340 Continuing Education Program. This publication is intended for educational and training purposes only and should not be used as a substitute for a review of the specific statutes and rules. There may be other laws or regulations not within the jurisdiction of OGEC that apply to actions or transactions described in this training material. Do not reproduce or distribute without the express written permission of OGEC.

## INTRODUCTION

If you are receiving this guide from your public body, OGEC has been informed that you are a public official who is required by ORS 244.050 to electronically file a Statement of Economic Interest (SEI). The governing body you serve has provided us with your name, position, and email address. You will receive a system-generated email from OGEC’s Electronic Filing System (EFS) to create a username, password, and confirm your pre-filled personal profile information is correct and electronically submit to OGEC. You will need to create your profile before March 15<sup>th</sup> to ensure you receive all communications from OGEC.

During the filing period, failure to complete and electronically file by the final filing date may subject you to an automatic civil penalty of \$10.00 for each of the first 14 days the SEI is late and \$50.00 for each day thereafter, up to a maximum of \$5,000.00 [ORS 244.350(4)(c)].

## WHO IS REQUIRED TO FILE

There are approximately 6,000 Oregon public officials who must file an Annual Verified Statement of Economic Interest (SEI) with OGEC by **April 15<sup>th</sup>** of each calendar year.

**Public officials who are required to file reports are specified in ORS 244.050.** Please refer to that section of the law to see if your specific position requires you to file

these forms. In general, public officials who hold the following positions are required to file:

- **State:** Public officials who hold elected or appointed executive, legislative or judicial positions. This includes those who have been appointed to positions on certain boards or commissions.
- **Counties:** Elected officials, such as commissioners, assessors, surveyors, treasurers and sheriffs must file, as do planning commission members and the county's principal administrator.
- **Cities:** All elected officials, the city manager or principal administrator, municipal judges and planning commission members.
- **Districts:** Administrative and financial officers in school districts, education service districts and community college districts. Some members of the board of directors for certain special districts. All school board members of each common and union high school district.
- **Candidates:** Individuals running for some elected public offices are also required to file.

For a full list of public officials required to file SEI reports, please see ORS 244.050.

## JURISDICTIONAL CONTACT

OGEC staff has identified the positions held by public officials who must file the SEI form and has them listed in the Electronic Filing System (EFS) by jurisdiction. Each jurisdiction [city, county, executive department, board or commission, etc.] has designated a person who acts as the Commission's point of contact for that jurisdiction. (OAR 199-020-0005(1))

This contact person is known as the **Jurisdictional Contact (JC)**. It is through the JC that OGEC obtains the name and email address of each public official who is required to file. When there is a change, through resignation, appointment or election, in who holds a position, the **JC** makes the necessary changes in the EFS.

**Please Note:** If there is a change in the SEI filer's email address or other contact information, it is the **SEI filer's responsibility** to make the change in their personal account - not the responsibility of the JC.

As with other provisions in Oregon Government Ethics law, it is each public official's personal responsibility to ensure they comply with the requirement to complete and submit the SEI form by April 15<sup>th</sup>.

## GETTING STARTED USING EMAIL LINK

Each jurisdiction has a designated person, a JC, whose responsibility is to keep the OGEC database (Electronic Filing System, EFS) up to date with the names of the public officials serving in specific roles. Once the JC has added you to EFS, you will receive an email invitation to create your account.


**NOTE:** The link in the email is only active for 90 days. If your link is not active, please contact your JC to get a new email invitation and link.

You will only need one account, even if you have multiple roles or seat assignments in EFS. If you serve in multiple roles that require filing an SEI, your positions will be listed in your personal account profile you have set-up. If you already have an account and are being assigned to a new seat, it is important that the JC for your new role has the email associated with your existing account. Having multiple accounts may result in EFS charging you penalties. You will only need to file one SEI each year, even if you have multiple positions that require you to file.

**NOTE:** If you are both a JC and an SEI filer, you will have two separate accounts.

## CREATING YOUR ACCOUNT

1. Locate the system-generated email from OGEC: [ogec.notification@egov.com](mailto:ogec.notification@egov.com)
2. Locate the email link within the email.



Dear Stephanie Trainer:

You are being invited to create a personal account in the Oregon Government Ethics Commission's (Commission) Electronic Filing System (EFS) to prepare for the required filing of the Statement of Economic Interest. ORS 244.050 specifically identifies certain public officials who are required to complete and file the Annual Verified Statement of Economic Interest (SEI) form. AMITY SD 4J has indicated that you currently hold a public position that is required to file.

All filings are submitted electronically through the EFS and require that you have an active account. Notifications for the filing are sent from [ogec.notifications@egov.com](mailto:ogec.notifications@egov.com), and are sent to the email address that you provide in your account. You can provide your personal email account as it is not public record. Using an email that you check regularly is imperative. On March 15th you will be contacted via email to file your report and you have until April 15th to complete the filing.

Please click on the following link to create your account now. <https://gcc02.safelinks.protection.outlook.com/?url=http%3A%2F%2Fuat-oregon.egov.com%2F%2Fogec%2Fefs%2Fseilaccount%2Fseilinvite%3FconfirmationCode%3DABBJU9&data=05%7C01%7C0GEC.Training%40ogec.oregon.gov%7C8fdb1910f72a4b6554fd08dac68cf394%7Caa3f6932fa7c47b4a0cea598cad161cf%7C0%7C0%7C638040605928751531%7CUnknown%7CTWFpbGZsb3d8eyJWljiMC4wLjAwMDAAILCjQjoiV2UuMzIiLCJBTiI6I1haWwWILCjXVCi6Mn0%3D%7C3000%7C%7C7C&data=AA5lyxmYaevxT3Rj7RcaK5jP%2F%2BByHg17CbYI%2FTRGzkc0%3D&reserved=0>

If you have a pre-existing account created in EFS, please contact Commission staff for assistance.

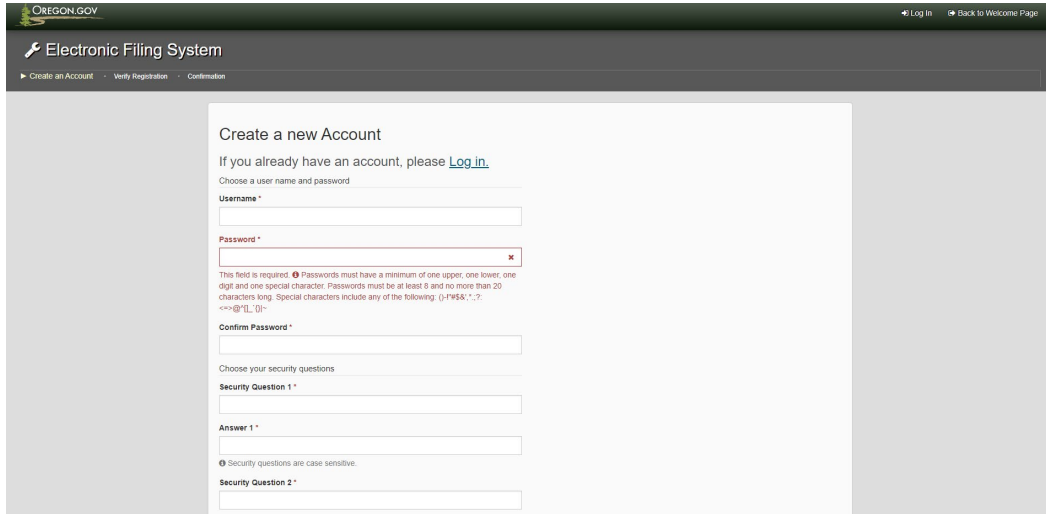
For helpful training opportunities and materials for filing your SEI, click here: <https://www.oregon.gov/ogec/training/pages/default.aspx>.

Contact the Commission staff with questions or concerns at 503-378-5105 or by email at [mail@ogec.oregon.gov](mailto:mail@ogec.oregon.gov). We are always happy to help.

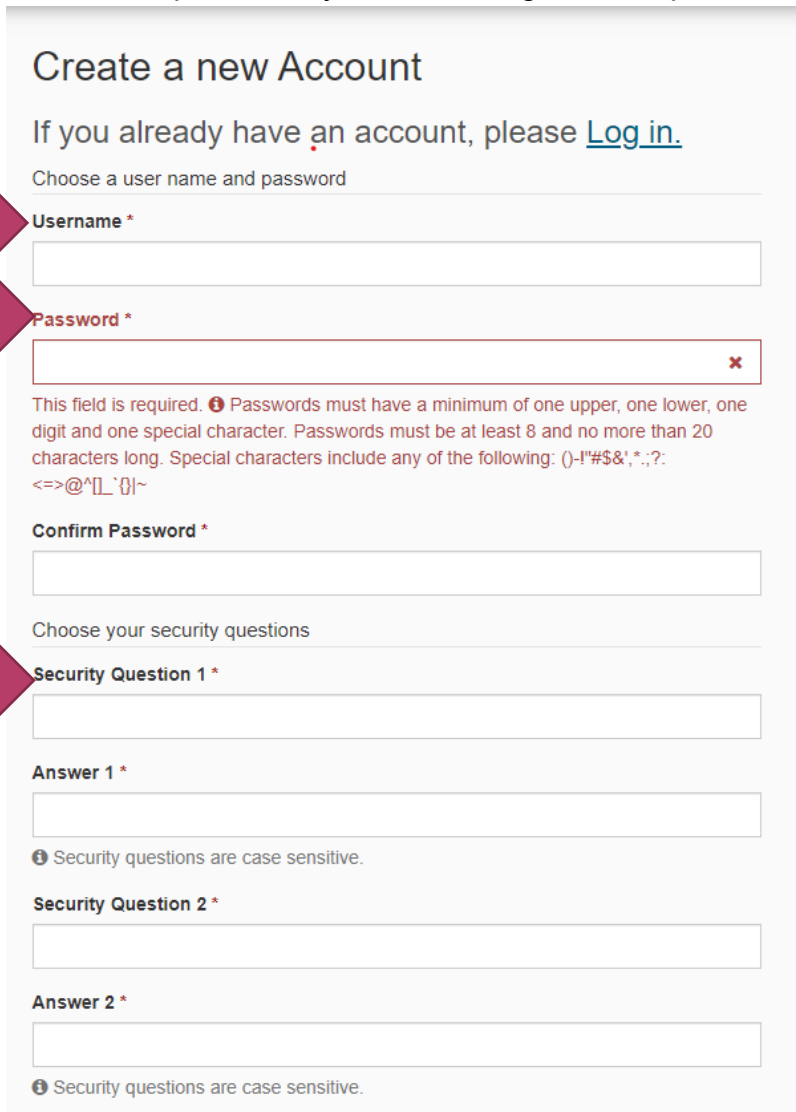
Do not reply to this email notification as it will not be delivered to the Commission.

Thank you,  
Oregon Government Ethics Commission  
3218 Pringle Rd SE, Ste 220  
Salem OR 97302

3. Click on the link or copy the link into your web browser address bar. This will direct you to the "Create a New Account" page of EFS.



Make sure to complete all fields. Many of the fields are prepopulated with information provided by the JC during the seat/position assignment process.



#### 4. Select Username.

Choose your username carefully, as the username field is permanent. The use of an email address as a username is **NOT** recommended.

5. **Select a password.** Passwords must have a minimum of:

- ✓ One upper case letter
- ✓ One lower case letter
- ✓ One numerical digit
- ✓ One special character (*See text help for special character list*)
- ✓ Must be at least 8 and not more than 20 characters long

**NOTE:** We recommend that you do not use an exclamation mark (!) as one of your special characters. This sometimes causes login errors.

6. **Security Questions.** Security questions enable you to retrieve your password if you are unable to remember it.

- Security question answers are **case and space sensitive**.
- If your security question answer contains more than a one-word answer, you will need to remember to include all spaces, punctuation, and special characters that you used.
- We recommend using factual information. Examples: Model or year of first car, where you went to High School, grandmother's maiden name, etc.

7. **Personal Profile Information.**

Verify that the pre-populated personal profile information is correct. It is your responsibility as an SEI filer to maintain your own profile information, which includes mailing address, phone number and most importantly, the email address.

Security questions are case sensitive.

Personal Profile Information

Last Name \*

First Name \*

Middle Name

Email \*

Phone \*

Alternate Phone

Fax

Mailing Address \*

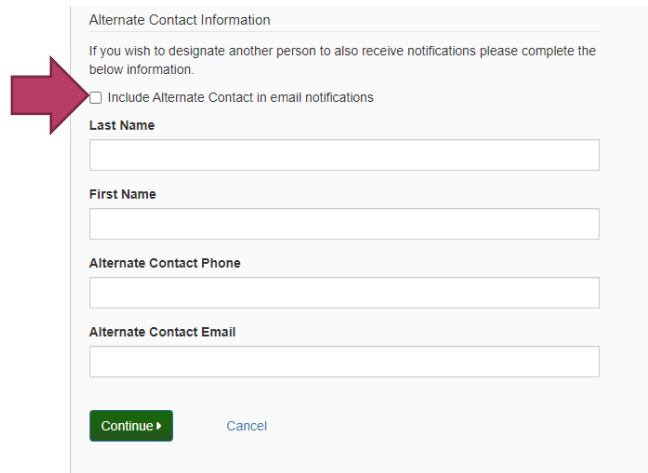
Address Line 2

City \* State \* Zip Code \*

OR

8. **Alternate Contact Information.** You have the option to identify an alternate contact person to receive the same system-generated email notifications that you will receive. It is recommended that you list your JC as an alternate contact.

**FIRST:** Be sure to check the box to include the designated alternate contact in email notifications. Then you can enter the contact's information. If you do not check the box first, they will not receive copies of the emails.



Alternate Contact Information

If you wish to designate another person to also receive notifications please complete the below information.

Include Alternate Contact in email notifications

Last Name

First Name

Alternate Contact Phone

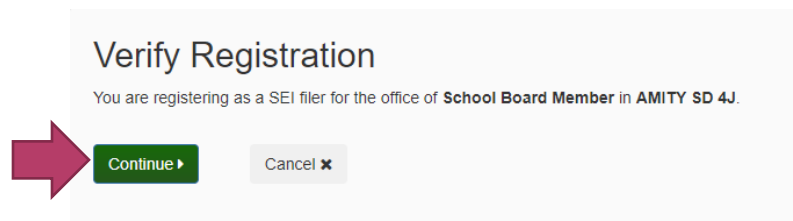
Alternate Contact Email

Continue > Cancel

9. After confirming all information is correct, select **CONTINUE**.

10. **Verify Registration.**

You will now be asked to verify your personal profile information. Select **CONTINUE**.



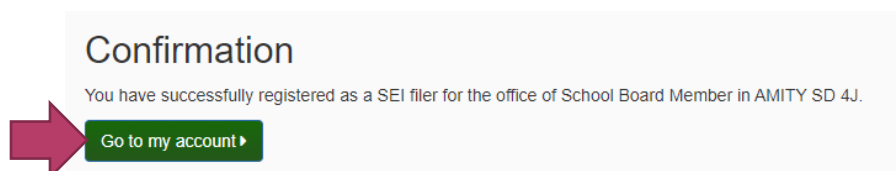
Verify Registration

You are registering as a SEI filer for the office of **School Board Member** in **AMITY SD 4J**.

Continue > Cancel ✕

11. **Confirmation.**

If you have successfully registered, the **CONFIRMATION** page will appear naming the jurisdiction you have registered for. You will receive a system-generated email confirming that you have successfully registered.



Confirmation

You have successfully registered as a SEI filer for the office of **School Board Member** in **AMITY SD 4J**.

Go to my account >



12. Once you have created your personal profile, you will now select **GO TO MY ACCOUNT** to view your account.

## GETTING STARTED USING REGISTRATION CODE/ TOKEN ID

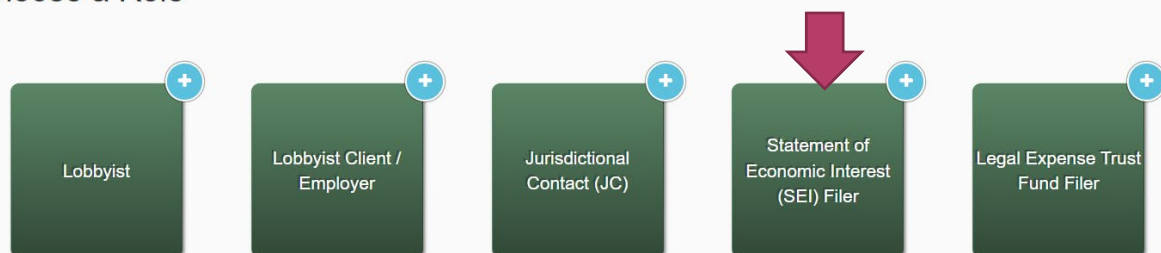
If you are unable to locate the system-generated email from OGEC: [ogec.notification@egov.com](mailto:ogec.notification@egov.com), please contact your JC. Your JC can provide you with the registration code (also known as the Token ID).

**Please confirm that they entered your email address correctly before using the registration code.** If the JC has not entered your email address correctly, they will need to delete your invitation and re-seat you. This will generate a new email invitation and registration code.

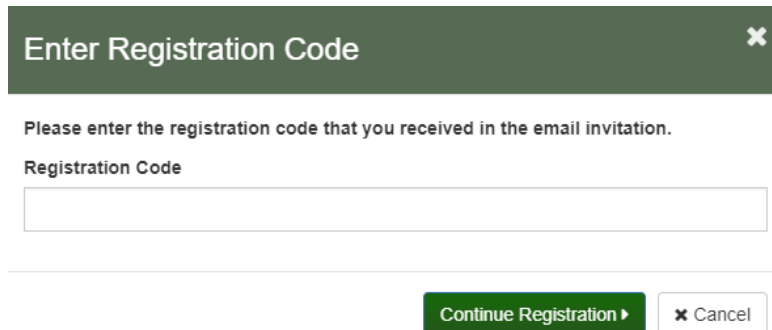
1. Once you have gotten the registration code/token ID from your JC, go to the EFS login page.

2. Click on the blue “Create an account” button.
3. **Choose a role.** Click on the green box labeled “Statement of Economic Interest (SEI) Filer”

### Choose a Role



4. **Registration Code.** You can now enter the registration code (shown as the Invite Token ID in the JC's account).



Enter Registration Code

Please enter the registration code that you received in the email invitation.

Registration Code

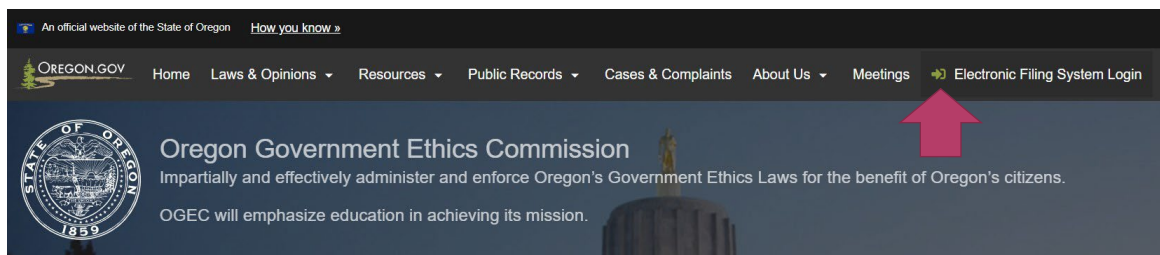
Continue Registration ▶    ✕ Cancel

5. You will be taken to the **Create a new Account** screen. Please follow the instructions above.

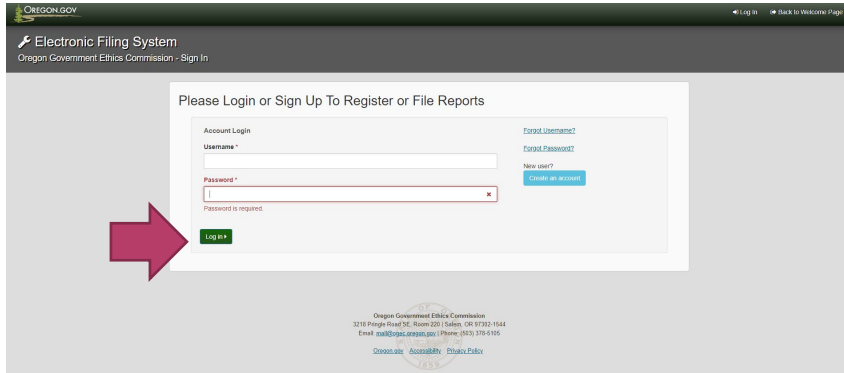
## MANAGING YOUR EFS ACCOUNT

### LOGIN

1. Go to OGEC's website [www.oregon.gov/ogec](http://www.oregon.gov/ogec)
2. Click on "Electronic Filing System Login" at the top right of the screen.

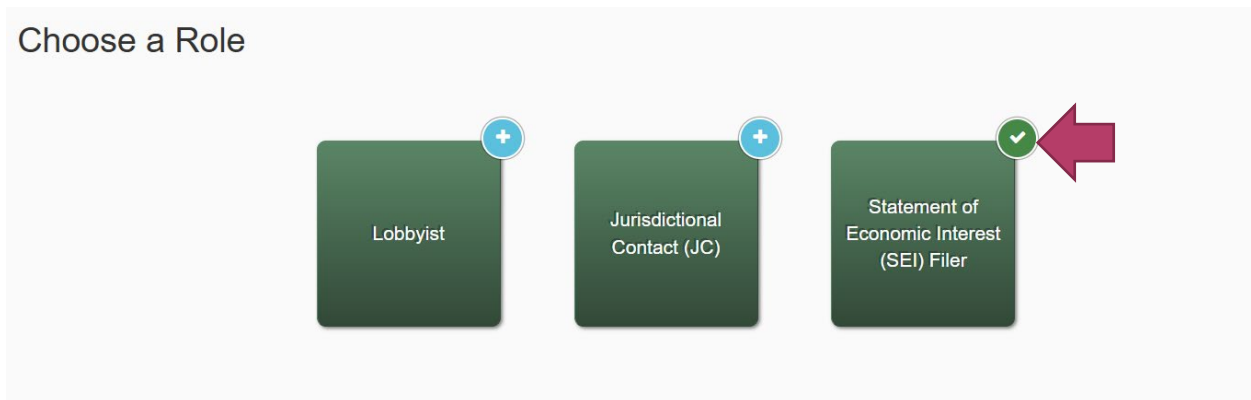


3. You will be re-directed to the Electronic Filing System (EFS) login page.
4. Enter your login information and click on the green **Log in** button.



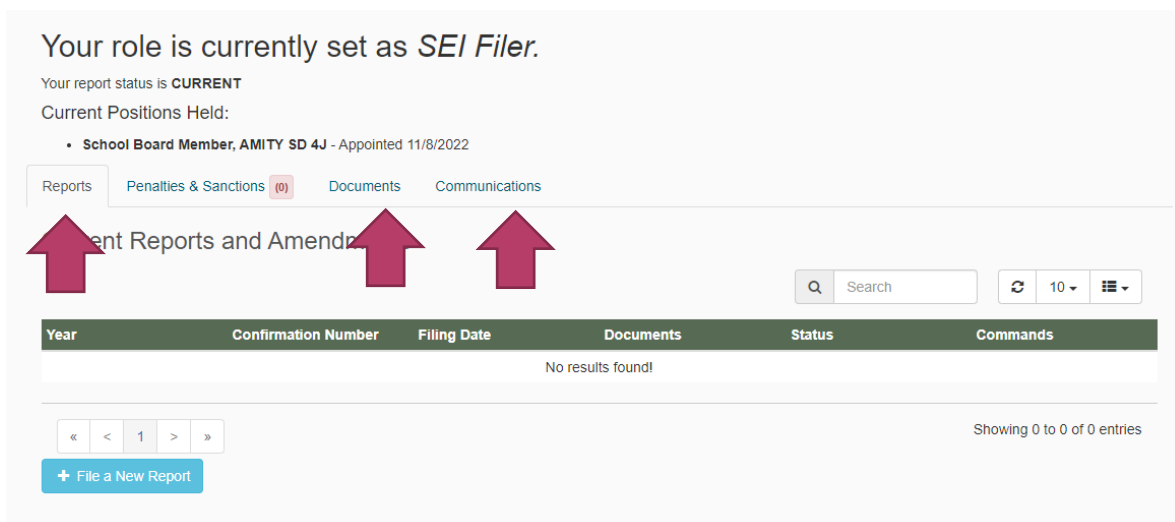
- Choose Role.** Select your role. Available roles have a green checkmark. Roles that may be added have a blue plus mark.

Select the **Statement of Economic Interest (SEI) Filer** role to get to the SEI dashboard.



## DASHBOARD

The Dashboard provides access to your SEI, any **Documents** uploaded to support your SEI, and all email **Communications** sent by EFS.



If you hold other roles, you will have a separate dashboard for each of those roles.

1. Navigate between views, i.e. Reports, Documents and Communications, of your dashboard by clicking on the tab names. The default view will be the **Reports** tab.

Your role is currently set as *SEI Filer*.

Your report status is **CURRENT**

Current Positions Held:

- School Board Member, AMITY SD 4J - Appointed 11/8/2022

Reports Penalties & Sanctions (0) Documents Communications

### Current Reports and Amendments

Q Search [Refresh] 10 [List]

Year	Confirmation Number	Filing Date	Documents	Status	Commands
No results found!					

« < 1 > » Showing 0 to 0 of 0 entries

+ File a New Report

2. Email notices sent by the EFS can be viewed in the **Communications** tab. Click on the **Subject** link to view the text of the communication.

Your role is currently set as *SEI Filer*.

Your report status is **CURRENT**

Current Positions Held:

- School Board Member, AMITY SD 4J - Appointed 11/8/2022

Reports Penalties & Sanctions (0) Documents Communications

### Communication History

Q Search [Refresh] 10 [List]

Date/Time Sent	Sender	Subject
11/14/2022 - 02:09:46 pm	Admin	<a href="#">SEI Filer Invitation to Create Account</a>

« < 1 > » Showing 1 to 1 of 1 entries

3. **Documents** are anything provided to the agency as part of your report filing. If the system does not allow you to directly upload your required documents you will need to electronically send them to the Commission at: [mail@ogec.oregon.gov](mailto:mail@ogec.oregon.gov) noting the SEI filer name, jurisdiction, report year, and a request that the document be attached to your filing. The OGEC Administrator will then attach the document to the filed report. Documents may be viewed through the **Documents** tab.

Your role is currently set as *SEI Filer*.

Your report status is **CURRENT**

Current Positions Held:

- School Board Member, AMITY SD 4J - Appointed 11/8/2022

Reports Penalties & Sanctions (0) Documents Communications

View Uploaded Documents

Q Search [Refresh] 10 [Menu]

Associated Filing	Title	Date Uploaded
No results found!		


## FORGOT PASSWORD

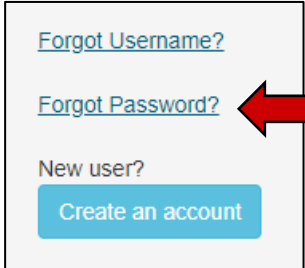
Contact OGEC staff at: 503-378-5105 / [mail@ogec.oregon.gov](mailto:mail@ogec.oregon.gov) to request a password reset. You will then be able to change your password and update the security questions on your account.

OR

1. From EFS login page, select the **Forgot Password?** navigation link.

2. **Forgot Your Password** window displays.

3. **Enter your username.** Select 



4. **Answer security questions.** Security question answers are case and space sensitive.

**NOTE:** If your security question answer contains more than one word, you will need to remember to include all spaces, punctuation, and special characters that you used.

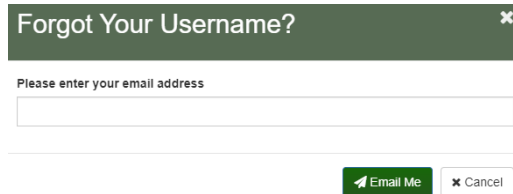
5. **Select a new password.** Passwords are case sensitive and must contain at least:

- 8 characters
- one upper case letter
- one lower case letter
- one number
- one special character

**NOTE:** We recommend that you do not use an exclamation mark (!) as one of your special characters. This sometimes causes login errors.

## FORGOT USERNAME

1. From EFS login page, select the **Forgot Username?** navigation link.
2. In the **Forgot Your Username?** pop-up, enter your email address and click on **Email Me**.



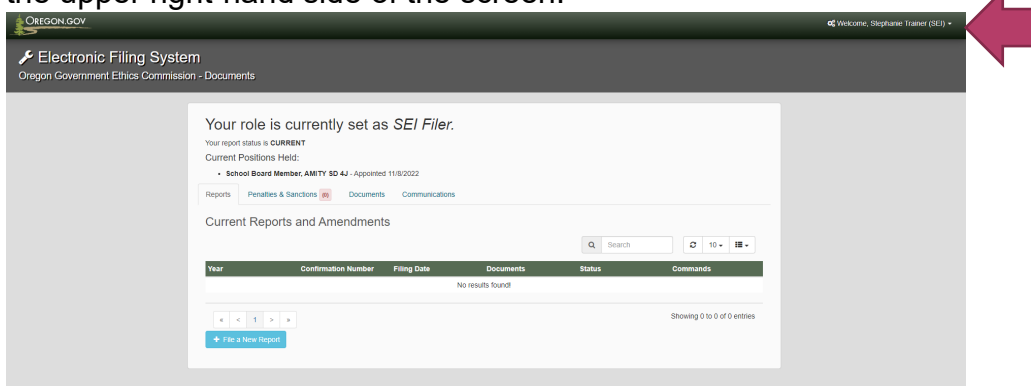
3. You will be routed back to the login page. A system-generated message will appear in the body of the page. The message should read: **“We found an account for (your email address). An email will be sent to that address.”**
4. The system will generate an email from [ogec.notification@egov.com](mailto:ogec.notification@egov.com). It will list the usernames associated with the email address used. If you have multiple accounts (such as a JC account and SEI filer account), we recommend contacting OGEC staff for assistance.
5. Any questions or issues, please contact OGEC staff.

## EDITING/UPDATING ACCOUNT INFORMATION

It is your responsibility to keep your personal information, such as mailing address or email address, current in your EFS account.

**NOTE:** You can edit only your own personal profile information. You cannot substitute another individual to complete your filing or to maintain your profile information.

1. Click on the down arrow next to the **Welcome, First Name Last Name (SEI)** line on the upper right-hand side of the screen.



2. A drop down menu will appear. Click on **Edit My Profile**.

The screenshot shows the Oregon Government Ethics Commission Electronic Filing System interface. The user is logged in as Stephanie Trainer (SEI). The page displays the user's role as SEI Filer and their current status as CURRENT. It lists the user's current positions held, including School Board Member, AMITY SD 4J, appointed on 11/8/2022. There are tabs for Reports, Penalties & Sanctions, Documents, and Communications. Below these is a section for View Uploaded Documents with a search bar and a table with columns for Associated Filing, Title, and Date Uploaded. The table currently shows "No results found!". At the bottom, there is contact information for the Oregon Government Ethics Commission, including the address, email, and phone number, along with links for Oregon.gov, Accessibility, and Privacy Policy.

## UPDATING CONTACT INFORMATION

3. In **My Profile** click on the **Edit** next to **Personal Profile Information**.

The screenshot shows the 'My Profile' page in the Oregon Government Ethics Commission Electronic Filing System. The user is logged in as Stephanie Heffner (Jurisdictional Contact). The page displays various profile information sections, each with an 'Edit' link: Personal Profile Information, Alternate Contact Information, Password, Security Questions, SEI Seat History, Audit Log, and Admin Notes. A green 'Request Name Change' button is visible at the top right of the profile section. At the bottom, there are 'Save and Return' and 'Cancel' buttons. Contact information for the Oregon Government Ethics Commission is provided at the bottom of the page.

4. **Update your profile information.** Please make sure your name, email, phone number, and mailing address are correct. You will only be able to update your email, phone number, and mailing address. If you need a name change, please contact OGEC or click on the green **Request Name Change** button.

OREGON.GOV

Welcome, Stephanie Heffner (Jurisdictional Contact)

**4** → My Profile (sheffner, Admin) [Request Name Change](#)

Personal Profile Information [Edit](#)

Last Name \*  
Heffner

First Name \*  
Stephanie

Middle Name

Email \*  
stephanie.heffner@oregon.gov ✓

Phone \*  
503-378-6802

Alternate Phone

Fax

Mailing Address \*  
3218 Pringle Rd SE, #220

Address Line 2  
Example: "1234 Anywhere St"

City \* Salem State \* OR Zip Code \* 97302-1880

## UPDATING PASSWORD

5. **Passwords** must have a minimum of:

- ✓ One upper case letter
- ✓ One lower case letter
- ✓ One numerical digit
- ✓ One special character (*See text help for special character list*)
- ✓ Must be at least 8 and not more than 20 characters long

**NOTE:** We recommend that you do not use an exclamation mark (!) as one of your special characters. This sometimes causes login errors.

Alternate Contact Information [Edit](#)

**5** → Password [Edit](#) **7**

Security Questions [Edit](#) **6**

SEI Seat History [Edit](#)

Audit Log [View](#)

Admin Notes [Edit](#)

**8** → [Save and Return](#) Cancel

Oregon Government Ethics Commission  
3218 Pringle Road SE, Room 220 | Salem, OR 97302-1544  
Email: [mail@ogec.oregon.gov](mailto:mail@ogec.oregon.gov) | Phone: (503) 378-5105  
[Oregon.gov](#) [Accessibility](#) [Privacy Policy](#)



---

## UPDATING SECURITY QUESTIONS

- 6. Security Questions.** Click the blue **Edit** option to update your security questions. These are used for password retrieval purposes. The security questions are **case and space sensitive**. If your security question answer contains more than one word, you will need to remember to include all spaces, punctuation, special characters, etc. that you used.

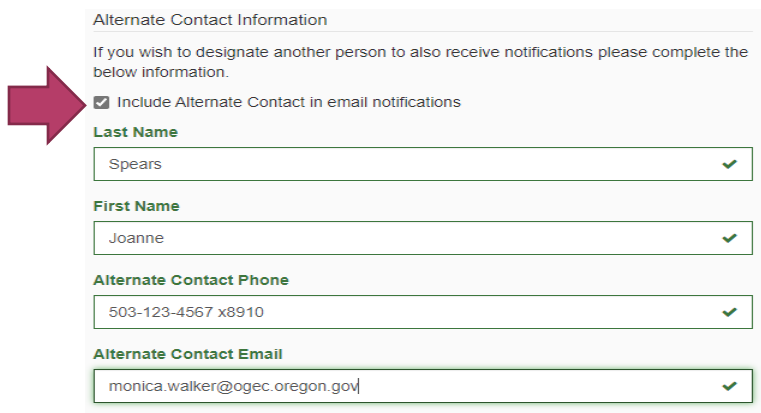
---

## UPDATING ALTERNATE CONTACT

- 7. Alternate Contact Information.** Click the blue **Edit** option to update your alternate contact information. You have the option to identify an alternate contact person to receive the same system-generated email notifications that you will receive.

The Alternate Contact will only receive copies of your notices. They will not receive any links, nor will they be able to login to your account.

**FIRST:** Be sure to check the box to include the designated alternate contact in email notifications. Then you can enter the contact's information. If you do not check the box first, they will not receive copies of the emails.



Alternate Contact Information

If you wish to designate another person to also receive notifications please complete the below information.

Include Alternate Contact in email notifications

**Last Name**  
Spears ✓

**First Name**  
Joanne ✓

**Alternate Contact Phone**  
503-123-4567 x8910 ✓

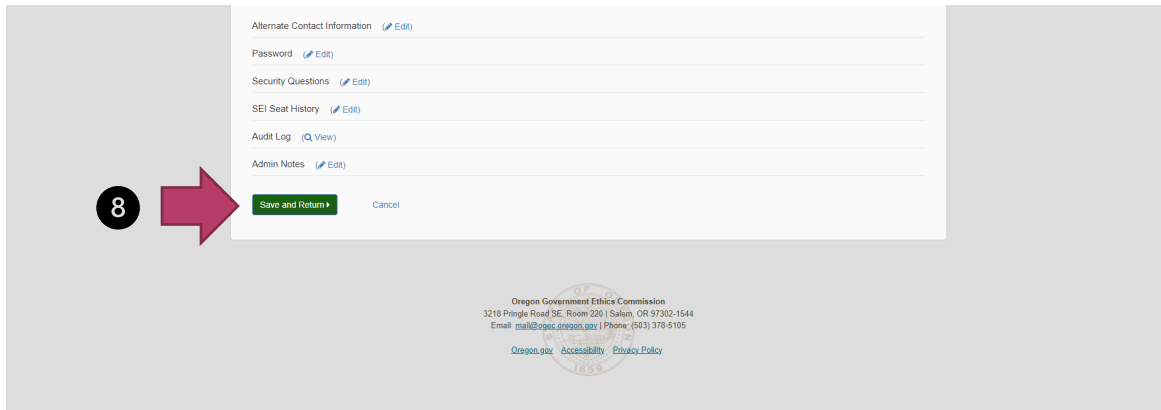
**Alternate Contact Email**  
monica.walker@ogec.oregon.gov ✓

It is recommended that you list an alternate contact to ensure that important dates are not missed, and tasks are completed on time.

---

## SAVE CHANGES

- 8. Save and Return.** Click on this green button when you have finished updating your account information.



## DATE OF APPOINTMENT

The JC enters the date of appointment/election information when inviting you to create an account profile. If you believe that it is incorrect, contact the JC for your jurisdiction and ask them to make the correction.

Because EFS started in 2016, no one will have an appointment date prior to 2016.

All school board members will have an appointment date of 1/1/2023 or later. This is because 2023 was the first year that school board members were required to file.

## RESIGNING FROM POSITION

Contact the JC assigned to the jurisdiction(s) in which you are elected or appointed by and advise them of your resignation.

You will not have the option of resigning and removing yourself in EFS.

If you hold the position and are seated on April 15<sup>th</sup> of the required filing period, you will be responsible for filing the required SEI report for that year.

Examples:

- If you held a position anytime starting April 16<sup>th</sup>, 2024 and were still in the position on April 15<sup>th</sup>, 2025, you are required to file an SEI.
- If you held a position anytime starting April 16<sup>th</sup>, 2024 BUT resigned and vacated your position on or before April 14<sup>th</sup> of 2025, you are not required to file.

Once the JC has removed you from the assigned position, you will receive a system-generated email advising you of this action.

## FILING AN SEI

SEIs are filed annually. The due date is April 15<sup>th</sup> of every year.

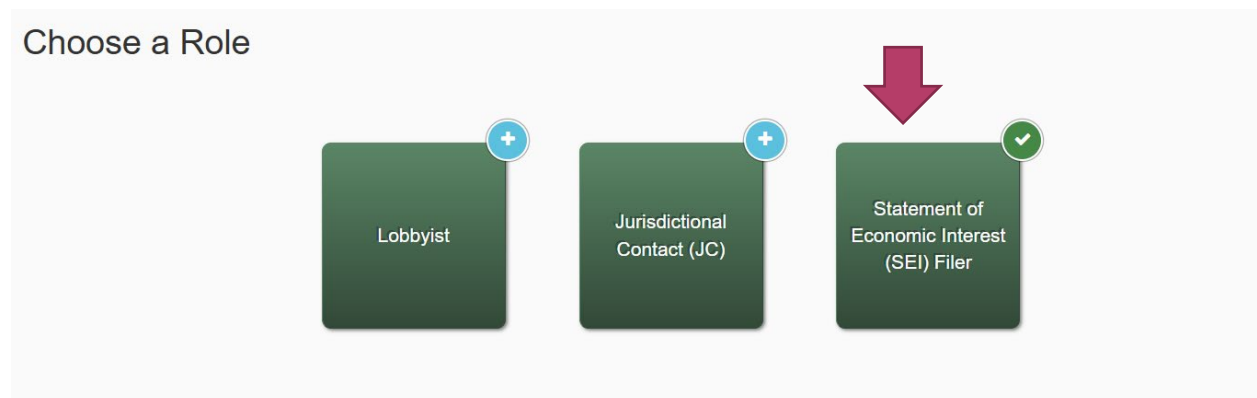
The reporting period opens March 15<sup>th</sup>. If you have an SEI reporting requirement, you will not be able to file until the reporting period opens.

You will receive an email notice from EFS sent to the email address you have on file in your account to let you know the filing period has opened.

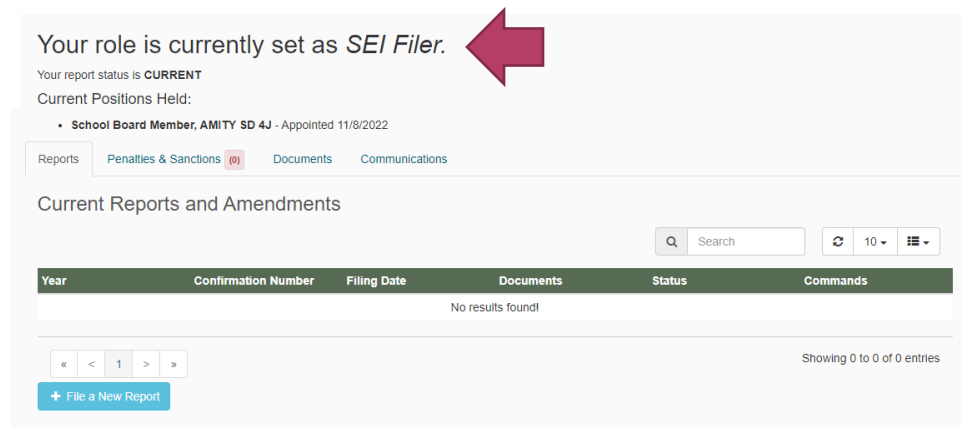
If you do not hold the office on April 15<sup>th</sup> of the current year, you will not be required to file an SEI report. Please make sure that the JC has removed you from the seat assignment prior to April 15<sup>th</sup>, otherwise you could receive late filing penalties.

**NOTE:** Filing requirements are based on the appointment date entered by the JC. The system will determine if there is a filing requirement and make the option available. If there is no filing requirement, the option to file will not be available.

1. **Login.** Login to EFS at: <https://apps.oregon.gov/OGEC/EFS>
2. **Choose a Role.** Select the “Statement of Economic Interest (SEI) Filer” role.



3. Verify your role is set as **SEI Filer**.



Your role is currently set as *SEI Filer*.

Your report status is **CURRENT**

Current Positions Held:

- **School Board Member, AMITY SD 4J** - Appointed 11/8/2022

4



Reports Penalties & Sanctions (0) Documents Communications

Current Reports and Amendments

Search 10 -

Year	Confirmation Number	Filing Date	Documents	Status	Commands
No results found!					

« < 1 > »

Showing 0 to 0 of 0 entries

5



+ File a New Report

4. The dashboard should be defaulted to the **Reports** screen.

5. Click on blue **+ File a New Report** button.

During the reporting period beginning March 15<sup>th</sup>, you will have access to complete the current year's SEI. If you try to file a new report and it is NOT during a reporting period or you have already completed your current report, the following message will display: **No new reports are due at this time.**

6. If you filed an SEI last year, the system will pre-populate with the information you entered for the previous year's SEI. Thoroughly review and make any necessary changes.

## FILING TIPS

1. To answer each question on the report, click the **Add an Item** button. You may enter as many items as necessary. Each new row will be added to your report independently. Some questions may have multiple sections, each section will require information to be added separately. See below Question 1A and 1B.

1. BUSINESS OFFICE OR DIRECTORSHIP; BUSINESS NAME:

Check here for none

A. If you or a member of your household were an officer or director of a business during 2021, please indicate that information below.

Business Name	Address Line	City	State	ZIP	Description of Business	Title of Office	Held by Whom	Edit	Delete
No Data to Report									

+ Add an item

---

Check here for none

B. List the names under which you or members of your household did business during 2021.

Business Name	Address Line	City	State	ZIP	Description of Business	Held by Whom	Edit	Delete
No Data to Report								

+ Add an item

2. **Nothing to report.** If you have nothing to report for a section, select the “**Check here for none**” checkbox. If the question has multiple sections, and you have nothing to report, you will need to select the “**Check here for none**” boxes for each section.

1. BUSINESS OFFICE OR DIRECTORSHIP; BUSINESS NAME:

Check here for none

A. If you or a member of your household were an officer or director of a business during 2021, please indicate that information below.

Business Name	Address Line	City	State	ZIP	Description of Business	Title of Office	Held by Whom	Edit	Delete
No Data to Report									

+ Add an item

---

Check here for none

B. List the names under which you or members of your household did business during 2021.

Business Name	Address Line	City	State	ZIP	Description of Business	Held by Whom	Edit	Delete
No Data to Report								

+ Add an item

3. For additional help on any section of the form, select the icon and a pop-up window will open with additional information.

More Information

Do not list your principal residence. Geographical boundaries for legislators, or filers from state agencies, boards, commissions or institutions would be the state borders. Boundaries for local filers would be the limits of the city, county or district you serve.

Dismiss

3. REAL PROPERTY:

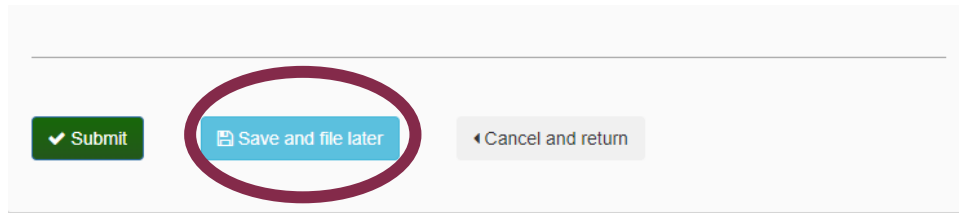
Check here for none


List all real property (residential, commercial, vacant land, etc.) in which, during 2021, you or a member of your household had any ownership interest, any option to purchase or sell, or any other right of any kind in real property, including a land sales contract, located within the geographical boundaries of the public entity you serve. Do not list your principal residence.

Description	Address Line	City	State	ZIP	Edit	Delete
No Data to Report						



+ Add an item

4. If you must stop before completing the form, and would like to return to file later, scroll to the bottom and select **Save and file later**. The system does time out after fifteen minutes of inactivity and **does not automatically save**. If you step away from filing, please make sure to save so you do not lose your completed answers.



5. When you save the report, you will see it display with a **Pending** status in the **Reports** tab of the dashboard. You may edit the saved report at any time by selecting the **edit icon** -  in the row the report is in.

Current Reports and Amendments

Year	Confirmation Number	Filing Date	Documents	Status	Commands
<a href="#">2021</a>	AMT67T5		No	Pending	 

**NOTE:** Completed reports are due by April 15<sup>th</sup>. A Pending report will not qualify as a completed and filed SEI report.

### QUESTION 1: BUSINESS OFFICE OR DIRECTORSHIP; BUSINESS NAME:

SEI filers are required to list any businesses in which they or a member of their household maintained a position as an officer or director and/or list the names under which the filer or members of their household did business, at any time during the preceding calendar year.

- These would be personal business ventures, **not the public position you hold**.
- A business is not a government entity/public body, or a 501(c)(3) nonprofit corporation if you are in a non-compensated capacity.
- This is a two-part question, both sections A and B must be completed, or marked none.

#### Listing the clients of businesses [ORS 244.060(9)]

SEI filers that list business in questions 1A or 1B, must also include any client, customer, investor, or any other entity who the business has a legal, contractual, or other business relationship if:

1. They have contributed 10% or more of the business' total gross annual income,
2. **And** they have a legislative or administrative interest in your public official position, or they have been or could reasonably be doing business with the governmental agency with which you are associated.

Additional steps for those who have a **statutory obligation to keep their clients' information private**:

1. You are required to contact your client and request permission to share their information.
  2. **AND** Affirm in the SEI report that you have made the client request (by providing an electronic signature) for each required request.
  3. **IF** the client gives you permission, you will need to provide their information in the client information section.
- A.** If you or a member of your household were an officer or director of a business (see definition of "business") during 2024, please indicate that information below.

You will list the:

1. **Business Name**
2. **Title of Office**
3. **Business Address**
4. **Held by Whom**
5. **Description of the Business**



If you have nothing to report, click the box **Check here for none (see below)**.

**1. BUSINESS OFFICE OR DIRECTORSHIP; BUSINESS NAME:**

Check here for none

**A.** If you or a member of your household were an officer or director of a business during **2022**, please indicate that information below.

Business Name	Address Line	City	State	ZIP	Description of Business	Title of Office	Held by Whom	Client(s)	Edit	Delete
Business Test	53 Test Ln	Salem	OR	97302	Business supplies	Director of Marketing	Self	2		

[+ Add an item](#)

Check here for none

**B.** List the names under which you or members of your household did business during **2022**.

Business Name	Address Line	City	State	ZIP	Description of Business	Held by Whom	Client(s)	Edit	Delete
Biz Test 2	55 Test Ln	Salem	OR	97302	Business supplies	Self	1		

[+ Add an item](#)

**B.** List the names under which you or members of your household did business (see definition of "business") during 2024:

- Items A and B may be the same and Item B may be subsidiary of parent company listed in Item A. [ORS 244.060(1) & (2)]

You will list the:

1. **Business Name**
2. **Title of Office**
3. **Business Address**
4. **Held by Whom** (relationship to the Public Official, i.e. self, spouse, son, daughter, etc.)
5. **Description of the Business.**



If you have nothing to report, click the box **Check here for none (see above)**.

After adding a business to either 1A or 1B, you will be directed to the client input page. [ORS 244.060(9)]

You are required to list clients, customers, investors, or any other entity who your business has a legal, contractual, or other business relationship if:

- a. They have contributed 10% or more of your business' total gross income,
- b. **AND** they have a legislative or administrative interest in your public official position, or they have been or could reasonably be doing business with the governmental agency you are associated.

### No Clients to List:

Client(s) - Business Test

Click here if this business does not have any clients that contribute 10% or more of the business' gross annual income.

Client Name	Address Line	City	State	ZIP	Description of Business	Edit	Delete	
No clients 10% or greater								

[+ Add Client](#)

[Save](#) [Return to SEI Report](#) [Cancel](#)



1. For those who do not have **any** clients that contribute 10% or more of the business' gross annual income, please select the "Click here if this business does not have any clients that contribute 10% or more of the business' gross annual income" box below the Client(s) – Business Name section.
2. Click **Save** button and the screen will update to show a listing of "No clients 10% or greater".
3. Use the **Return to SEI Report** button to return to your report and complete the remaining sections.

### Listing Clients:

The SEI filer will need to report **EACH** client that contributes 10% or more of the business' gross annual income. Please answer the following questions for one client at a time.

The screenshot shows a web interface with a navigation bar at the top containing links for Queue, User Accounts, Lobbyist Clients / Employers, Jurisdictions, Trust Funds, Notices, and Reports. Below the navigation bar is the title 'Client(s) - Business Test' and a checkbox labeled 'Click here if this business does not have any clients that contribute 10% or more of the business' gross annual income.' Below this is a table with columns: Client Name, Address Line, City, State, ZIP, Description of Business, Edit, and Delete. Under the table is a question: 'Does the Client contribute 10% or more of the business' total gross annual income?' with radio buttons for 'Yes' and 'No'. At the bottom are 'Save' and 'Cancel' buttons. A red arrow points to the question.

1. Question 1: If the business listed in question 1A or 1 B has a client that contributes 10% or more, answer **Yes** to the first question.
2. Question 2: Does the client have a legislative or administrative interest or has been doing business, does business, or could reasonably be expected to do business with the governmental agency in which the SEI filer holds an official position or over which they exercise any authority?
  - a. If the answer is **No**, you will not be required to enter any additional information about this client.
    - I. Click the **Save** button at the bottom of the screen if you have no additional clients to report.

*You must save before returning to the SEI report, or you may lose the information you have added.*

- II. Then click on click on **Return to the SEI Report**.

- b. If the answer is **Yes**, the next question will appear.
3. Question 3: Does the filer or household member have a statutory duty to keep the client information privileged or confidential?
- a. If you answer **No**, you will be prompted to provide the client information. You will list:
- **Client Name**
  - **Client Address**
  - **Description of Client** (business relationship, i.e. client, customer, investor, contractor, etc.)
- b. Click on the **Save** button when finished.

Does the Client contribute 10% or more of the business' total gross annual income?  Yes  No

Does this client have a legislative or administrative interest or has it been doing business, does it do business, or could it reasonably be expected to do business with the governmental agency in which the public official, or the candidate if elected, holds an official position or over which they exercise any authority.  Yes  No

Do you have a statutory duty to keep client information privileged or confidential?  Yes  No


---

**Client Name \***

**Address Line \***

**City \*** **State \*** **ZIP Code \***

**Description Of Client \***



4. When you have saved that information, the client information will now appear underneath the client list.
- a. If you have more clients to add, click on **+ Add Client** button.
- b. If you do not have any additional clients to add, click on the **Return to SEI Report** button.

[Queue](#)
[User Accounts](#)
[Lobbyist Clients / Employers](#)
[Jurisdictions](#)
[Trust Funds](#)
[Notices](#)
[Reports](#)

## Client(s) - Business Test

Click here if this business does not have any clients that contribute 10% or more of the business' gross annual income.

Client Name	Address Line	City	State	ZIP	Description of Business	Edit	Delete
Sally Smith	892 Smithy Place	Salem	OR	97302	Supplies reseller		

[+ Add Client](#)

[Save](#)
[Return to SEI Report](#)
[Cancel](#)

**Confidential Client Information:** For SEI filers or household members that have a statutory duty to keep their client information confidential or private, ORS 244.060(9) requires that:

1. You make a formal request to the client for authorization to share their information.
2. Once that formal request has been made, you must select whether they have authorized you to release their information or not.

Does the Client contribute 10% or more of the business' total gross annual income?  Yes  No

Does this client have a legislative or administrative interest or has it been doing business, does it do business, or could it reasonably be expected to do business with the governmental agency in which the public official, or the candidate if elected, holds an official position or over which they exercise any authority.  Yes  No

Do you have a statutory duty to keep client information privileged or confidential?  Yes  No

Have you made a formal request to the client to disclose their information?  Yes  No

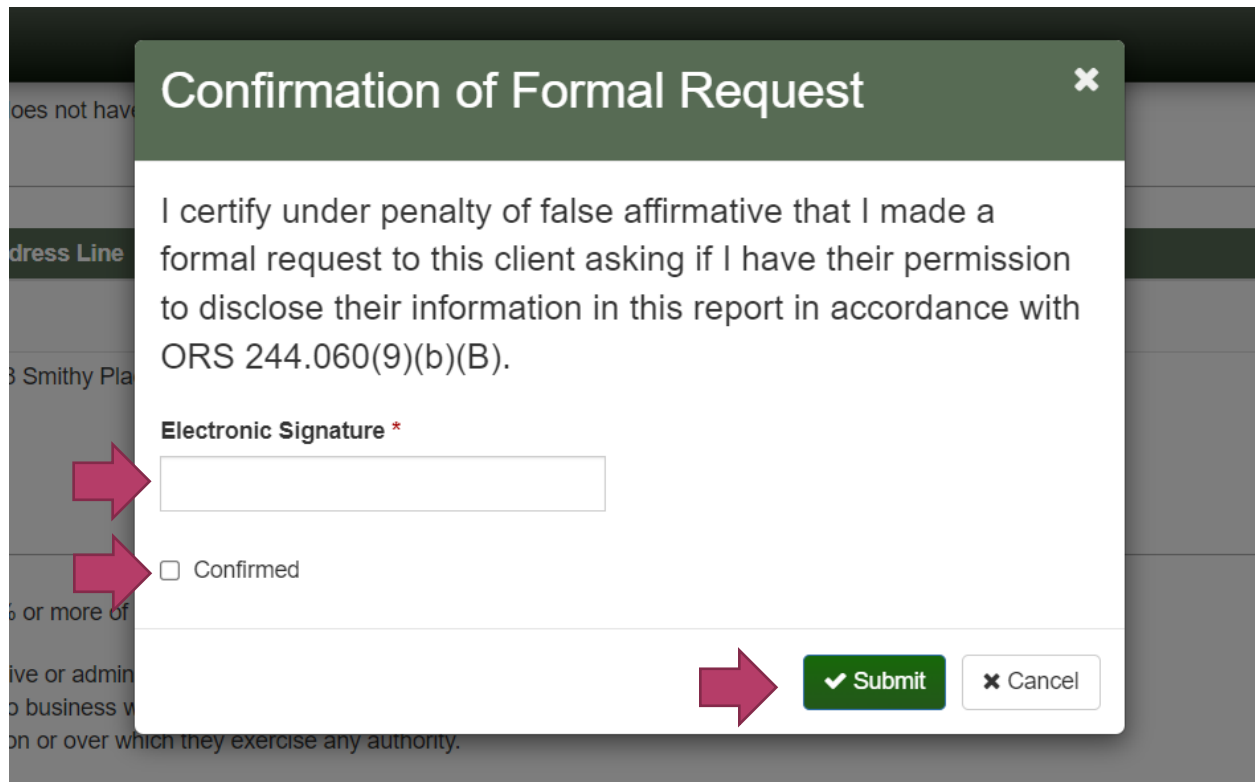
Did the client give you authorization to disclose their information?  Yes  No

[Save](#)
[Cancel](#)

**Whether they have authorized you to disclose their information or not, you will be required to electronically sign that you made the formal request.**

1. **Electronic Signature:** Type your first and last name as it appears in your personal profile (it is displayed on the upper right-hand side of your screen).
2. Click the **Confirmed** box.

3. Click on the **Submit** button to finish the required information for that client.



Confirmation of Formal Request

I certify under penalty of false affirmative that I made a formal request to this client asking if I have their permission to disclose their information in this report in accordance with ORS 244.060(9)(b)(B).

Electronic Signature \*

Confirmed

*You may file your SEI report without their response now and amend it after filing, when you have received their response. If you need assistance amending your SEI, please contact OGEC.*

Clients who did not authorize their information being released will show as “Confidential” while those who authorized the release of their information will have all information shown:

Queue User Accounts Lobbyist Clients / Employers Jurisdictions Trust Funds Notices Reports

### Client(s) - Business Test

Click here if this business does not have any clients that contribute 10% or more of the business' gross annual income.

Client Name	Address Line	City	State	ZIP	Description of Business	Edit	Delete
Confidential							
Sally Smith	528 Smithy Place	Salem	OR	97302	Supplies reseller		

[+ Add Client](#)

[Save](#) [Return to SEI Report](#) [Cancel](#)

Repeat these actions as needed to continue filling out sections 1A and 1B.

**Editing Client Information:** For those who have added new businesses into this year's SEI, you can edit client information from the main page, by simply clicking the underlined number beneath the Client(s) column:

1. BUSINESS OFFICE OR DIRECTORSHIP; BUSINESS NAME:  
 Check here for none

**A.** If you or a member of your household were an officer or director of a business during 2022, please indicate that information below.

Business Name	Address Line	City	State	ZIP	Description of Business	Title of Office	Held by Whom	Client(s)	Edit	Delete
Business Test	53 Test Ln	Salem	OR	97302	Business supplies	Director of Marketing	Self	<u>2</u>		

[+ Add an item](#)

Please make sure to hit the "Save and File Later" button at the bottom of the report before editing client information if you have added information into questions 2-10.

[Submit](#) [Save and file later](#) [Cancel and return](#)

For those who have businesses that were imported from last year's SEI and are showing a "0" in the Client(s) column, please edit client information by selecting the pencil beneath the Edit Column.

1. BUSINESS OFFICE OR DIRECTORSHIP; BUSINESS NAME:

Check here for none

**A.** If you or a member of your household were an officer or director of a business during 2022, please indicate that information below.

Business Name	Address Line	City	State	ZIP	Description of Business	Title of Office	Held by Whom	Client(s)	Edit	Delete
Business Test	53 Test Ln	Salem	OR	97302	Business supplies	Director of Marketing	Self	0		

[+ Add an item](#)

**\*Client Info Missing**

You will be prompted to edit the business information and will need to select "Edit".

**Edit Business Office or Directorship**

**Business Name \***  
Business Test


**Address Line \***  
53 Test Ln

**City \*** Salem      **State \*** OR      **ZIP \*** 97302-\_\_\_\_

**Description of Business \***  
Business supplies

**Title of Office \***  
Director of Marketing

**Held by Whom \***  
Self

 [Edit](#) [Cancel](#)

This will take you to the client screen where you can edit client information without receiving an error message. Be sure to select "Save" after entering client info and then "Return to SEI Report" to return to editing the report.

The image shows a web form for client information. It includes fields for Client Name, Address Line, City, State (with a dropdown menu showing 'OR'), and ZIP Code. There is also a Description Of Client field. At the bottom, there are three buttons: 'Save', 'Return to SEI Report', and 'Cancel'. Red arrows point to each of these buttons.

## QUESTION 2: SOURCES OF INCOME

SEI filers are required to list all sources of income (not the amount of income) that made up 10% or more of their total annual household income in 2024. This includes any household member who is 18 years of age or over. [ORS 244.060(3)]

- Businesses are sources of household income, not the individual clients of the business.
- Do not leave this question unanswered. Everyone should have some source of income from an employer, a business, Social Security benefits, retirement benefits, Veteran benefits, etc.

You will list:

1. **Name of the Source**
2. **Address of the Source**
3. **Description of the Source**

Examples:

*Salem Hospital; 1234 Oak St., Salem OR; Husband's salary*

*ABC LLC; 1234 Pine St, Medford OR; Rental Property income*

## QUESTION 3: REAL PROPERTY

List all real property (*residential, commercial, vacant land, etc.*) located within the geographical boundaries of the jurisdiction you serve, **other than your principal residence**, in which you, the SEI filer, or your household members had, in 2024, any ownership interest, any option to purchase or sell, or any other right of any kind in real property, including a land sales contract. [ORS 244.060(4)]

- Boundaries for legislators, or filers from state agencies, boards, commissions or institutions would be the state borders. Boundaries for local filers would be the limits of the city, county or district you serve.

You will list:

1. **Description of the real property**
2. **Address**

- Examples of real property descriptions: Rental property, farmland, vacant land, vacation home, etc.

If you have nothing to report, click the box **Check here for none**.

---

#### **QUESTION 4: OFFICE RELATED EVENTS**

SEI filers are required to list the amount of any expenses with an aggregate value exceeding \$50 that were paid by a source other than the jurisdiction they serve during the preceding calendar year for participating in a fact-finding mission or trip under the gift exceptions in ORS 244.020(7)(b)(F) and ORS 244.020(7)(b)(H).

**A.** List the amount of any expenses with an aggregate value exceeding \$50 provided to you during **2024**, where the expenses were paid by a government entity, Native American tribe, membership organization or nonprofit organization for you to participate in a convention, mission, trip, or other meeting as permitted under ORS 244.020(7)(b)(F). [ORS 244.060(5)]

- Do not list expenses that were paid by the public body you represented.
- This is one of the two instances in which the SEI filer is required to upload a receipt to their annual SEI. The paying entity should provide the public official a receipt of the costs within 10 days of the date that the expense occurred. [ORS 244.100]. You will have the opportunity to upload the document at the end of the SEI.

You will list:

1. **Date(s) of Event**
2. **Organization Name** (who paid for the expenses)
3. **Address**
4. **Nature of Event**
5. **Amount** (as listed in the receipt)

If you have nothing to report, click the box **Check here for none**.

**B.** List the amount of any expenses with an aggregate value exceeding \$50 provided to you during 2024 to participate in a fact-finding mission, negotiations, or economic development activities described in ORS 244.020(7)(b)(H). [ORS 244.060(6)]



- These events are those that were officially sanctioned or designated by your public body.
- Do not list expenses that were paid by the public body you represented.

You will list:

1. **Date(s) of Event**
2. **Organization Name** (who paid for the expenses)
3. **Address**
4. **Nature of Event**
5. **Amount**

If you have nothing to report, click the box **Check here for none**.

---

### **QUESTION 5: HONORARIA**

List all honoraria (*see definition*) allowed in ORS 244.042, with a value exceeding \$15, received by you or a member of your household during 2024. [ORS 244.060(7)]

You will list:

1. **Date**
2. **Organization Name**
3. **Nature of Event**
4. **Amount**

Under ORS 244.100(2) any person that provides a public official or candidate, or a member of the household of the public official or candidate, with an honorarium or other item allowed under ORS 244.042 with a value exceeding \$15 shall notify the public official or candidate in writing of the value of the honorarium or other item. The person shall provide the notice to the public official or candidate within 10 days after the date of the event for which the honorarium or other item was received.

- This is the second of the two instances in which the SEI filer is required to upload a receipt to their annual SEI. You will have the opportunity to upload the document at the end of the SEI.

If you have nothing to report, click the box **Check here for none**.

## QUESTION 6: SHARED BUSINESS WITH LOBBYIST

List the name of any compensated lobbyist who was associated with a business with which you or a member of your household was also associated during 2024. If any business listed in response to Questions 1A, 1B, or Question 2 on the SEI paid a lobbyist who is registered in EFS to lobby in Oregon, then the SEI filer would list those businesses here. [ORS 244.090(1)]

- Owning stock in a publicly traded company in which the lobbyist also owns stock is not a relationship that requires disclosure.
- *Example: The public official or household member is an employee or owner of a private company that also employs a lobbyist.*

You will list:

1. **Name of the Lobbyist**
2. **Name of the Business**
3. **Type of the Business**

If you have nothing to report, click the box **Check here for none**.

***PLEASE NOTE – DO NOT answer items 7, 8, 9, and 10 unless the source of the interest is derived from an individual or business that has a legislative or administrative interest or that has been doing business, does business or could reasonably be expected to do business with the governmental agency of which you hold an official position or over which you exercise any authority.***

***"Legislative or administrative interest" means an economic interest, distinct from that of the general public in any matter subject to the decision or vote of the public official acting in the public official's capacity as a public official.***

## QUESTION 7: INCOME OF \$1,000 OR MORE

Respond only if you or a member of your household received income exceeding an aggregate amount of \$1,000 during 2024, and that income was derived from an individual or business that has been doing business, does business, or could reasonably be expected to do business with the governmental body you serve, or has a legislative or administrative interest in the decisions or votes that you could make. [ORS 244.060(8)]

You will list:

1. **Income Source**
2. **Address**

### 3. Description

If you have nothing to report, click the box **Check here for none**.

Example: A household member works for a local construction company that actively bids on public work projects in your jurisdiction (city/county/state).

---

#### QUESTION 8: DEBT OF \$1,000 OR MORE

Respond only if you or a member of your household owed a debt of \$1,000 or more to a person (*see definition of "person"*) during 2024, and that debt involved an individual or business that did business with the governmental body you serve or has a legislative or administrative interest in the decisions or votes that you could make. [ORS 244.070(1)]

- Do not list loans from state or federally regulated financial institutions (banks, etc.) or retail credit accounts and do not list the amounts owed.

You will list:

1. **Name of Creditor**
2. **Date of Loan**
3. **Interest Rate of Loan**

If you have nothing to report, click the box **Check here for none**.

Example: A friend who is also the owner of a golf course in your jurisdiction gave you a loan.

---

#### QUESTION 9: BUSINESS INVESTMENT OF \$1,000 OR MORE

Respond only if you or a member of your household had a personal, beneficial interest or investment in a business (*see definition of "business"*) of more than \$1,000 during 2024, and the investment involved an individual or business that did business with the governmental body you serve or has a legislative or administrative interest in the decisions or votes that you could make. [ORS 244.070(2)]

- Do not list the amount of the investment.
- Do not list individual items in a mutual fund or blind trust, or a time or demand deposit in a financial institution, shares in a credit union, or the cash surrender value of life insurance.

You will list:

1. **Business Name**

## 2. Address

## 3. Description of the Business

If you have nothing to report, click the box **Check here for none**.

Example: You have stock investments of more than \$1,000 in a local tech company that is active in your jurisdiction.

### QUESTION 10: SERVICE FEE OF \$1,000 OR MORE

Respond **only if you** (not your business) received a fee of more than \$1,000 in 2024 from a person (see definition of “person”) for whom you performed a service, if the service involved an individual or business that did business with the governmental body you serve or has a legislative or administrative interest in the decisions or votes that you could make. [ORS 244.070(3)]

- Do not list fees if you are prohibited from doing so by law or a professional code of ethics.

If you have nothing to report, click the box **Check here for none**.

Example: You pay a service fee of more than \$1,000 for work done by a local landscaping company that also does work for the public body you serve.

### VERIFY AND SAVE


#### 1. Supporting Documentation: Uploading your files

Only questions 4A. Office Related Events and 5. Honoraria require documentation to be uploaded.

Upload Notices provided to Public Officials

Supporting Documentation

Please upload your supporting documentation in the form of .JPG, .JPEG, .PNG, .GIF, .PDF, .DOC, or .DOCX. Max file size is 100 MB



Upload your files

Choose files to upload. You can select more than one file at a time. You can also drag and drop files anywhere in this block to start uploading.

My Uploads

Name	Size	Status	Remove
------	------	--------	--------

Click on “Choose Files” to select files saved to your device to attach or you can drag and drop files to upload.

If the system does not allow you to directly upload your required documents, you will need to electronically send them to the Commission at:

[mail@ogec.oregon.gov](mailto:mail@ogec.oregon.gov)

Please include:

1. Name used for your SEI account
2. Jurisdiction you serve
3. Report year (2025)
4. Request that the document be attached to your filing.

The OGEC Administrator will then attach the document to the filed report. Once uploaded, the documents may be viewed through the **Documents** tab.

## 2. **Submit:** When the form is complete, select **Submit**.

Upload Notices provided to Public Officials

Supporting Documentation

Please upload your supporting documentation in the form of .JPG, .JPEG, .PNG, .GIF, .PDF, .DOC, or .DOCX. Max file size is 100 MB

Upload your files

Choose files to upload. You can select more than one file at a time. You can also drag and drop files anywhere in this block to start uploading.

Choose files

My Uploads

Name	Size	Status	Remove
------	------	--------	--------

Submit Save and file later Cancel and return

3. **Electronic Signature.** You will be prompted to sign your name to complete the filing. Type your first and last name as it appears in your personal profile (it is displayed on the upper right-hand side of your screen). Click **Confirmed** then select **File Report**.

4. The **Report Successfully Filed** screen will appear. If you do not see this prompt, the system may return you to the portion of the report that needs more information. Once corrected, you can successfully file. If you complete a **Pending** report, you will see the status has changed from **Pending** to **Filed** in the **Reports** tab of the dashboard.

**NOTE:** The **filing deadline is always April 15<sup>th</sup>**, even if that date falls on a weekend or holiday. The electronic filing system is available 24-hours a day and 7 days a week for your convenience.

## MOST COMMON FILING ERRORS

1. Failing to list all sources of household income on question 2. Sources of Income. All sources of income exceeding 10% of the total annual **household** income must be listed.

- a. The term “total annual household income” as used in ORS 244.060(3) means the collective income of all members of the public official’s household for the prior calendar year, but excluding the income of any household member under the age of 18. (OAR 199-020-0023(3))
    - b. This includes any income from the public position you hold.
    - c. Salary, pensions, disability benefits, veterans’ benefits, and social security benefits are all examples of household income.
  2. Adding information to questions 7 to 10 when not necessary. Please carefully read the instructions in the box. The questions need to be answered only if the conditions described in the instructions apply to your responses.
    - a. If you have nothing to add to the individual questions 7 to 10, make sure to click on the “Check here for none” box under each question title.
- **Please do not ignore the email notifications!** ORS 244.350(4)(c) prescribes assessment of a penalty of \$10.00 for each of the first 14 days the SEI is late and \$50.00 for each day thereafter that passes after the filing deadline date, up to a maximum of \$5,000.00.
  - You are required to electronically file **no later than April 15**. Please contact OGEC if you have questions.

## STATUTORY REFERENCES

**Item 4-A, ORS 244.020(7)(b)(F)** – Reasonable expenses paid by any unit of the federal government, a state or local government, a Native American tribe that is recognized by federal law or formally acknowledged by a state, a membership organization to which a public body as defined in ORS 174.109 pays membership dues or a not-for-profit corporation that is tax exempt under section 501(c)(3) of the Internal Revenue Code, for attendance at a convention, fact-finding mission or trip, conference or other meeting if the public official is scheduled to deliver a speech, make a presentation, participate on a panel or represent state government as defined in ORS 174.111, a local government as defined in ORS 174.116 or a special government body as defined in ORS 174.117.

**Item 4-B, ORS 244.020(7)(b)(H)** – Reasonable food, travel or lodging expenses provided to a public official, a relative of the public official accompanying the public official, a member of the household of the public official accompanying the public official or a staff member of the public official accompanying the public official, when the public official is representing state government as defined in ORS 174.111, a local government as defined in ORS 174.116 or a special government body as defined in ORS 174.117.

- (i) On an officially sanctioned trade promotion or fact-finding mission; or
- (ii) In officially designated negotiations, or economic development activities, where receipt of the expenses is approved in advance.

## DEFINITIONS

**"Business"** means any corporation, partnership, proprietorship, firm, enterprise, franchise, association, organization, self-employed individual and any other legal entity operated for economic gain. This does not include income-producing not-for-profit corporations that are tax-exempt under section 501(c) of the Internal Revenue Code with which a public official or relative of a public official is associated in a non-compensated capacity. [ORS 244.020(2)]

**"Income"** means income of any nature derived from any source, including but not limited to any salary, wage, advance, payment, dividend, interest, rent, honorarium, return of capital, forgiveness of indebtedness, retirement income, real estate transactions, inheritance income, or anything of economic value received as income including income from government sources (i.e., social security, your public salary, etc.). [ORS 244.020(9)]

**"Honorarium"** means a payment or something of economic value given to a public official in exchange for services upon which custom or propriety prevents the setting of a price. Services include, but are not limited to, speeches or other services rendered in connection with an event. [ORS 244.020(8)]

**"Person"** means, for purposes of this form, (a) the public official required to file a Statement of Economic Interest and (b) an individual, corporation, partnership, joint venture, and any other similar organization or association.

**"Member of Household"** means any person who resides with the public official. [ORS 244.020(11)]

## FAQS

***Once logged in to the account, do the sessions time out?***

Yes. The session will time out after a 15-minute period of inactivity.

***Can filers file a paper Statement of Economic Interest (SEI)?***

No. Since 2016, all required filers must file electronically.



**Can anyone get a password to file electronically?**

No. Only those statutorily identified as required filers who have been assigned to a seat in the system can access the Electronic Filing System (EFS) for filing purposes.

**How long is the link in the email invitation valid?**

90 days. If the account is not created within 90 days, the link expires.

**What if an SEI filer attempts to create their account after the 90 days?**

The SEI filer would need to contact their JC to request a new email invitation. The JC will need to reassign the filer to generate a new email invitation and active link.

**When is the deadline for filing an annual SEI report?**

April 15<sup>th</sup> of each year. The Electronic Filing System (EFS) is available 24/7.

**When does the “window” for filing the SEI report open?**

Annually on March 15<sup>th</sup>. This gives SEI filers 30 days to complete their SEI filing on time.

**NOTE:** SEI filers, who have an account profile, will receive an email notification on March 15<sup>th</sup> letting them know the filing window is open and reminding them that they are required to file. Please make sure the email on your SEI filer account is valid so that you receive these important notifications.

**Are Jurisdictional Contacts (JCs) responsible for assisting filers?**

Yes. JCs are responsible for assisting SEI filers in creating their profiles and setting up their accounts within EFS. JCs should reach out to the SEI filers in their jurisdiction to remind them of the filing deadline.

**NOTE:** SEI filers are responsible for filing their own SEI reports.

**Are the disclosure questions different from year to year?**

Typically, no as the questions are statutorily mandated. However, in 2023 the legislature passed [House Bill 2038](#), which changed the filing requirement to include information about clients of businesses.

**The system is not accepting my email address the way I entered it?**

Try entering your email address in all lowercase letters.

**SYSTEM REQUIREMENTS**

To ensure the safety & security of your browsing experience, oregon.gov websites are compatible with most popular browsing software. For more information, please visit [Supported Browsers](#) on oregon.gov.

As with other provisions in Oregon Government Ethics law, it is each public official's personal responsibility to ensure they comply with the requirements to complete and electronically submit the SEI by April 15.

If you have any questions regarding the Annual Verified Statement of Economic Interest or the Oregon Government Ethics Commission, please call or email OGEC staff.

## **Oregon Government Ethics Commission**

3218 Pringle Rd SE, STE 220

Salem, OR 97302-1680

Phone: 503-378-5105

Website: [www.oregon.gov/ogec](http://www.oregon.gov/ogec)

Email: [mail@ogec.oregon.gov](mailto:mail@ogec.oregon.gov)