


Texas Academic Performance Report (TAPR)

Texas Progress Reporting System (TPRS)

2023-2024

Henderson ISD



Campus Performance Objective

WPS

- 61% of Kindergarten students will meet their expected growth on MAP.
- 83% of Pre- K students will be on track in early literacy according to CLI data..

WES

- Students meeting or exceeding projected growth on MAP in RLA grades 1-3 will increase from 40% to 45% from EOY 2024 to EOY 2025.
- Students meeting or exceeding projected growth on MAP in Math grades 1-3 will increase from 62% to 67% from EOY 2024 to EOY 2025.

NORTHSIDE

- Increase the percentage of students at Northside scoring Meets on the Reading STAAR from 34% to 49%.
- Increase the percentage of students at Northside scoring Meets on the Math STAAR from 29% to 39%.

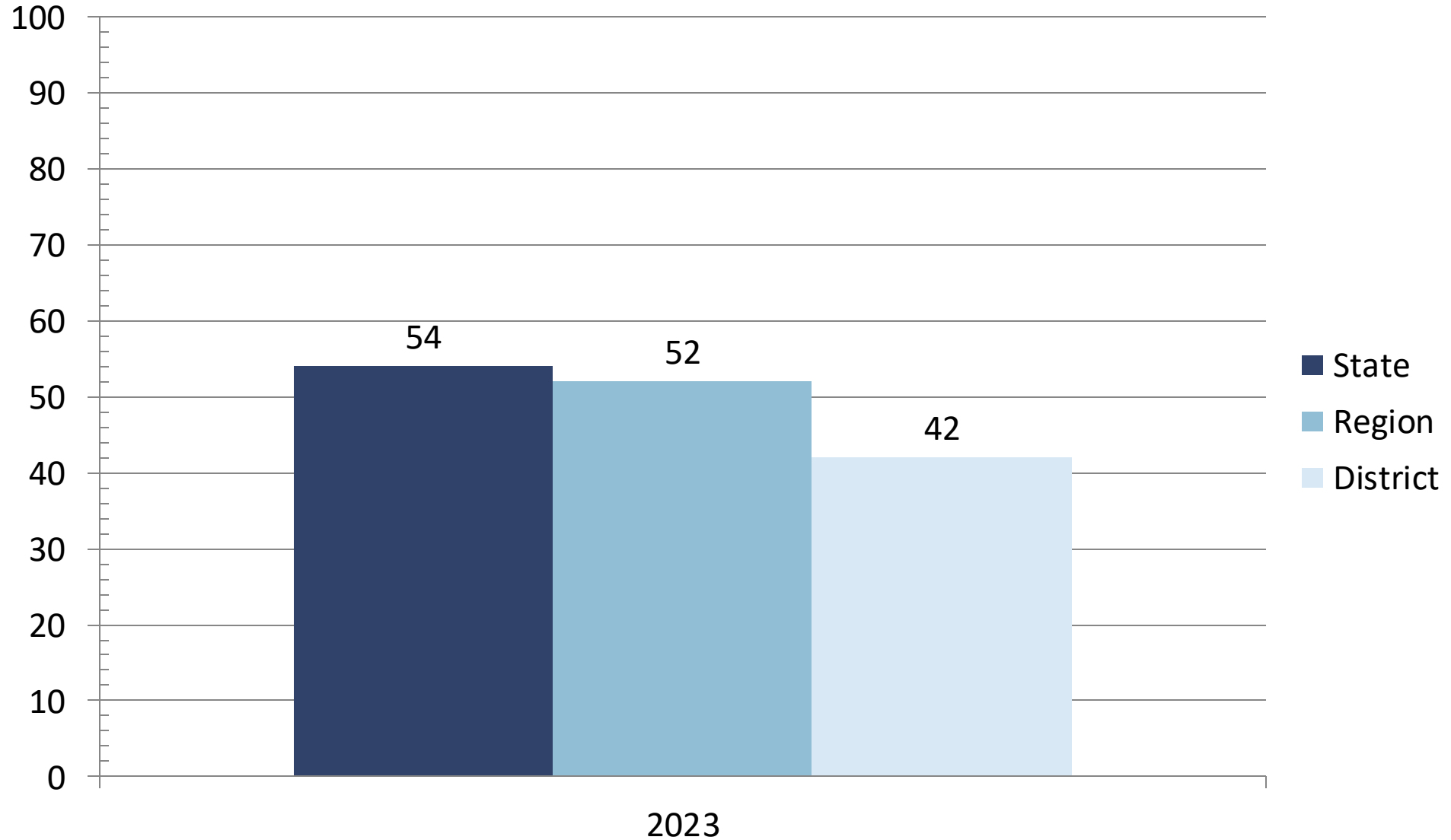
HMS

- 65% of all students will show adequate growth on STAAR using the Texas Accountability Domain Measure.
- 46% of students will meet expected growth on the EOY RLA MAP assessment.
- 31% of students will meet expected growth on the EOY MAP Math assessment.

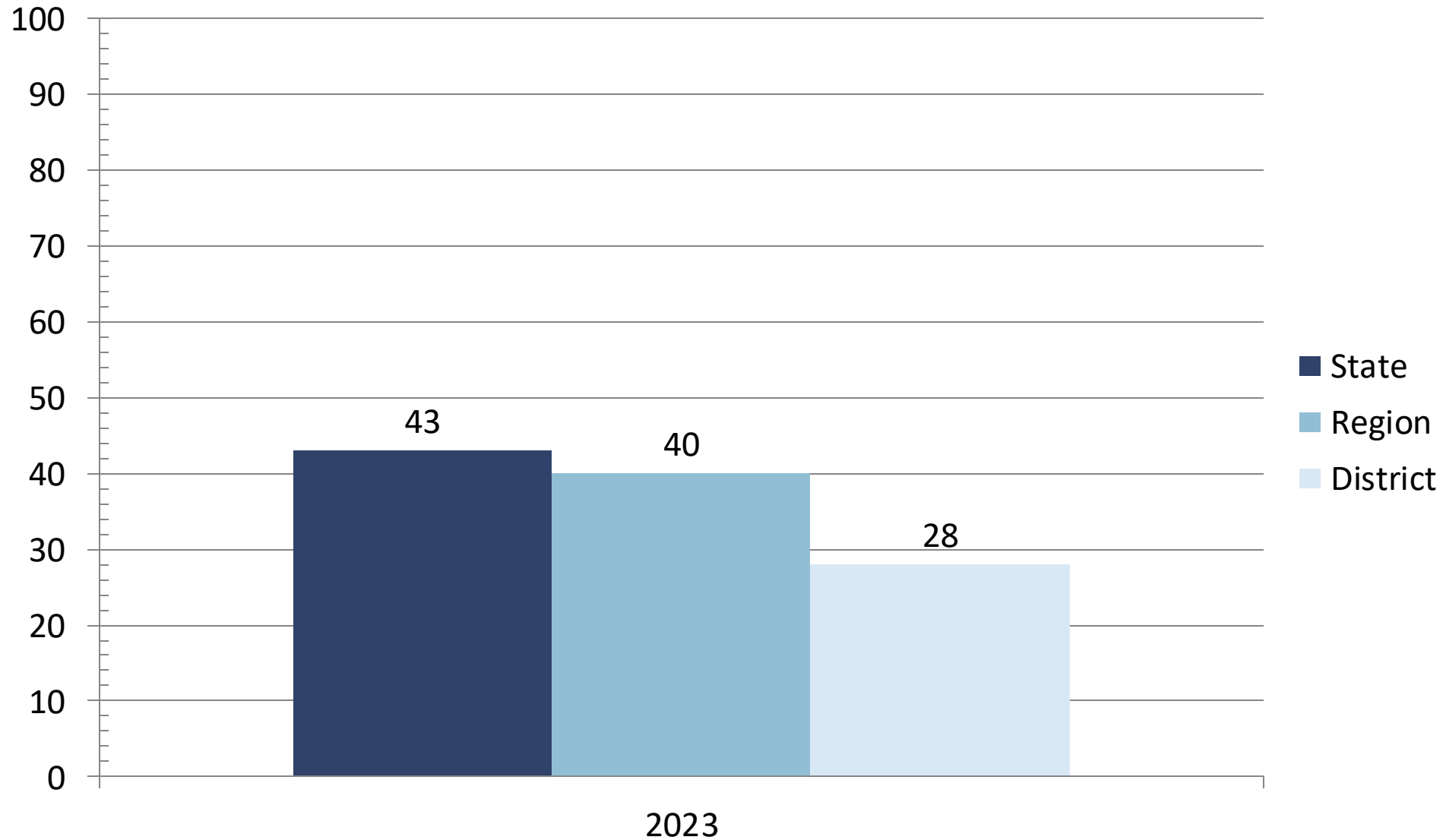
HHS

- Increase % students scoring Meets from 33% (8th ELAR STAAR) to 50% (Eng I EOC)
- Increase % students scoring Meets from 58% (Eng I EOC) to 65% (Eng II EOC)
- Increase % students scoring Meets from 10% (8th Math STAAR) to 25% (Alg I EOC)

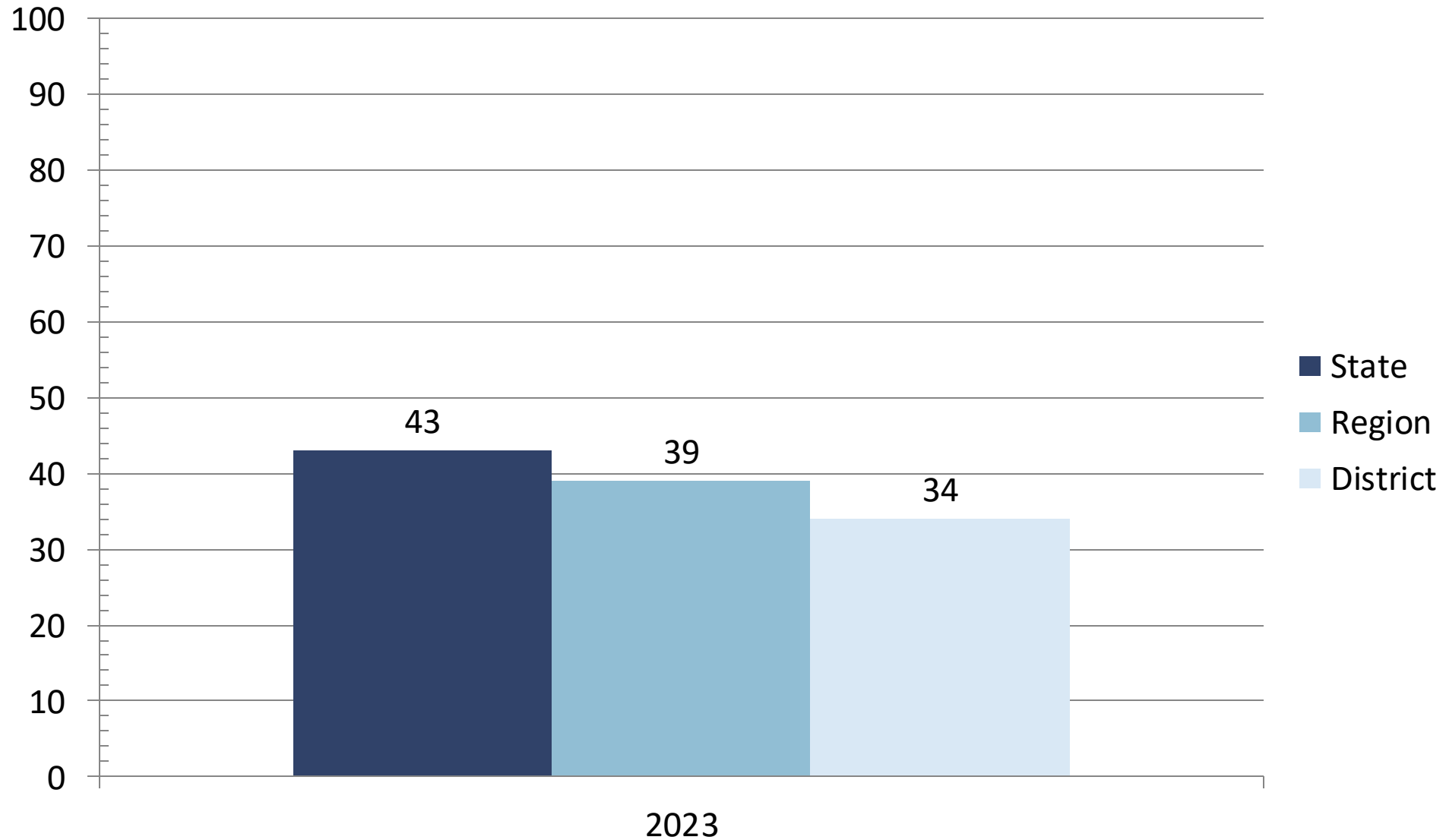
STAAR Percent at Meets Grade Level or Above All Grades, ELA/Reading



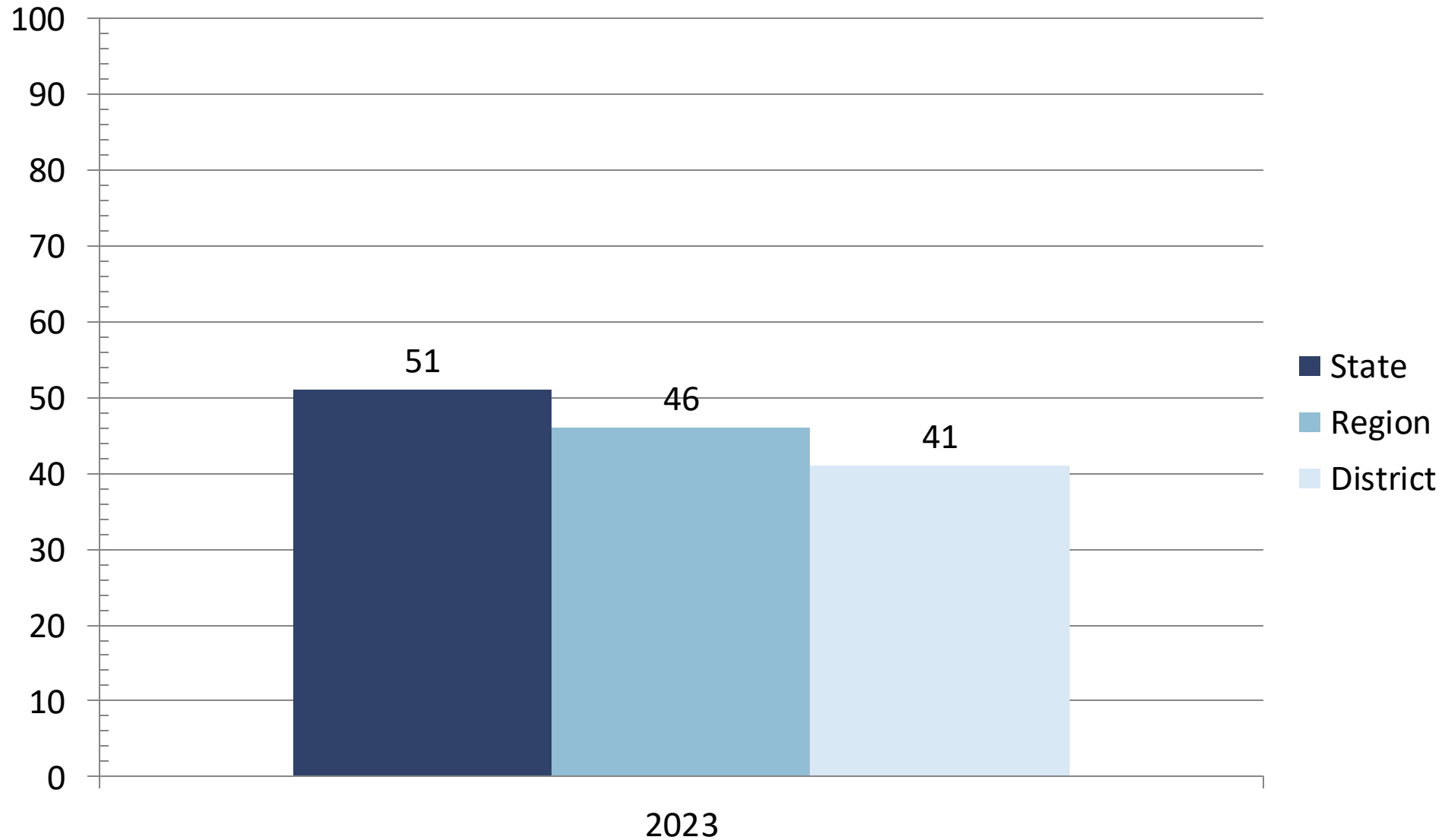
STAAR Percent at Meets Grade Level or Above All Grades, Mathematics



STAAR Percent at Meets Grade Level or Above All Grades, Science

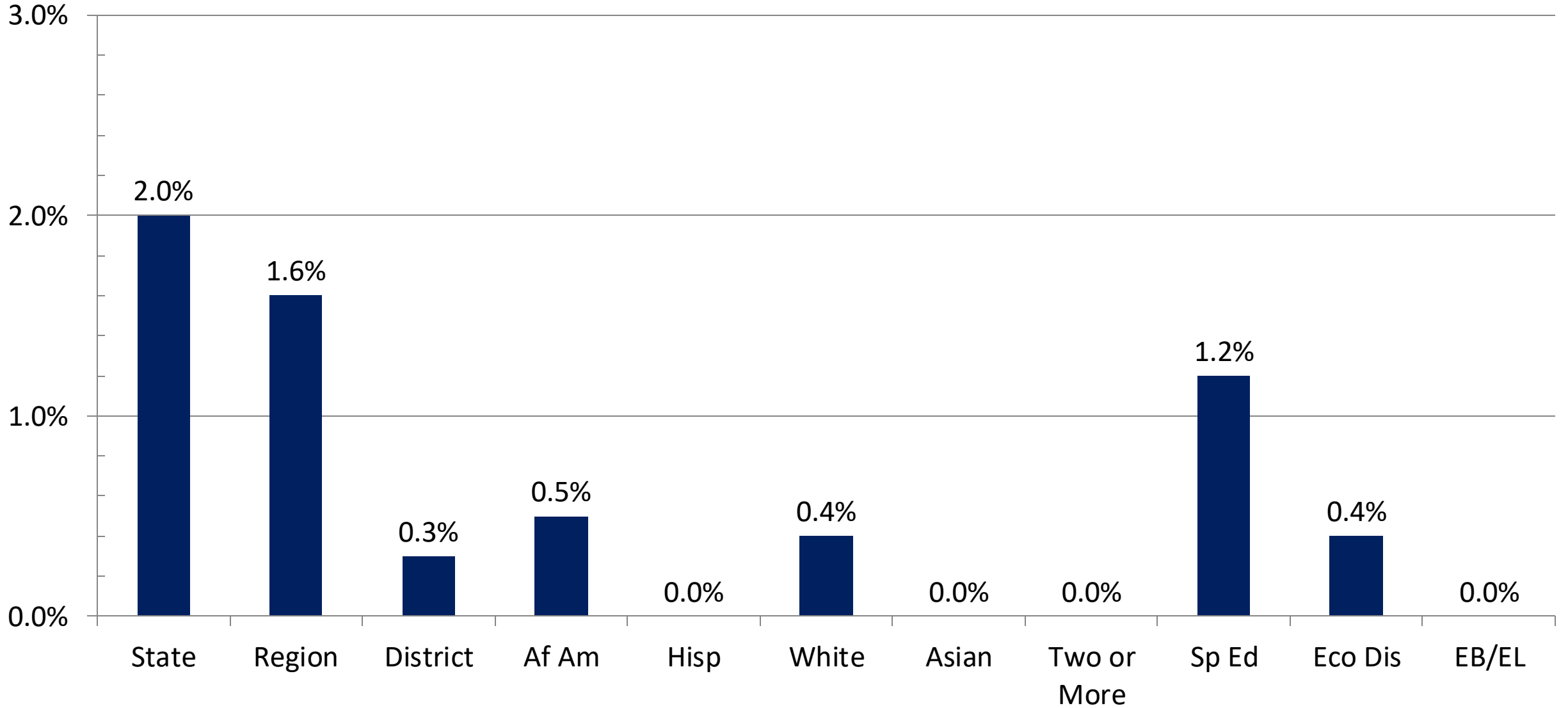


STAAR Percent at Meets Grade Level or Above All Grades, Social Studies



2024 Annual Dropout Rate (Grades 9-12)

2022-2023 School Year



2023 – 2024 Student Demographics and Enrollment by Program

	District	State
Economically Disadvantaged	70.5%	62.3%
Emergent Bilingual/EL	19.4%	24.4%
Students w/Disciplinary Placements (2022-2023)	2.5%	1.9%
At-Risk	58.9%	53.2%
Bilingual/ESL	19.2%	24.5%
Gifted & Talented Education	8.2%	8.5%
Special Education	16.7%	13.9%

Violent and Criminal Incidents

[Click here to access the report](#)

Description	Value
02 – Conduct Punishable as a Felony	Masked by TEA
04- Controlled Substance/Drug	18
05- Alcohol Violation	Masked by TEA
07- Public Lewdness/Indct. Exposure	Masked by TEA
09- Title 5 Felony – Off Campus	Masked by TEA
26- Terroristic Threat	Masked by TEA

Masked number are typically small although larger numbers may be masked to prevent imputation.

High School Graduates from FY2022
 Enrolled in Texas Public or Independent Higher Education in FY 2023
[Click here to get the report](#)

Henderson High School	Total Graduates	GPA for 1st Year in Public Higher Education in Texas					
		< 2.0	2.0 – 2.49	2.5 – 2.99	3.0 – 3.49	> 3.5	Unknown
Four-Year Public University	26	5	4	3	8	6	0
Two-Year Public Colleges	63	24	8	10	11	6	4
Independent Colleges & Universities	9						

PEIMS Financial Standard Reports/2023 – 2024

Financial Actual Report

[Click here](#)

Financial FIRST Rating	A+ Superior
Accreditation Status	Accredited