



## November Board Report

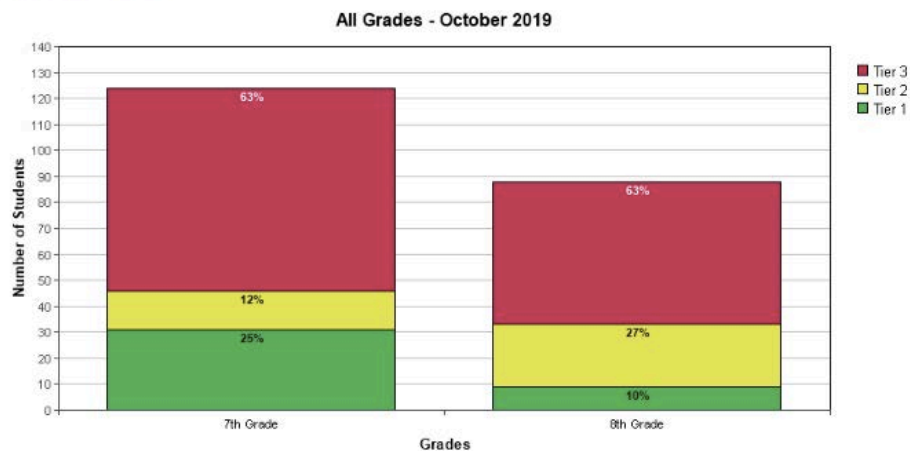
November was a busy and fast month at Browning Middle School. Our ISIP scores continue to improve which indicates that the students and staff are having success. Hoorah BMS! The Tier 2 and Tier 3 student scores are included to show the continued improvement at BMS from October to November. BMS is beginning to progress monitor the STARMath assessment more frequently since it has been past practice to only monitor 5 times per year. This was a past practice that we are changing to keep the focus on improvement in the area of Mathematics. The STARMath scores have been included to show that there hasn't been much improvement and justifies the increase in progress monitoring.

### Summary

[Edit Report](#)
[Save Report](#)
[Export Di](#)

### ISIP™ Early Reading results for Browning Middle School

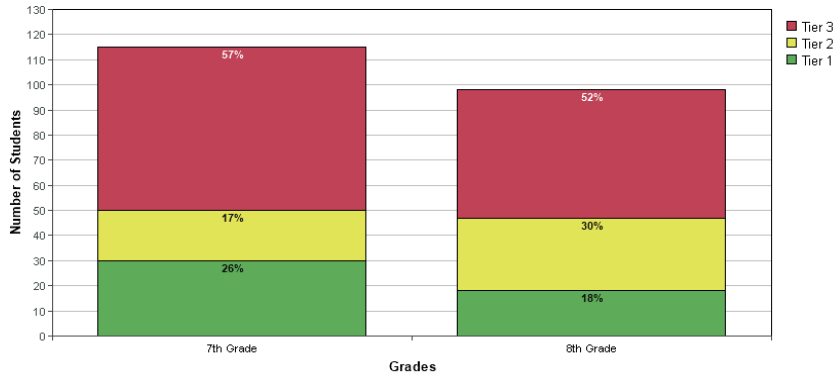
at Browning Public Schools - 2019/2020 School Year



Tier	7 <sup>th</sup>		8 <sup>th</sup>
3	78 (63%)		55 (63%)
2	15 (12%)		24 (27%)
1	31 (25%)		9 (10%)

ISIP™ Early Reading results for Browning Middle School  
 at Browning Public Schools - 2019/2020 School Year

All Grades - November 2019



Tier	7 <sup>th</sup>		8 <sup>th</sup>
3	65 (57%)		51(52%)
2	20 (17%)		29 (30%)
1	30 (26%)		18 (18%)

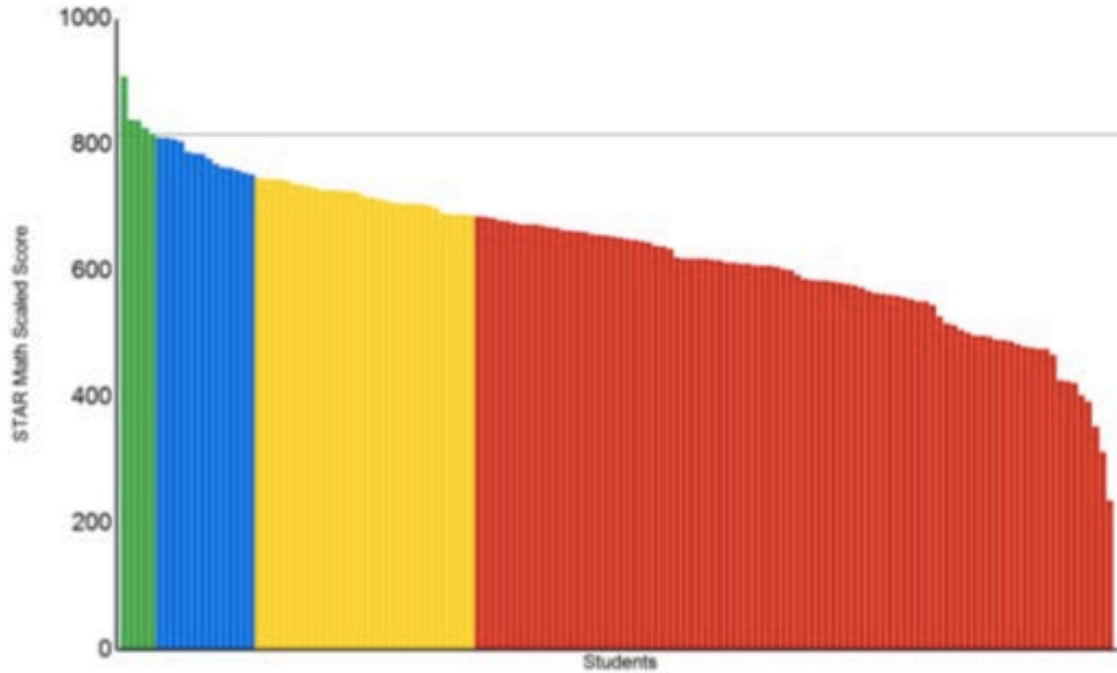
## Star Math

### Grade 7: Fall Benchmark:

**Report Options**

Reporting Parameter Group: All Demographics [Default]

**Grade: 7**



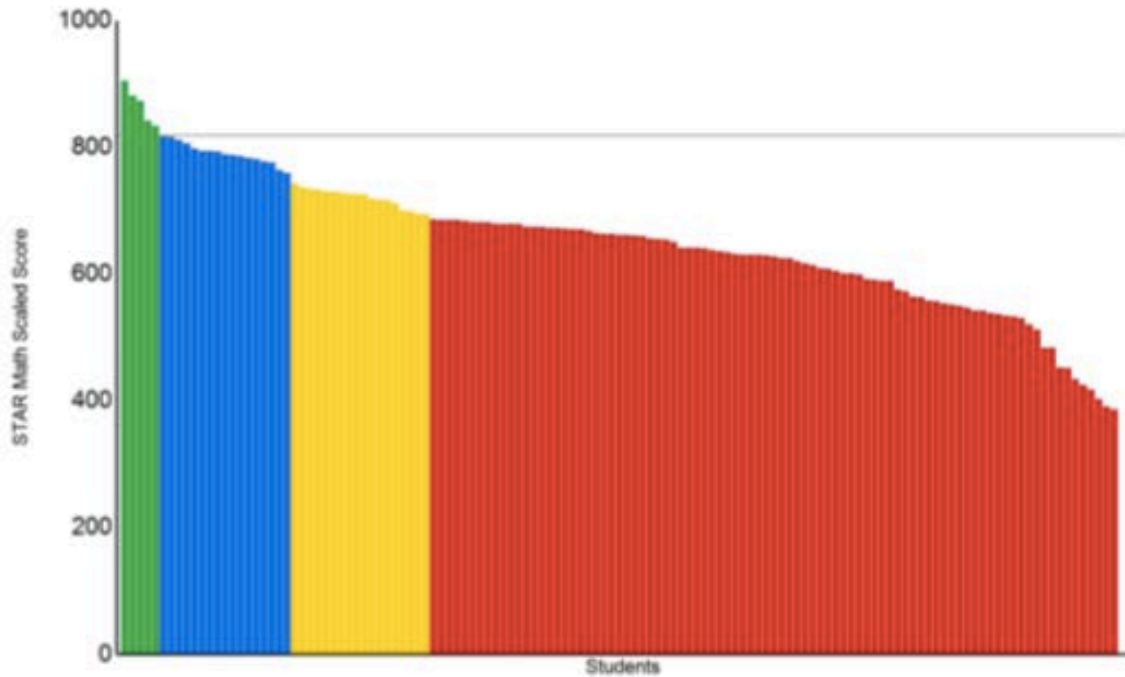
Categories / Levels	Benchmark		Students	
	Scaled Score	Percentile Rank	Number	Percent
<b>At/Above Benchmark</b>				
■ At/Above Benchmark	At/Above 816 SS	At/Above 70 PR	5	4%
Category Total			5	4%
<b>Below Benchmark</b>				
■ On Watch	Below 816 SS	Below 70 PR	14	10%
■ Intervention	Below 751 SS	Below 45 PR	31	22%
■ Urgent Intervention	Below 689 SS	Below 25 PR	90	64%
Category Total			135	96%
<b>Students Tested</b>			140	

**Grade 7: End of 1<sup>st</sup> Quarter:**

**Report Options**

Reporting Parameter Group: All Demographics [Default]

**Grade: 7**



Categories / Levels	Benchmark		Students	
	Scaled Score	Percentile Rank	Number	Percent
<b>At/Above Benchmark</b>				
■ At/Above Benchmark	At/Above 819 SS	At/Above 70 PR	5	4%
Category Total			5	4%
<b>Below Benchmark</b>				
■ On Watch	Below 819 SS	Below 70 PR	17	13%
■ Intervention	Below 754 SS	Below 45 PR	18	14%
■ Urgent Intervention	Below 692 SS	Below 25 PR	89	69%
Category Total			124	96%
<b>Students Tested</b>			129	

# Grade 7: December Progress Monitoring:

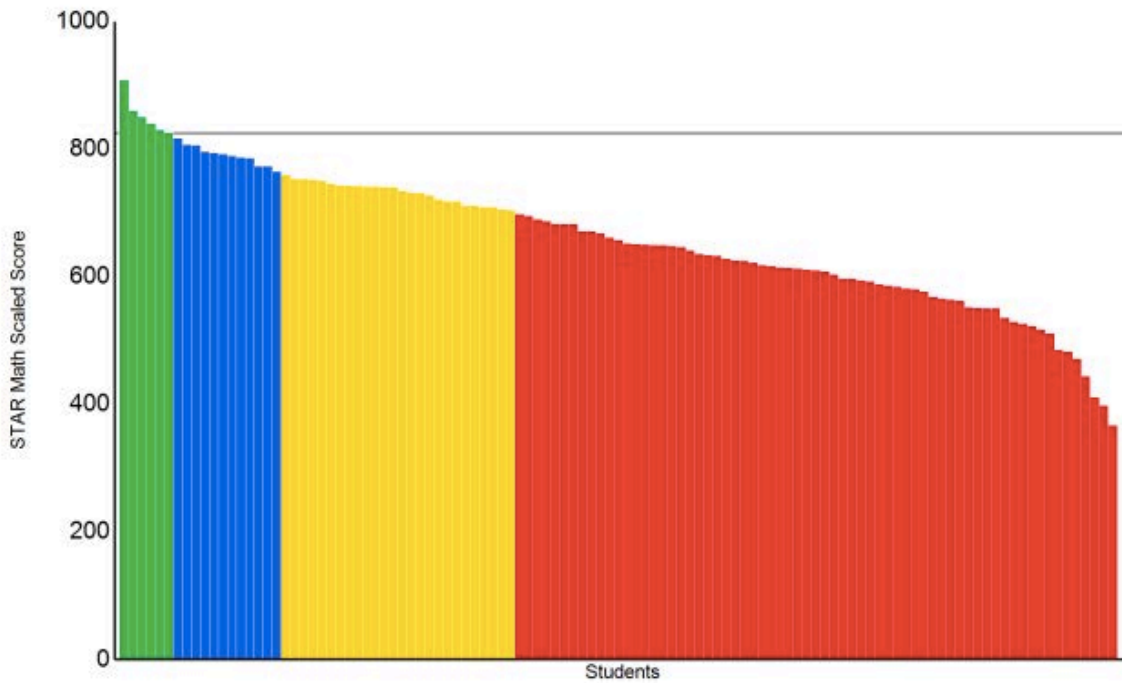
School: Browning Middle School

Reporting Period: 12/2/2019 - 12/20/2019  
(December Progress Monitoring)

## Report Options

Reporting Parameter Group: All Demographics [Default]

## Grade: 7



Categories / Levels	Benchmark		Students	
	Scaled Score	Percentile Rank	Number	Percent
<b>At/Above Benchmark</b>				
■ At/Above Benchmark	At/Above 825 SS	At/Above 70 PR	6	5%
Category Total			6	5%
<b>Below Benchmark</b>				
■ On Watch	Below 825 SS	Below 70 PR	12	11%
■ Intervention	Below 760 SS	Below 45 PR	26	23%
■ Urgent Intervention	Below 699 SS	Below 25 PR	67	60%
Category Total			105	95%
<b>Students Tested</b>			111	

# Grade 8: Fall Benchmark:

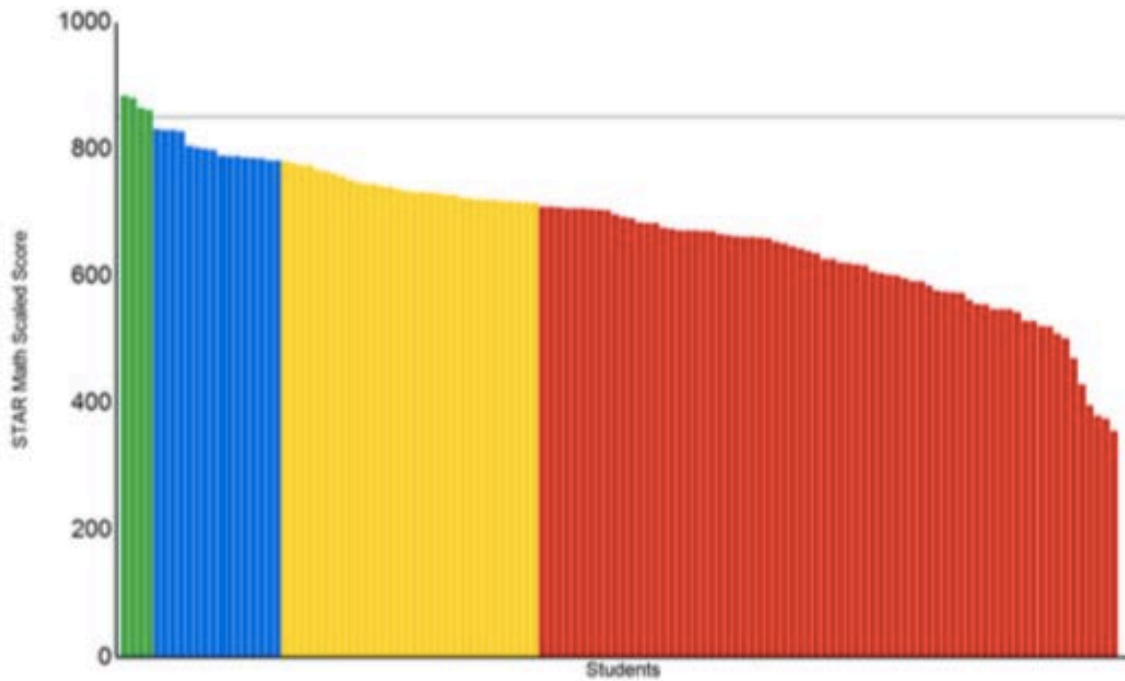
School: Browning Middle School

Reporting Period: 9/1/2019 - 9/27/2019  
(Fall)

## Report Options

Reporting Parameter Group: All Demographics [Default]

## Grade: 8



Categories / Levels	Benchmark		Students	
	Scaled Score	Percentile Rank	Number	Percent
<b>At/Above Benchmark</b>				
■ At/Above Benchmark	At/Above 851 SS	At/Above 70 PR	4	3%
Category Total			4	3%
<b>Below Benchmark</b>				
■ On Watch	Below 851 SS	Below 70 PR	16	13%
■ Intervention	Below 783 SS	Below 45 PR	32	26%
■ Urgent Intervention	Below 713 SS	Below 25 PR	72	58%
Category Total			120	97%
<b>Students Tested</b>			124	

# Grade 8: End of 1<sup>st</sup> Quarter:

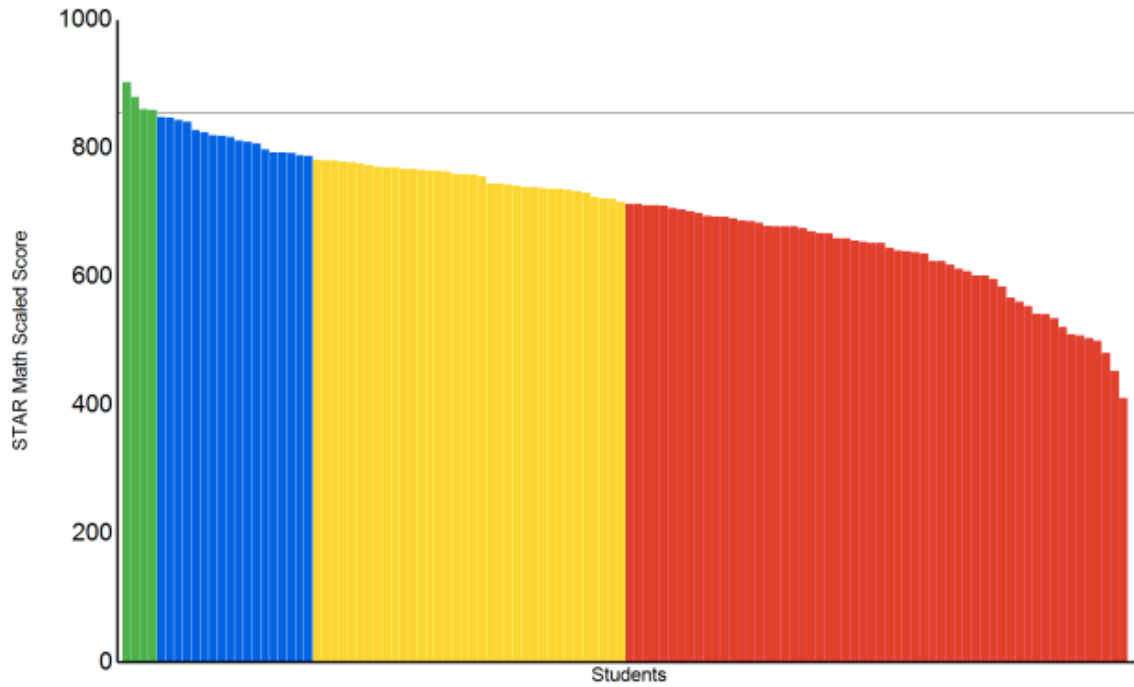
School: Browning Middle School

Reporting Period: 10/21/2019 - 10/30/2019  
(End of 1st Quarter)

## Report Options

Reporting Parameter Group: All Demographics [Default]

## Grade: 8



Categories / Levels	Benchmark		Students	
	Scaled Score	Percentile Rank	Number	Percent
<b>At/Above Benchmark</b>				
■ At/Above Benchmark	At/Above 855 SS	At/Above 70 PR	4	3%
Category Total			4	3%
<b>Below Benchmark</b>				
■ On Watch	Below 855 SS	Below 70 PR	18	16%
■ Intervention	Below 786 SS	Below 45 PR	36	31%
■ Urgent Intervention	Below 716 SS	Below 25 PR	58	50%
Category Total			112	97%
<b>Students Tested</b>			116	

# Grade 8: December Progress Monitoring:

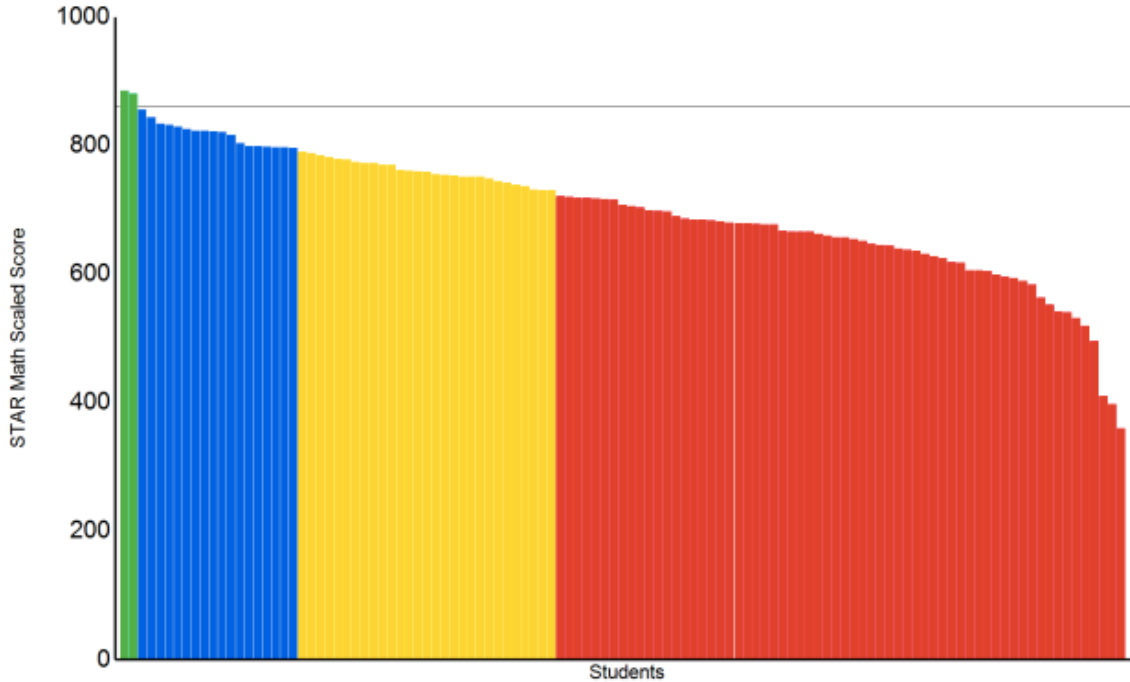
School: Browning Middle School

Reporting Period: 12/2/2019 - 12/20/2019  
(December Progress Monitoring)

**Report Options**

Reporting Parameter Group: All Demographics [Default]

## Grade: 8



Categories / Levels	Benchmark		Students	
	Scaled Score	Percentile Rank	Number	Percent
<b>At/Above Benchmark</b>				
■ At/Above Benchmark	At/Above 861 SS	At/Above 70 PR	2	2%
Category Total			2	2%
<b>Below Benchmark</b>				
■ On Watch	Below 861 SS	Below 70 PR	18	16%
■ Intervention	Below 793 SS	Below 45 PR	29	26%
■ Urgent Intervention	Below 723 SS	Below 25 PR	64	57%
Category Total			111	98%
<b>Students Tested</b>			113	



**STEM/STEAM Classes at BMS:**

BMS has completed one full month of STEAM/STEM activities within six specified classes and the teachers and students are now acquainted to the processes of the hands-on approach to learning. We are currently proposing additional funds from the Montana Gear Up Program to cover the costs of supplies for the STEAM/STEM hands-on learning lessons/activities.

**Renovation Update:**

The Facilities Department has provided BMS with a storage unit for storage of the necessary items to clear the Electives Pod so continued construction can occur. A huge thanks goes out to the Facilities Department for their support at BMS!

**Data for November:**Attendance for Students

-% of whole school: 82.5%

-% by grade level:

7<sup>th</sup> Grade: 82%

8<sup>th</sup> Grade: 83%

-Perfect Attendance: 24 students

Attendance for Staff:

-Classified Staff: 92%

-Certified Staff: 88%

-% of whole staff: 90% ☺

-Perfect Attendance for Classified: 1 staff members

-Perfect Attendance for Certified: 2 staff members

Dropped Students:

-Zero students

Home Visits: 13