



ISDLAF+ Monthly Statement

(10385-116) GENERAL FUND

Statement Period
Jun 1, 2017 to Jun 30, 2017

Statement for the Account of:
GENEVA C.U.S.D. #304

ACTIVITY SUMMARY

INVESTMENT POOL SUMMARY	LIQ	MAX
Beginning Balance	\$1.46	\$1,328,526.47
Dividends	\$272.19	\$5,541.82
Credits	\$24,015,971.34	\$37,602,481.96
Checks Paid	\$0.00	\$0.00
Other Debits	(\$24,000,346.34)	(\$32,791,071.41)
Ending Balance	\$15,898.65	\$6,145,478.84
Average Monthly Rate	0.76%	0.83%

PLEASE NOTE: THE FUND WILL BE CLOSED JULY 4TH
IN OBSERVANCE OF THE INDEPENDENCE DAY
HOLIDAY

TOTAL LIQ AND MAX	\$6,161,377.49
--------------------------	-----------------------

TOTAL FIXED INCOME	\$38,351,718.96
---------------------------	------------------------

ACCOUNT TOTAL	\$44,513,096.45
----------------------	------------------------

GENEVA C.U.S.D. #304
Donna Oberg
227 N. FOURTH ST.
GENEVA, IL 60134



GENEVA C.U.S.D. #304

Statement Period

Jun 1, 2017 to Jun 30, 2017

TRANSACTION ACTIVITY

							BEGINNING BALANCE	\$1.46
LIQUID CLASS ACTIVITY								
Transaction	Trade Date	Settle Date	Description	Redemption/Debit	Purchase/Credit	Share Price	Shares this Transaction	
2374797	06/01/17	06/01/17	Fund Purchase from FRI Interest SEC - 29329 - AKRON-SUMMIT CNTY OH PUBLIC LIBRARY		\$15,625.00	\$1.00	15,625.000	
2381396	06/14/17	06/14/17	Phone Redemption for FRI	(\$6,214,800.00)		\$1.00	(6,214,800.000)	
2381398	06/14/17	06/14/17	Phone Exchange Purchase		\$12,314,800.00	\$1.00	12,314,800.000	
2381862	06/15/17	06/15/17	Phone Redemption for FRI	(\$10,941,200.00)		\$1.00	(10,941,200.000)	
2381864	06/15/17	06/15/17	Phone Exchange Purchase		\$10,941,200.00	\$1.00	10,941,200.000	
2382869	06/16/17	06/16/17	Redemption for Term Series 20170912AA02	(\$1,100,000.00)		\$1.00	(1,100,000.000)	
2382924	06/16/17	06/16/17	Redemption for Term Series 20170814AC02	(\$5,000,000.00)		\$1.00	(5,000,000.000)	
2384473	06/21/17	06/21/17	Phone Redemption for FRI	(\$248,123.66)		\$1.00	(248,123.660)	
2384475	06/21/17	06/21/17	Phone Exchange Purchase		\$248,123.66	\$1.00	248,123.660	
2387780	06/27/17	06/27/17	Phone Redemption for FRI	(\$248,111.34)		\$1.00	(248,111.340)	
2387782	06/27/17	06/27/17	Phone Exchange Purchase		\$248,111.34	\$1.00	248,111.340	
2389345	06/29/17	06/29/17	Phone Redemption for FRI	(\$248,111.34)		\$1.00	(248,111.340)	
2389347	06/29/17	06/29/17	Phone Exchange Purchase		\$248,111.34	\$1.00	248,111.340	
2391605	06/30/17	06/30/17	Dividend Reinvest		\$272.19	\$1.00	272.190	
TOTALS FOR PERIOD				(\$24,000,346.34)	\$24,016,243.53		15,897.190	
							ENDING BALANCE	\$15,898.65




GENEVA C.U.S.D. #304

Statement Period

Jun 1, 2017 to Jun 30, 2017

TRANSACTION ACTIVITY

							BEGINNING BALANCE	\$1,328,526.47
MAX CLASS ACTIVITY								
Transaction	Trade Date	Settle Date	Description	Redemption/Debit	Purchase/Credit	Share Price	Shares this Transaction	
2381077	06/14/17	06/14/17	Harris Local Funds Purchase County Tax Payment		\$37,602,481.96	\$1.00	37,602,481.960	
2381093	06/14/17	06/14/17	Phone Wire Redemption	(\$2,500,000.00)		\$1.00	(2,500,000.000)	
2381397	06/14/17	06/14/17	Phone Exchange Redemption	(\$12,314,800.00)		\$1.00	(12,314,800.000)	
2381863	06/15/17	06/15/17	Phone Exchange Redemption	(\$10,941,200.00)		\$1.00	(10,941,200.000)	
2384474	06/21/17	06/21/17	Phone Exchange Redemption	(\$248,123.66)		\$1.00	(248,123.660)	
2387781	06/27/17	06/27/17	Phone Exchange Redemption	(\$248,111.34)		\$1.00	(248,111.340)	
2388492	06/28/17	06/28/17	Phone Wire Redemption	(\$2,500,000.00)		\$1.00	(2,500,000.000)	
2389346	06/29/17	06/29/17	Phone Exchange Redemption	(\$248,111.34)		\$1.00	(248,111.340)	
2390275	06/30/17	06/30/17	Phone Wire Redemption	(\$336,960.00)		\$1.00	(336,960.000)	
2390276	06/30/17	06/30/17	Phone Wire Redemption	(\$63,330.00)		\$1.00	(63,330.000)	
2390277	06/30/17	06/30/17	Phone Wire Redemption	(\$171,400.00)		\$1.00	(171,400.000)	
2390278	06/30/17	06/30/17	Phone Wire Redemption	(\$41,325.00)		\$1.00	(41,325.000)	
2390279	06/30/17	06/30/17	Phone Wire Redemption	(\$997,235.07)		\$1.00	(997,235.070)	
2390280	06/30/17	06/30/17	Phone Wire Redemption	(\$2,180,475.00)		\$1.00	(2,180,475.000)	
2392151	06/30/17	06/30/17	Dividend Reinvest		\$5,541.82	\$1.00	5,541.820	
TOTALS FOR PERIOD				(\$32,791,071.41)	\$37,608,023.78		4,816,952.37	
ENDING BALANCE								\$6,145,478.84



GENEVA C.U.S.D. #304

Statement Period
Jun 1, 2017 to Jun 30, 2017

SDA / MMA TRANSACTION ACTIVITY

BANK OF CHINA			BEGINNING BALANCE				\$5,593,217.85
Transaction	Date		Deposits	Withdrawals	Interest / Adjust	Balance	
162126	06/30/17	Interest			\$3,880.07	\$5,597,097.92	
TOTALS FOR PERIOD			\$0.00	\$0.00	\$3,880.07		
ENDING BALANCE							\$5,597,097.92



GENEVA C.U.S.D. #304

Statement Period

Jun 1, 2017 to Jun 30, 2017

FIXED INCOME INVESTMENTS


PURCHASES

Type	Holding ID	Trade	Settle	Maturity	Description	Cost	Rate	Face/Par
CD	241008-1	06/14/17	06/14/17	12/29/17	VILLAGE BANK & TRUST - WINTRUST	\$248,600.00	1.010%	\$249,962.06
CD	241024-1	06/14/17	06/14/17	12/29/17	OLD PLANK TRAIL COMMUNITY BANK NA - WINTRUST	\$248,600.00	1.010%	\$249,962.06
CD	241023-1	06/14/17	06/14/17	12/29/17	TOWN BANK - WINTRUST	\$248,600.00	1.010%	\$249,962.06
CD	241022-1	06/14/17	06/14/17	12/29/17	BARRINGTON B&TC - WINTRUST	\$248,600.00	1.010%	\$249,962.06
CD	241021-1	06/14/17	06/14/17	12/29/17	LIBERTYVILLE B&TC - WINTRUST	\$248,600.00	1.010%	\$249,962.06
CD	241020-1	06/14/17	06/14/17	12/29/17	WINTRUST BANK/NORTH SHORE COMM B&TC	\$248,600.00	1.010%	\$249,962.06
CD	241017-1	06/14/17	06/14/17	12/29/17	LAKE FOREST B&TC - WINTRUST	\$248,600.00	1.010%	\$249,962.06
CD	241001-1	06/14/17	06/14/17	12/29/17	LANDMARK COMMUNITY BANK	\$248,600.00	1.012%	\$249,965.43
CD	241019-1	06/14/17	06/14/17	12/29/17	HINSDALE B&TC - WINTRUST	\$248,600.00	1.010%	\$249,962.06
CD	241000-1	06/14/17	06/14/17	12/29/17	BANK OF THE OZARKS	\$248,500.00	1.044%	\$249,907.50
CD	241002-1	06/14/17	06/14/17	12/29/17	ROYAL BUSINESS BANK	\$248,600.00	1.011%	\$249,962.81
CD	241003-1	06/14/17	06/14/17	12/29/17	USAMERIBANK	\$248,500.00	1.052%	\$249,918.81
CD	241004-1	06/14/17	06/14/17	12/29/17	WESTERN ALLIANCE BANK / TORREY PINES BANK	\$248,600.00	1.017%	\$249,970.92
CD	241005-1	06/14/17	06/14/17	12/29/17	BANK 7	\$248,600.00	1.017%	\$249,970.92
CD	241009-1	06/14/17	06/14/17	12/29/17	CRYSTAL LAKE B&TC, NA - WINTRUST	\$248,600.00	1.010%	\$249,962.06
CD	241010-1	06/14/17	06/14/17	12/29/17	NORTHBROOK B&TC - WINTRUST	\$248,600.00	1.010%	\$249,962.06
CD	241006-1	06/14/17	06/14/17	12/29/17	FIRST NATIONAL BANK	\$248,600.00	1.010%	\$249,962.73
CD	241018-1	06/14/17	06/14/17	12/29/17	WHEATON BANK AND TRUST - WINTRUST	\$248,600.00	1.010%	\$249,962.06
CD	241007-1	06/14/17	06/14/17	12/29/17	FINANCIAL FEDERAL BANK	\$248,600.00	1.010%	\$249,962.06
CD	241012-1	06/14/17	06/14/17	12/29/17	BEVERLY BANK & TRUST CO, NA- WINTRUST	\$248,600.00	1.010%	\$249,962.06
CD	241013-1	06/14/17	06/14/17	12/29/17	ROCKFORD B&TC	\$248,600.00	1.012%	\$249,965.43
CD	241014-1	06/14/17	06/14/17	12/29/17	TBK BANK, SSB / THE NATIONAL BANK	\$248,600.00	1.010%	\$249,962.06
CD	241015-1	06/14/17	06/14/17	12/29/17	STATE BANK OF THE LAKES - WINTRUST	\$248,600.00	1.010%	\$249,962.06
CD	241016-1	06/14/17	06/14/17	12/29/17	ST. CHARLES B&TC - WINTRUST	\$248,600.00	1.010%	\$249,962.06
CD	241011-1	06/14/17	06/14/17	12/29/17	SCHAUMBURG B&TC / ADVANTAGE NATIONAL BANK - WINTRUST	\$248,600.00	1.010%	\$249,962.06
CD	241033-1	06/15/17	06/15/17	12/29/17	BOFI FEDERAL BANK	\$10,941,200.00	1.013%	\$11,001,020.19

Questions? Please call 630 657 6400

PURCHASES

Type	Holding ID	Trade	Settle	Maturity	Description	Cost	Rate	Face/Par
TS	241305-1	06/16/17	06/16/17	08/14/17	ISDLAF+ TERM SERIES	\$5,000,000.00	0.900%	\$5,007,273.98
TS	241250-1	06/16/17	06/16/17	09/12/17	ISDLAF+ TERM SERIES	\$1,100,000.00	0.920%	\$1,102,439.90
DTC	39848	06/14/17	06/21/17	12/21/17	Bank Of Baroda Certificate of Deposit	\$248,123.66	1.100%	\$248,000.00
DTC	39847	06/14/17	06/27/17	12/27/17	Dallas Capital Bank, NA Certificate of Deposit	\$248,111.34	1.010%	\$248,000.00
DTC	39849	06/14/17	06/29/17	12/29/17	Luther Burbank Savings Certificate of Deposit	\$248,111.34	1.010%	\$248,000.00
Totals for Period:						\$24,000,346.34		\$24,103,713.64




GENEVA C.U.S.D. #304

Statement Period
Jun 1, 2017 to Jun 30, 2017

FIXED INCOME INVESTMENTS

INTEREST				Interest
Type	Holding ID	Transaction Date	Description	
SEC	29329	06/01/17	SEC - 29329 - AKRON-SUMMIT CNTY OH PUBLIC LIBRARY	\$15,625.00
SDA	162126	06/30/17	Savings Deposit Account - BANK OF CHINA	\$3,880.07
Totals for Period:				\$19,505.07



GENEVA C.U.S.D. #304

Statement Period
Jun 1, 2017 to Jun 30, 2017

CURRENT PORTFOLIO

Type	Code	Holding ID	Trade	Settle	Maturity	Description	Cost	Rate	Face/Par	Market Value
LIQ				06/30/17		LIQ Account Balance	\$15,898.65	0.760%	\$15,898.65	\$15,898.65
MAX				06/30/17		MAX Account Balance	\$6,145,478.84	0.830%	\$6,145,478.84	\$6,145,478.84
SDA	6	162126-1		06/30/17		Savings Deposit Account - BANK OF CHINA	\$5,597,097.92	0.900%	\$5,597,097.92	\$5,597,097.92
TS	10	241305-1	06/16/17	06/16/17	08/14/17	ISDLAF+ TERM SERIES	\$5,000,000.00	0.900%	\$5,007,273.98	\$5,000,000.00
CD	N	200825-1	08/20/14	08/20/14	08/21/17	SONABANK	\$242,300.00	1.049%	\$249,937.78	\$242,300.00
DTC	N	32558-1	08/20/14	08/28/14	08/28/17	American Express Bank, Fsb Certificate of Deposit (1.250%) 02587CAX8	\$248,703.81	1.154%	\$248,000.00	\$248,039.93
DTC	N	32559-1	08/20/14	08/27/14	08/28/17	Discover Bank Certificate of Deposit (1.350%) 2546714Z0	\$248,702.28	1.254%	\$248,000.00	\$248,138.14
TS	10	241250-1	06/16/17	06/16/17	09/12/17	ISDLAF+ TERM SERIES	\$1,100,000.00	0.920%	\$1,102,439.90	\$1,100,000.00
DTC	N	32979-1	09/16/14	09/19/14	09/19/17	GE Capital Bank Certificate of Deposit (1.400%) 36161T2X2	\$248,699.07	1.304%	\$248,000.00	\$248,066.96
DTC	N	32983-1	09/16/14	09/19/14	09/19/17	BMW Bank Of North America Certificate of Deposit (1.350%) 05580AAT1	\$248,325.42	1.305%	\$248,000.00	\$248,050.34
DTC	N	32961-1	09/16/14	09/24/14	09/25/17	Capital One Bank (usa), National Association Certificate of Deposit (1.250%) 140420PG9	\$248,705.44	1.153%	\$248,000.00	\$248,039.93
DTC	N	32840-1	09/10/14	09/26/14	09/26/17	Investors Bank (mhc) Certificate of Deposit (1.350%) 46176PDH5	\$249,075.88	1.202%	\$248,000.00	\$248,025.30
DTC	N	39848-1	06/14/17	06/21/17	12/21/17	Bank Of Baroda Certificate of Deposit (1.200%) 06062Q7C2	\$248,123.66	1.100%	\$248,000.00	\$248,029.51
DTC	N	39847-1	06/14/17	06/27/17	12/27/17	Dallas Capital Bank, NA Certificate of Deposit (1.100%) 234553AQ8	\$248,111.34	1.010%	\$248,000.00	\$247,900.06
CD	N	241000-1	06/14/17	06/14/17	12/29/17	BANK OF THE OZARKS	\$248,500.00	1.044%	\$249,907.50	\$248,500.00
CD	N	241001-1	06/14/17	06/14/17	12/29/17	LANDMARK COMMUNITY BANK	\$248,600.00	1.013%	\$249,965.43	\$248,600.00
CD	N	241002-1	06/14/17	06/14/17	12/29/17	ROYAL BUSINESS BANK	\$248,600.00	1.011%	\$249,962.81	\$248,600.00
CD	N	241003-1	06/14/17	06/14/17	12/29/17	USAMERIBANK	\$248,500.00	1.053%	\$249,918.81	\$248,500.00
CD	N	241004-1	06/14/17	06/14/17	12/29/17	WESTERN ALLIANCE BANK / TORREY PINES BANK	\$248,600.00	1.017%	\$249,970.92	\$248,600.00
CD	N	241005-1	06/14/17	06/14/17	12/29/17	BANK 7	\$248,600.00	1.017%	\$249,970.92	\$248,600.00
CD	N	241006-1	06/14/17	06/14/17	12/29/17	FIRST NATIONAL BANK	\$248,600.00	1.011%	\$249,962.73	\$248,600.00

Questions? Please call 630 657 6400

CURRENT PORTFOLIO

Type	Code	Holding ID	Trade	Settle	Maturity	Description	Cost	Rate	Face/Par	Market Value
CD	N	241007-1	06/14/17	06/14/17	12/29/17	FINANCIAL FEDERAL BANK	\$248,600.00	1.010%	\$249,962.06	\$248,600.00
CD	N	241008-1	06/14/17	06/14/17	12/29/17	VILLAGE BANK & TRUST - WINTRUST	\$248,600.00	1.010%	\$249,962.06	\$248,600.00
CD	N	241009-1	06/14/17	06/14/17	12/29/17	CRYSTAL LAKE B&TC, NA - WINTRUST	\$248,600.00	1.010%	\$249,962.06	\$248,600.00
CD	N	241010-1	06/14/17	06/14/17	12/29/17	NORTHBROOK B&TC - WINTRUST	\$248,600.00	1.010%	\$249,962.06	\$248,600.00
CD	N	241011-1	06/14/17	06/14/17	12/29/17	SCHAUMBURG B&TC / ADVANTAGE NATIONAL BANK - WINTRUST	\$248,600.00	1.010%	\$249,962.06	\$248,600.00
CD	N	241012-1	06/14/17	06/14/17	12/29/17	BEVERLY BANK & TRUST CO, NA- WINTRUST	\$248,600.00	1.010%	\$249,962.06	\$248,600.00
CD	N	241013-1	06/14/17	06/14/17	12/29/17	ROCKFORD B&TC	\$248,600.00	1.013%	\$249,965.43	\$248,600.00
CD	N	241014-1	06/14/17	06/14/17	12/29/17	TBK BANK, SSB / THE NATIONAL BANK	\$248,600.00	1.010%	\$249,962.06	\$248,600.00
CD	N	241015-1	06/14/17	06/14/17	12/29/17	STATE BANK OF THE LAKES - WINTRUST	\$248,600.00	1.010%	\$249,962.06	\$248,600.00
CD	N	241016-1	06/14/17	06/14/17	12/29/17	ST. CHARLES B&TC - WINTRUST	\$248,600.00	1.010%	\$249,962.06	\$248,600.00
CD	N	241017-1	06/14/17	06/14/17	12/29/17	LAKE FOREST B&TC - WINTRUST	\$248,600.00	1.010%	\$249,962.06	\$248,600.00
CD	N	241018-1	06/14/17	06/14/17	12/29/17	WHEATON BANK AND TRUST - WINTRUST	\$248,600.00	1.010%	\$249,962.06	\$248,600.00
CD	N	241019-1	06/14/17	06/14/17	12/29/17	HINSDALE B&TC - WINTRUST	\$248,600.00	1.010%	\$249,962.06	\$248,600.00
CD	N	241020-1	06/14/17	06/14/17	12/29/17	WINTRUST BANK/NORTH SHORE COMM B&TC	\$248,600.00	1.010%	\$249,962.06	\$248,600.00
CD	N	241021-1	06/14/17	06/14/17	12/29/17	LIBERTYVILLE B&TC - WINTRUST	\$248,600.00	1.010%	\$249,962.06	\$248,600.00
CD	N	241022-1	06/14/17	06/14/17	12/29/17	BARRINGTON B&TC - WINTRUST	\$248,600.00	1.010%	\$249,962.06	\$248,600.00
CD	N	241023-1	06/14/17	06/14/17	12/29/17	TOWN BANK - WINTRUST	\$248,600.00	1.010%	\$249,962.06	\$248,600.00
CD	N	241024-1	06/14/17	06/14/17	12/29/17	OLD PLANK TRAIL COMMUNITY BANK NA - WINTRUST	\$248,600.00	1.010%	\$249,962.06	\$248,600.00
CD	1	241033-1	06/15/17	06/15/17	12/29/17	BOFI FEDERAL BANK	\$10,941,200.00	1.013%	\$11,001,020.19	\$10,941,200.00
DTC	N	39849-1	06/14/17	06/29/17	12/29/17	Luther Burbank Savings Certificate of Deposit (1.100%) 550551CA1	\$248,111.34	1.010%	\$248,000.00	\$247,897.58
CD	N	222279-1	03/16/16	03/16/16	03/16/18	CIT BANK / ONEWEST BANK, NA	\$239,300.00	1.110%	\$244,613.99	\$239,300.00
CD	C	222298-1	03/17/16	03/17/16	03/16/18	BANKUNITED NA	\$2,000,000.00	0.901%	\$2,035,994.55	\$2,000,000.00
CD	N	224344-1	05/19/16	05/19/16	05/21/18	PACIFIC WESTERN BANK	\$241,500.00	0.910%	\$245,903.62	\$241,500.00
CD	N	224345-1	05/19/16	05/19/16	05/21/18	BANK OF CHINA	\$245,900.00	0.815%	\$249,919.10	\$245,900.00
CD	N	224346-1	05/19/16	05/19/16	05/21/18	PREMIER BANK	\$246,000.00	0.802%	\$249,954.30	\$246,000.00
CD	N	224347-1	05/19/16	05/19/16	05/21/18	FIELDPOINT PRIVATE BANK & TRUST	\$246,000.00	0.805%	\$249,971.45	\$246,000.00
CD	N	224348-1	05/19/16	05/19/16	05/21/18	ENERBANK USA	\$246,000.00	0.809%	\$249,991.50	\$246,000.00
CD	N	224349-1	05/19/16	05/19/16	05/21/18	SECURITY BANK	\$246,000.00	0.800%	\$249,947.14	\$246,000.00
CD	N	224350-1	05/19/16	05/19/16	05/21/18	MIDLAND STATES BANK	\$245,900.00	0.828%	\$249,983.26	\$245,900.00

Questions? Please call 630 657 6400

CURRENT PORTFOLIO

Type	Code	Holding ID	Trade	Settle	Maturity	Description	Cost	Rate	Face/Par	Market Value
DTC	N	37328-1	05/19/16	05/26/16	05/25/18	Bmo Harris Bank Certificate of Deposit (1,050%) 05581WGE9	\$248,726.95	0.902%	\$248,000.00	\$247,382.73
SEC	15	29329-1	02/28/13	03/05/13	12/01/18	AKRON-SUMMIT CNTY OH PUBLIC LIBRARY (5.000%) 01016MCJ8	\$765,650.00	0.960%	\$625,000.00	\$659,281.25
DTC	N	37236-1	03/16/16	03/24/16	03/25/19	Ally Bank Certificate of Deposit (1.350%) 02006LZE6	\$248,700.65	1.254%	\$248,000.00	\$247,508.46
CD	N	224342-1	05/19/16	05/19/16	05/20/19	BANK OF THE WEST	\$230,600.00	1.372%	\$240,101.71	\$230,600.00
CD	N	224343-1	05/19/16	05/19/16	05/20/19	ALLIANT CREDIT UNION	\$242,400.00	1.012%	\$249,773.10	\$242,400.00
SEC	15	29317-1	02/27/13	03/01/13	10/15/19	BALTIMORE MD REF-CONSOL PUBLIC IMPT-SER B (5.000%) 059189RF9	\$832,606.60	1.050%	\$665,000.00	\$722,316.35
SEC	15	29321-1	02/27/13	03/04/13	02/15/20	LEWISTON ME REF-PUBLIC IMPT-SER A (4.000%) 52850CKJ3	\$494,478.60	1.320%	\$420,000.00	\$449,320.20

Totals for Period: **\$44,513,096.45** **\$44,322,280.55** **\$44,244,372.15**

Weighted Average Portfolio Yield: 0.994 %
 Weighted Average Portfolio Maturity: 214.24 Days

Portfolio Summary:

Type	Allocation (%)	Allocation (\$)	Description
LIQ	0.04%	\$15,898.65	Liquid Class Activity
MAX	13.89%	\$6,145,478.84	MAX Class Activity
CD	49.33%	\$21,827,900.00	Certificate of Deposit
DTC	6.16%	\$2,727,078.94	Certificate of Deposit
SDA	12.65%	\$5,597,097.92	Savings Deposit Account
SEC	4.14%	\$1,830,917.80	Security (see applicable security code)
TS	13.79%	\$6,100,000.00	Term Series

Note: Weighted Yield & Weighted Average Portfolio Maturity are calculated using "Market Value" and are only based on the fixed rate investments (excluding SDA investments).

*"Cost" is comprised of the total amount you paid for the investment including any fees and commissions.
 *"Rate" is the Net Yield to Maturity.
 *"Face/Par" is the amount received at maturity.
 *"Market Value" reflects the market value as reported by an independent third-party pricing service. Certificates of Deposit and Commercial Paper and other assets for which market pricing is not readily available from a third-party pricing service are listed at "Cost".

Deposit Codes:

- 1) FHLB
- 6) Promontory-BOC
- 10) Term Series
- C) Collateral
- N) Single FEIN

Security Codes:

- 15) Municipal Bond



ISDLAF+ Monthly Statement



About Your Account and Statement

Securities and municipal advisory brokerage services (investments purchased with proceeds from a municipal securities issuance), and investments cleared through our clearing firm, Pershing LLC, are offered through PMA Securities, Inc., a broker-dealer and municipal advisor registered with the SEC and MSRB, and a member of FINRA and SIPC. All other products and brokerage services are generally provided by PMA Financial Network, Inc. Thus, certificates of deposit ("CD"), savings deposit accounts ("SDA") and commercial paper ("CP") may be executed through either PMA entity, as applicable, depending on whether the investment was purchased with proceeds derived from municipal securities. PMA Securities, Inc. and PMA Financial Network, Inc. are operated under common ownership and are affiliated with Prudent Man Advisors, Inc.

Fixed Rate Investment Activity

This section shows all of the fixed term investments purchased and sold, maturities, interest received, and activity. This will include all CD, SDA, CP, securities and money market funds purchased through PMA Financial Network, Inc. or PMA Securities, Inc. as applicable. It also shows the approximate market value of each security whose price is obtained from an independent source believed to be reliable. However, PMA cannot guarantee their accuracy. This data is provided for informational purposes only. Listed values should not be interpreted as an offer to buy or sell at a specific price. CD's and CP are listed at their original cost. Redemption of a CD prior to maturity may result in early withdrawal penalties. Market values are based on the last day of the month for which this report date range is ending. If the run date of this report is prior to the end of the current month, the market values are listed as equivalent to the cost values.

ISDLAF+ Activity

This section shows all of the activity in the Liquid and Max Class. The Average Rate represents the average net interest rate over the previous month which is then annualized. Income Summary represents the interest earned for the Month and Fiscal Year to Date. Information regarding the ISDLAF+ investment objectives, risks, charges and expenses can be found in the ISDLAF+ information statement, which can be obtained at www.indiafolius.com or by calling PMA at the phone number listed.

An investment in the Multi-Class Series or any Term Series is not a bank deposit and is not insured or guaranteed by the Federal Deposit Insurance Corporation or any other governmental or private agency. Although the Liquid Class and MAX Class of the Multi-Class Series each seeks to maintain a stable value of \$1.00 per share, it is possible to lose money by investing in the Multi-Class Series. It also is possible to lose money by investing in a Term Series, which may impose a substantial penalty for redemption prior to the full term of the Series.

Money Market Fund

The Rate shown for the money market fund represents the average net interest rate over the previous month which is then annualized. Information regarding the money market fund's investment objectives, risks, charges and expenses can be found in the money market fund's prospectus, which can be obtained by calling PMA at the phone numbers listed. The performance data featured represents past performance, which is no guarantee of future results. Investment returns will fluctuate. Current performance may be higher or lower than the performance data quoted. Please call PMA for the most recent performance figures.

The performance data featured represents past performance, which is no guarantee of future results. Investment returns will fluctuate. Current performance may be higher or lower than the performance data quoted. Please call PMA for the most recent performance figures.

Additional Disclosures

All funds, and/or securities are located and safe kept in an account under the client's name at their custodial bank. Any certificates of deposit listed are located in the client's name at the respective bank. Any money market fund shares are held directly with the money market fund. It is recommended that any oral communications be re-confirmed in writing to further protect your rights, including rights under the Securities Investor Protection Act.

Debt Securities

Some debt securities are subject to redemption prior to maturity. In the event of a partial or whole call of a security, the securities call will be automatically selected on a random basis as is customary in the securities industry. The probability that your securities will be selected is proportional to the amount of your holdings relative to the total holdings. Redemption prior to maturity could affect the yield represented. Additional information is available upon request.

A financial statement of PMA Securities, Inc. is available for inspection at its office or a copy will be mailed to you upon written request.

PLEASE ADVISE PMA AND OUR CLEARING FIRM, PERSHING LLC, IMMEDIATELY OF ANY INACCURACY OR DISCREPANCY ON YOUR STATEMENT. FOR A CHANGE OF ADDRESS OR QUESTIONS REGARDING YOUR ACCOUNT, PLEASE NOTIFY YOUR PMA REPRESENTATIVE. ANY ORAL COMMUNICATIONS SHOULD BE RE-CONFIRMED IN WRITING.

How to Contact PMA

Please call (630) 657-6400 or write to us at PMA, 2135 CityGate Lane, 7th Floor, Naperville, Illinois 60563.

How to Contact Pershing, LLC

Please call (201) 413-3330 or write to Pershing, LLC, One Pershing Plaza, Jersey City, New Jersey, 07399

In accordance with FINRA Rule 2267, PMA Securities, Inc. is providing the following information in the event you wish to contact FINRA. You may call (301) 590-6500 or write to FINRA at 1735 K Street NW, Washington, D.C. 20006-1500. In addition to the public disclosure number (800) 289-9999, FINRA provides an investor brochure which describes their Public Disclosure Program. Additional information is also available at www.finra.org.

Questions? Please call 630 657 6400

(10385-116) GENERAL FUND | Page 11 of 12