



ISDLAF+ Monthly Statement

Statement for the Account of:
Geneva C.U.S.D. #304

(10385-116) GENERAL FUND

Statement Period
May 1, 2020 to May 31, 2020

ACTIVITY SUMMARY

INVESTMENT POOL SUMMARY

	LIQ	MAX
Beginning Balance	\$1,971,721.91	\$2,035,348.52
Dividends	\$1,160.57	\$1,388.65
Credits	\$6,909,799.44	\$4,621,199.82
Checks Paid	\$0.00	\$0.00
Other Debits	(\$6,300,000.00)	\$0.00
Ending Balance	\$2,582,681.92	\$6,657,936.99
Average Monthly Rate	0.39%	0.46%

TOTAL LIQ AND MAX

\$9,240,618.91


TOTAL FIXED INCOME

\$10,566,234.86

ACCOUNT TOTAL

\$19,806,853.77

Geneva C.U.S.D. #304
Dean Romano
227 N. FOURTH ST.
GENEVA, IL 60134



Geneva C.U.S.D. #304

Statement Period

May 1, 2020 to May 31, 2020

TRANSACTION ACTIVITY

BEGINNING BALANCE								\$1,971,721.91
LIQUID CLASS ACTIVITY								
Transaction	Trade Date	Settle Date	Description	Redemption/Debit	Purchase/Credit	Share Price	Shares this Transaction	
2948398	05/12/20	05/12/20	Fund Purchase from FRI Maturity CD-274048-1 Bank OZK (LOC), AR		\$2,500,000.00	\$1.00	2,500,000.000	
2948399	05/12/20	05/12/20	Fund Purchase from FRI Maturity CD-277643-1 CITIBANK NA, IL		\$900,000.00	\$1.00	900,000.000	
2948429	05/12/20	05/12/20	Fund Purchase from FRI Interest CD-274048-1 Bank OZK (LOC), AR		\$42,695.53	\$1.00	42,695.530	
2948430	05/12/20	05/12/20	Fund Purchase from FRI Interest CD-277643-1 CITIBANK NA, IL		\$8,830.36	\$1.00	8,830.360	
2949925	05/14/20	05/14/20	Fund Purchase from FRI Interest SEC - 42820 - WELLS FARGO BANK NA		\$573.04	\$1.00	573.040	
2949965	05/14/20	05/14/20	Phone Wire Redemption	(\$3,300,000.00)		\$1.00	(3,300,000.000)	
2950584	05/15/20	05/15/20	Fund Purchase from FRI Maturity SEC - 45167 - US TREASURY N/B		\$3,184,000.00	\$1.00	3,184,000.000	
2950636	05/15/20	05/15/20	Fund Purchase from FRI Interest SEC - 45167 - US TREASURY N/B		\$23,880.00	\$1.00	23,880.000	
2951889	05/19/20	05/19/20	Fund Purchase from FRI Maturity CD-269841-1 BANK OF CHINA, NY		\$243,400.00	\$1.00	243,400.000	
2951969	05/19/20	05/19/20	Fund Purchase from FRI Interest CD-269841-1 BANK OF CHINA, NY		\$6,420.51	\$1.00	6,420.510	
2956086	05/27/20	05/27/20	Phone Wire Redemption	(\$3,000,000.00)		\$1.00	(3,000,000.000)	
2958382	05/31/20	05/31/20	Dividend Reinvest		\$1,160.57	\$1.00	1,160.570	
TOTALS FOR PERIOD				(\$6,300,000.00)	\$6,910,960.01		610,960.010	
ENDING BALANCE								\$2,582,681.92




Geneva C.U.S.D. #304

Statement Period

May 1, 2020 to May 31, 2020

TRANSACTION ACTIVITY

						BEGINNING BALANCE	\$2,035,348.52
MAX CLASS ACTIVITY							
Transaction	Trade Date	Settle Date	Description	Redemption/Debit	Purchase/Credit	Share Price	Shares this Transaction
2952783	05/20/20	05/20/20	Harris Local Funds Purchase County Tax Payment		\$4,621,199.82	\$1.00	4,621,199.820
2958957	05/31/20	05/31/20	Dividend Reinvest		\$1,388.65	\$1.00	1,388.650
TOTALS FOR PERIOD				0.00	\$4,622,588.47		4,622,588.470
						ENDING BALANCE	\$6,657,936.99




Geneva C.U.S.D. #304

SDA / MMA TRANSACTION ACTIVITY

Statement Period
May 1, 2020 to May 31, 2020

BANK OF CHINA			BEGINNING BALANCE			Balance
Transaction	Date		Deposits	Withdrawals	Interest / Adjust	Balance
223206	05/31/20	Interest			\$1,572.29	\$4,080,338.80
TOTALS FOR PERIOD			\$0.00	\$0.00	\$1,572.29	
ENDING BALANCE						\$4,080,338.80




Geneva C.U.S.D. #304

Statement Period
May 1, 2020 to May 31, 2020

FIXED INCOME INVESTMENTS

MATURITIES

Type	M	Holding ID	Settle Date	Transaction Date	Maturity Date	Description	Cost	Face/Par
CD	M	274048-1	07/10/19	05/12/20	05/12/20	CD-274048-1 Bank OZK (LOC), AR	\$2,500,000.00	\$2,542,695.53
CD	M	277643-1	10/02/19	05/12/20	05/12/20	CD-277643-1 CITIBANK NA, IL	\$900,000.00	\$908,830.36
SEC	M	45167	10/03/19	05/15/20	05/15/20	SEC - 45167 - US TREASURY N/B	\$3,181,512.50	\$3,184,000.00
CD	M	269841-1	05/20/19	05/19/20	05/19/20	CD-269841-1 BANK OF CHINA, NY	\$243,400.00	\$249,820.51
Totals for Period:							\$6,824,912.50	\$6,885,346.40




Geneva C.U.S.D. #304

Statement Period

May 1, 2020 to May 31, 2020

FIXED INCOME INVESTMENTS

INTEREST				
Type	Holding ID	Transaction Date	Description	Interest
CD	274048-1	05/12/20	CD-274048-1 Bank OZK (LOC), AR	\$42,695.53
CD	277643-1	05/12/20	CD-277643-1 CITIBANK NA, IL	\$8,830.36
DTC	42820	05/14/20	SEC - 42820 - WELLS FARGO BANK NA	\$573.04
SEC	45167	05/15/20	SEC - 45167 - US TREASURY N/B	\$23,880.00
CD	269841-1	05/19/20	CD-269841-1 BANK OF CHINA, NY	\$6,420.51
SDA	223206	05/31/20	Savings Deposit Account - BANK OF CHINA	\$1,572.29
Totals for Period:				\$83,971.73




Geneva C.U.S.D. #304

Statement Period

May 1, 2020 to May 31, 2020

SECURITY TRADE INTEREST

PURCHASE / SELL / MATURITY				Maturity Date	Description	CUSIP#	Cost	Trade Interest	Net Proceeds
Type	P / S / M	Holding ID	Settlement Date						
SEC	M	45167	05/15/20	05/15/20	SEC - 45167 - US TREASURY N/B	912828X96	\$3,181,512.50	\$18,299.35	\$3,199,811.85
Totals for Period:							\$3,181,512.50	\$18,299.35	\$3,199,811.85



Geneva C.U.S.D. #304

Statement Period
May 1, 2020 to May 31, 2020

CURRENT PORTFOLIO

Type	Code	Holding ID	Trade	Settle	Maturity	Description	Cost	Rate	Face/Par	Market Value
LIQ				05/31/20		LIQ Account Balance	\$2,582,681.92	0.390%	\$2,582,681.92	\$2,582,681.92
MAX				05/31/20		MAX Account Balance	\$6,657,936.99	0.460%	\$6,657,936.99	\$6,657,936.99
SDA	6	223206-1		05/31/20		Savings Deposit Account - BANK OF CHINA	\$4,080,338.80	0.420%	\$4,080,338.80	\$4,080,338.80
SEC	6	45166-1	10/02/19	10/03/19	05/31/20	US TREASURY N/B (2.500%) 9128284Q0	\$1,090,055.16	1.640%	\$1,084,000.00	\$1,084,000.00
CD	N	277639-1	10/02/19	10/02/19	06/09/20	Bank OZK	\$244,600.00	1.660%	\$247,391.71	\$244,600.00
CD	N	277640-1	10/02/19	10/02/19	06/09/20	PRUDENTIAL BANK	\$244,600.00	1.660%	\$247,391.64	\$244,600.00
CD	N	277641-1	10/02/19	10/02/19	06/09/20	EUREKA HOMESTEAD	\$244,800.00	1.661%	\$247,595.76	\$244,800.00
CD	N	277642-1	10/02/19	10/02/19	06/09/20	VERITEX COMMUNITY BANK	\$244,800.00	1.661%	\$247,596.60	\$244,800.00
CD	N	271722-1	06/12/19	06/12/19	06/11/20	SERVISFIRST BANK	\$244,200.00	2.329%	\$249,872.93	\$244,200.00
CD	N	271723-1	06/12/19	06/12/19	06/11/20	ILLINOIS BANK & TRUST / ROCKFORD B&TC	\$244,300.00	2.293%	\$249,900.58	\$244,300.00
CD	N	271724-1	06/12/19	06/12/19	06/11/20	BEVERLY BANK & TRUST CO, NA-WINTRUST	\$244,300.00	2.247%	\$249,789.31	\$244,300.00
CD	C	260568-1	09/05/18	09/05/18	09/04/20	FIRST INTERNET BANK OF INDIANA	\$1,000,000.00	2.647%	\$1,053,235.54	\$1,000,000.00
DTC	N	42820-1	09/05/18	09/14/18	09/14/20	WELLS FARGO BANK NA (2.800%) 949763TU0	\$249,000.00	2.800%	\$249,000.00	\$250,963.61
DTC	N	42818-1	09/05/18	09/19/18	09/21/20	DISCOVER BANK (2.750%) 254673TS5	\$246,000.00	2.750%	\$246,000.00	\$248,064.19
CD	N	277638-1	10/02/19	10/02/19	09/30/20	CUSTOMERS BANK - LOC	\$243,700.00	1.670%	\$247,757.81	\$243,700.00
DTC	N	45169-1	10/02/19	10/09/19	10/08/20	BANK OF AMERICA NA (1.800%) 06051VM45	\$245,240.90	1.700%	\$245,000.00	\$246,504.79
CD	N	269840-1	05/20/19	05/20/19	11/10/20	SONABANK	\$240,600.00	2.538%	\$249,634.31	\$240,600.00
CD	N	271720-1	06/12/19	06/12/19	12/03/20	PACIFIC WESTERN BANK	\$241,400.00	2.316%	\$249,657.33	\$241,400.00
CD	N	271721-1	06/12/19	06/12/19	12/03/20	WESTERN ALLIANCE BANK / TORREY PINES BANK	\$241,400.00	2.328%	\$249,726.63	\$241,400.00
CD	N	276804-1	09/05/19	09/05/19	03/04/21	CFG BANK	\$243,500.00	1.743%	\$249,847.05	\$243,500.00
CD	N	274047-1	07/10/19	07/10/19	07/09/21	MIDLAND STATES BANK	\$239,400.00	2.112%	\$249,556.41	\$239,400.00
DTC	N	44780-1	09/05/19	09/12/19	09/13/21	MORGAN STANLEY PVT BANK (1.800%) 61760AX95	\$247,000.00	1.800%	\$247,000.00	\$252,136.12
DTC	N	45171-1	10/02/19	10/10/19	10/12/21	MORGAN STANLEY BANK NA (1.850%) 61690ULU2	\$247,000.00	1.850%	\$247,000.00	\$252,607.39
Totals for Period:							\$19,806,853.77		\$19,927,911.32	\$19,816,833.81

Weighted Average Portfolio Yield: 2.111 %
 Weighted Average Portfolio Maturity: 118.08 Days

Portfolio Summary:

Type	Allocation (%)	Allocation (\$)	Description
LIQ	13.03%	\$2,582,681.92	Liquid Class Activity
MAX	33.60%	\$6,657,936.99	MAX Class Activity
CD	21.00%	\$4,161,600.00	Certificate of Deposit
DTC	6.31%	\$1,250,276.10	Certificate of Deposit
SDA	20.59%	\$4,080,338.80	Savings Deposit Account
SEC	5.47%	\$1,084,000.00	Security (see applicable security code)

Note: Weighted Yield & Weighted Average Portfolio Maturity are calculated using "Market Value" and are only based on the fixed rate investments (excluding SDA investments).

Cost is comprised of the total amount you paid for the investment including any fees and commissions.

Rate is the Net Yield to Maturity.

Face/Par is the amount received at maturity.


Market Value reflects the market value as reported by an independent third-party pricing service. Certificates of Deposit and Commercial Paper and other assets for which market pricing is not readily available from a third-party pricing service are listed at "Cost".

Deposit Codes:

6) Promontory-BOC
 C) Collateral
 N) Single FEIN

Security Codes:

6) Treasury Note



ISDLAF+ Monthly Statement



About Your Account and Statement

Securities and municipal advisory brokerage services (investments purchased with proceeds from a municipal securities issuance), and investments cleared through our clearing firm, Pershing LLC, are offered through PMA Securities, LLC, a broker-dealer and municipal advisor registered with the SEC and MSRB, and a member of FINRA and SIPC. All other products and brokerage services are generally provided by PMA Financial Network, LLC. Thus, certificates of deposit ("CD"), savings deposit accounts ("SDA") and commercial paper ("CP") may be executed through either PMA entity, as applicable, depending on whether the investment was purchased with proceeds derived from municipal securities. PMA Securities, LLC and PMA Financial Network, LLC are operated under common ownership and are affiliated with Prudent Man Advisors, LLC.

Fixed Rate Investment Activity

This section shows all of the fixed term investments purchased and sold, maturities, interest received, and activity. This will include all CD, SDA, CP, securities and money market funds purchased through PMA Financial Network, LLC or PMA Securities, LLC as applicable. It also shows the approximate market value of each security whose price is obtained from an independent source believed to be reliable. However, PMA cannot guarantee their accuracy. This data is provided for informational purposes only. Listed values should not be interpreted as an offer to buy or sell at a specific price. CD's and CP are listed at their original cost. Redemption of a CD prior to maturity may result in early withdrawal penalties. Market values are based on the last day of the month for which this report date range is ending. If the run date of this report is prior to the end of the current month, the market values are listed as equivalent to the cost values.

ISDLAF+ Activity

This section shows all of the activity in the Liquid and Max Class. The Average Rate represents the average net interest rate over the previous month which is then annualized. Income Summary represents the interest earned for the Month and Fiscal Year to Date.

Information regarding the ISDLAF+ investment objectives, risks, charges and expenses can be found in the ISDLAF+ information statement, which can be obtained at www.isdlafplus.com or by calling PMA at the phone number listed.

An investment in the Multi-Class Series or any Term Series is not a bank deposit and is not insured or guaranteed by the Federal Deposit Insurance Corporation or any other governmental or private agency. Although the Liquid Class and MAX Class of the Multi-Class Series each seeks to maintain a stable value of \$1.00 per share, it is possible to lose money by investing in the Multi-Class Series. It also is possible to lose money by investing in a Term Series, which may impose a substantial penalty for redemption prior to the full term of the Series.

Money Market Fund

The Rate shown for the money market fund represents the average net interest rate over the previous month which is then annualized. Information regarding the money market fund's investment objectives, risks, charges and expenses can be found in the money market fund's prospectus, which can be obtained by calling PMA at the phone numbers listed. The performance data featured represents past performance, which is no guarantee of future results. Investment returns will fluctuate. Current performance may be higher or lower than the performance data quoted. Please call PMA for the most recent performance figures.

The performance data featured represents past performance, which is no guarantee of future results. Investment returns will fluctuate. Current performance may be higher or lower than the performance data quoted. Please call PMA for the most recent performance figures.

Additional Disclosures

All funds, and/or securities are located and safe kept in an account under the client's name at their custodial bank. Any certificates of deposit listed are located in the client's name at the respective bank. Any money market fund shares are held directly with the money market fund. It is recommended that any oral communications be re-confirmed in writing to further protect your rights, including rights under the Securities Investor Protection Act.

Debt Securities

Some debt securities are subject to redemption prior to maturity. In the event of a partial or whole call of a security, the securities call will be automatically selected on a random basis as is customary in the securities industry. The probability that your securities will be selected is proportional to the amount of your holdings relative to the total holdings. Redemption prior to maturity could affect the yield represented. Additional information is available upon request.

A financial statement of PMA Securities, LLC is available for inspection at its office or a copy will be mailed to you upon written request.

PLEASE ADVISE PMA AND OUR CLEARING FIRM, PERSHING LLC, IMMEDIATELY OF ANY INACCURACY OR DISCREPANCY ON YOUR STATEMENT. FOR A CHANGE OF ADDRESS OR QUESTIONS REGARDING YOUR ACCOUNT, PLEASE NOTIFY YOUR PMA REPRESENTATIVE. ANY ORAL COMMUNICATIONS SHOULD BE RE-CONFIRMED IN WRITING.

How to Contact PMA

Please call (830) 657-6400 or write to us at PMA, 2135 CityGate Lane, 7th Floor, Naperville, Illinois 60563.

How to Contact Pershing, LLC

Please call (201) 413-3330 or write to Pershing, LLC, One Pershing Plaza, Jersey City, New Jersey, 07399

In accordance with FINRA Rule 2267, PMA Securities, LLC is providing the following information in the event you wish to contact FINRA. You may call (301) 590-6500 or write to FINRA at 1735 K Street NW, Washington, D.C. 20006-1000. In addition to the public disclosure number (800) 233-9999, FINRA provides an investor brochure which describes their Public Disclosure Program. Additional information is also available at www.finra.org.

Questions? Please call 630 657 6400

(10385-116) GENERAL FUND | Page 10 of 10