

San Elizario I.S.D.
 Statement of Interest Earned
 For The Five Months Ending November 30, 2024

	General Fund	\$	269,085.84
	Interest & Sinking (Debt Service) Fund	\$	5,784.36
	Capital Projects Fund	\$	8,456.24
	Health Insurance Fund	\$	223.72
	Workers Compensation Fund	\$	27,936.13
	Total	\$	<u>311,486.29</u>

We, the undersigned Investment Officers, do hereby certify that the above investment information, is in compliance with Board Policy (CDA Local) and requirements stated in Sec. 2256.023 of the PFIA.

Norberto Rivas

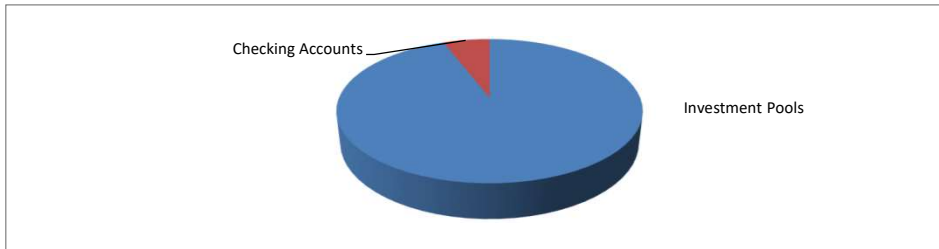
December 13, 2024

Chief Financial Officer

Date

Portfolio Diversification

By Investment Type	Current Market Value	Portfolio %	Investment Maturity
Investment Pools	\$ 14,847,364	94.14%	Overnight
Checking Accounts	\$ 924,700	5.86%	Overnight
	<u>\$ 15,772,064</u>		



General Fund

Wells Fargo- General Operating Checking Account

<i>Beginning Date</i>	<i>Ending Date</i>	<i>Maturity</i>	<i>Bank Balance</i>	<i>Earnings Allowance</i>	<i>Net Earnings Allowance</i>
01-Jul-24	31-Jul-24	Overnight	\$ 680,195.28	1.65%	\$ 925.45
01-Aug-24	31-Aug-24	Overnight	\$ 723,048.13	1.65%	\$ 1,106.79
01-Sep-24	30-Sep-24	Overnight	\$ 644,120.22	1.65%	\$ 913.63
01-Oct-24	31-Oct-24	Overnight	\$ 728,333.59	1.65%	\$ 814.44
01-Nov-24	30-Nov-24	Overnight	\$ 745,411.84	1.65%	\$ 1,286.46
01-Dec-24	31-Dec-24	Overnight	\$ -	0.00%	\$ -
01-Jan-25	31-Jan-25	Overnight	\$ -	0.00%	\$ -
01-Feb-25	28-Feb-25	Overnight	\$ -	0.00%	\$ -
01-Mar-25	31-Mar-25	Overnight	\$ -	0.00%	\$ -
01-Apr-25	30-Apr-25	Overnight	\$ -	0.00%	\$ -
01-May-25	31-May-25	Overnight	\$ -	0.00%	\$ -
01-Jun-25	30-Jun-25	Overnight	\$ -	0.00%	\$ -
Net Earnings Allowance:					\$ 5,046.77

Earnings allowance is earned based on the available bank balance and is used to offset monthly bank analyzed charges.

Wells Fargo- Food Service Checking Account

<i>Beginning Date</i>	<i>Ending Date</i>	<i>Maturity</i>	<i>Bank Balance</i>	<i>Earnings Allowance</i>	<i>Net Earnings Allowance</i>
01-Jul-24	31-Jul-24	Overnight	\$ 7,061.91	0.00%	\$ -
01-Aug-24	31-Aug-24	Overnight	\$ 19,396.75	0.00%	\$ -
01-Sep-24	30-Sep-24	Overnight	\$ 30,680.17	0.00%	\$ -
01-Oct-24	31-Oct-24	Overnight	\$ 42,304.97	0.00%	\$ -
01-Nov-24	30-Nov-24	Overnight	\$ 69,071.77	0.00%	\$ -
01-Dec-24	31-Dec-24	Overnight	\$ -	0.00%	\$ -
01-Jan-25	31-Jan-25	Overnight	\$ -	0.00%	\$ -
01-Feb-25	28-Feb-25	Overnight	\$ -	0.00%	\$ -
01-Mar-25	31-Mar-25	Overnight	\$ -	0.00%	\$ -
01-Apr-25	30-Apr-25	Overnight	\$ -	0.00%	\$ -
01-May-25	31-May-25	Overnight	\$ -	0.00%	\$ -
01-Jun-25	30-Jun-25	Overnight	\$ -	0.00%	\$ -
Net Earnings Allowance:					\$ -

This bank balance is combined with the general operating account for the purpose of the earning allowance.

Lone Star Investment Pool- Corporate Overnight Plus Fund

<i>Beginning Date</i>	<i>Ending Date</i>	<i>Maturity</i>	<i>Bank Balance</i>	<i>Interest Rate</i>	<i>Interest Earned</i>
01-Jul-24	31-Jul-24	Overnight	\$ 6,346,218.29	5.44%	\$ 28,728.68
01-Aug-24	31-Aug-24	Overnight	\$ 5,372,292.90	5.44%	\$ 29,523.72
01-Sep-24	30-Sep-24	Overnight	\$ 5,595,127.97	5.33%	\$ 22,255.69
01-Oct-24	31-Oct-24	Overnight	\$ 4,826,834.68	5.08%	\$ 22,812.83
01-Nov-24	30-Nov-24	Overnight	\$ 5,865,671.05	4.90%	\$ 20,762.61
01-Dec-24	31-Dec-24	Overnight	\$ -	0.00%	\$ -
01-Jan-25	31-Jan-25	Overnight	\$ -	0.00%	\$ -
01-Feb-25	28-Feb-25	Overnight	\$ -	0.00%	\$ -
01-Mar-25	31-Mar-25	Overnight	\$ -	0.00%	\$ -
01-Apr-25	30-Apr-25	Overnight	\$ -	0.00%	\$ -
01-May-25	31-May-25	Overnight	\$ -	0.00%	\$ -
01-Jun-25	30-Jun-25	Overnight	\$ -	0.00%	\$ -
Interest Earned:					\$ 124,083.53

Lone Star Investment Pool- Corporate Overnight Fund

<i>Beginning Date</i>	<i>Ending Date</i>	<i>Maturity</i>	<i>Bank Balance</i>	<i>Interest Rate</i>	<i>Interest Earned</i>
01-Jul-24	31-Jul-24	Overnight	\$ 207,771.65	5.44%	\$ 952.82
01-Aug-24	31-Aug-24	Overnight	\$ 208,727.78	5.43%	\$ 956.13
01-Sep-24	30-Sep-24	Overnight	\$ 209,636.91	5.32%	\$ 909.13
01-Oct-24	31-Oct-24	Overnight	\$ 210,538.28	5.08%	\$ 901.37
01-Nov-24	30-Nov-24	Overnight	\$ 211,380.84	4.88%	\$ 842.56
01-Dec-24	31-Dec-24	Overnight	\$ -	0.00%	\$ -
01-Jan-25	31-Jan-25	Overnight	\$ -	0.00%	\$ -
01-Feb-25	28-Feb-25	Overnight	\$ -	0.00%	\$ -
01-Mar-25	31-Mar-25	Overnight	\$ -	0.00%	\$ -
01-Apr-25	30-Apr-25	Overnight	\$ -	0.00%	\$ -
01-May-25	31-May-25	Overnight	\$ -	0.00%	\$ -
01-Jun-25	30-Jun-25	Overnight	\$ -	0.00%	\$ -
Interest Earned:					\$ 4,562.01

Lone Star Investment Pool- Government Overnight Fund

<i>Beginning Date</i>	<i>Ending Date</i>	<i>Maturity</i>	<i>Bank Balance</i>	<i>Interest Rate</i>	<i>Interest Earned</i>
01-Jul-24	31-Jul-24	Overnight	\$ 2,901,671.96	5.33%	\$ 13,037.20
01-Aug-24	31-Aug-24	Overnight	\$ 2,937,988.38	5.32%	\$ 13,128.18
01-Sep-24	30-Sep-24	Overnight	\$ 2,968,609.60	5.17%	\$ 12,483.11
01-Oct-24	31-Oct-24	Overnight	\$ 3,017,505.70	4.90%	\$ 12,403.04
01-Nov-24	30-Nov-24	Overnight	\$ 3,175,351.06	4.70%	\$ 11,886.92
01-Dec-24	31-Dec-24	Overnight	\$ -	0.00%	\$ -
01-Jan-25	31-Jan-25	Overnight	\$ -	0.00%	\$ -
01-Feb-25	28-Feb-25	Overnight	\$ -	0.00%	\$ -
01-Mar-25	31-Mar-25	Overnight	\$ -	0.00%	\$ -
01-Apr-25	30-Apr-25	Overnight	\$ -	0.00%	\$ -
01-May-25	31-May-25	Overnight	\$ -	0.00%	\$ -
01-Jun-25	30-Jun-25	Overnight	\$ -	0.00%	\$ -
Interest Earned:					\$ 62,938.45

Texas CLASS Investment Pool- General Fund

<i>Beginning Date</i>	<i>Ending Date</i>	<i>Maturity</i>	<i>Bank Balance</i>	<i>Interest Rate</i>	<i>Interest Earned</i>
01-Jul-24	31-Jul-24	Overnight	\$ 3,528,040.21	5.45%	\$ 16,239.30
01-Aug-24	31-Aug-24	Overnight	\$ 3,544,305.51	5.43%	\$ 16,265.30
01-Sep-24	30-Sep-24	Overnight	\$ 3,559,709.69	5.29%	\$ 15,404.18
01-Oct-24	31-Oct-24	Overnight	\$ 3,574,942.10	5.04%	\$ 15,232.41
01-Nov-24	30-Nov-24	Overnight	\$ 3,589,278.53	4.88%	\$ 14,336.43
01-Dec-24	31-Dec-24	Overnight	\$ -	0.00%	\$ -
01-Jan-25	31-Jan-25	Overnight	\$ -	0.00%	\$ -
01-Feb-25	28-Feb-25	Overnight	\$ -	0.00%	\$ -
01-Mar-25	31-Mar-25	Overnight	\$ -	0.00%	\$ -
01-Apr-25	30-Apr-25	Overnight	\$ -	0.00%	\$ -
01-May-25	31-May-25	Overnight	\$ -	0.00%	\$ -
01-Jun-25	30-Jun-25	Overnight	\$ -	0.00%	\$ -
Interest Earned:					\$ 77,477.62

Wells Fargo- San Elizario High School Account

<i>Beginning Date</i>	<i>Ending Date</i>	<i>Maturity</i>	<i>Bank Balance</i>	<i>Earnings Allowance</i>	<i>Net Earnings Allowance</i>
01-Jul-24	31-Jul-24	Overnight	\$ 4,600.71	1.09%	\$ 3.95
01-Aug-24	31-Aug-24	Overnight	\$ 6,040.32	1.09%	\$ 4.56
01-Sep-24	30-Sep-24	Overnight	\$ 8,910.89	0.92%	\$ 5.89
01-Oct-24	31-Oct-24	Overnight	\$ 8,762.59	0.71%	\$ 5.27
01-Nov-24	30-Nov-24	Overnight	\$ 8,815.13	0.63%	\$ 4.56
01-Dec-24	31-Dec-24	Overnight	\$ -	0.00%	\$ -
01-Jan-25	31-Jan-25	Overnight	\$ -	0.00%	\$ -
01-Feb-25	28-Feb-25	Overnight	\$ -	0.00%	\$ -
01-Mar-25	31-Mar-25	Overnight	\$ -	0.00%	\$ -
01-Apr-25	30-Apr-25	Overnight	\$ -	0.00%	\$ -
01-May-25	31-May-25	Overnight	\$ -	0.00%	\$ -
01-Jun-25	30-Jun-25	Overnight	\$ -	0.00%	\$ -
Interest Earned:					\$ 24.23

Total General Fund Interest Earned **\$ 269,085.84**

Interest & Sinking Fund (Debt Service)

Lone Star Investment Pool- Corporate Overnight Plus Fund

<i>Beginning Date</i>	<i>Ending Date</i>	<i>Maturity</i>	<i>Bank Balance</i>	<i>Interest Rate</i>	<i>Interest Earned</i>
01-Jul-24	31-Jul-24	Overnight	\$ 135,225.21	5.44%	\$ 620.76
01-Aug-24	31-Aug-24	Overnight	\$ 135,847.73	5.44%	\$ 622.52
01-Sep-24	30-Sep-24	Overnight	\$ 136,441.41	5.33%	\$ 593.68
01-Oct-24	31-Oct-24	Overnight	\$ 137,028.91	5.08%	\$ 587.50
01-Nov-24	30-Nov-24	Overnight	\$ 137,579.32	4.90%	\$ 550.41
01-Dec-24	31-Dec-24	Overnight	\$ -	0.00%	\$ -
01-Jan-25	31-Jan-25	Overnight	\$ -	0.00%	\$ -
01-Feb-25	28-Feb-25	Overnight	\$ -	0.00%	\$ -
01-Mar-25	31-Mar-25	Overnight	\$ -	0.00%	\$ -
01-Apr-25	30-Apr-25	Overnight	\$ -	0.00%	\$ -
01-May-25	31-May-25	Overnight	\$ -	0.00%	\$ -
01-Jun-25	30-Jun-25	Overnight	\$ -	0.00%	\$ -
Interest Earned:					<u>\$ 2,974.87</u>

Lone Star Investment Pool- Government Overnight Fund

<i>Beginning Date</i>	<i>Ending Date</i>	<i>Maturity</i>	<i>Bank Balance</i>	<i>Interest Rate</i>	<i>Interest Earned</i>
01-Jul-24	31-Jul-24	Overnight	\$ 121,693.88	5.33%	\$ 545.93
01-Aug-24	31-Aug-24	Overnight	\$ 126,938.07	5.32%	\$ 559.81
01-Sep-24	30-Sep-24	Overnight	\$ 131,250.64	5.17%	\$ 544.47
01-Oct-24	31-Oct-24	Overnight	\$ 139,779.45	4.90%	\$ 560.80
01-Nov-24	30-Nov-24	Overnight	\$ 174,412.55	4.70%	\$ 598.48
01-Dec-24	31-Dec-24	Overnight	\$ -	0.00%	\$ -
01-Jan-25	31-Jan-25	Overnight	\$ -	0.00%	\$ -
01-Feb-25	28-Feb-25	Overnight	\$ -	0.00%	\$ -
01-Mar-25	31-Mar-25	Overnight	\$ -	0.00%	\$ -
01-Apr-25	30-Apr-25	Overnight	\$ -	0.00%	\$ -
01-May-25	31-May-25	Overnight	\$ -	0.00%	\$ -
01-Jun-25	30-Jun-25	Overnight	\$ -	0.00%	\$ -
Interest Earned:					<u>\$ 2,809.49</u>

Total Debt Service Fund Interest Earned \$ 5,784.36

Capital Projects Fund

2015 Bond Construction Fund - Government Overnight Fund

<i>Beginning Date</i>	<i>Ending Date</i>	<i>Maturity</i>	<i>Bank Balance</i>	<i>Interest Rate</i>	<i>Interest Earned</i>
01-Jul-24	31-Jul-24	Overnight	\$ 396,096.68	5.33%	\$ 1,780.46
01-Aug-24	31-Aug-24	Overnight	\$ 397,880.65	5.32%	\$ 1,783.97
01-Sep-24	30-Sep-24	Overnight	\$ 399,566.85	5.17%	\$ 1,686.20
01-Oct-24	31-Oct-24	Overnight	\$ 401,226.35	4.90%	\$ 1,659.50
01-Nov-24	30-Nov-24	Overnight	\$ 402,772.46	4.70%	\$ 1,546.11
01-Dec-24	31-Dec-24	Overnight	\$ -	0.00%	\$ -
01-Jan-25	31-Jan-25	Overnight	\$ -	0.00%	\$ -
01-Feb-25	28-Feb-25	Overnight	\$ -	0.00%	\$ -
01-Mar-25	31-Mar-25	Overnight	\$ -	0.00%	\$ -
01-Apr-25	30-Apr-25	Overnight	\$ -	0.00%	\$ -
01-May-25	31-May-25	Overnight	\$ -	0.00%	\$ -
01-Jun-25	30-Jun-25	Overnight	\$ -	0.00%	\$ -
Interest Earned:					<u>\$ 8,456.24</u>

Total Capital Projects Fund Interest Earned \$ 8,456.24

Health Insurance Fund**Wells Fargo- Health Insurance**

<i>Beginning Date</i>	<i>Ending Date</i>	<i>Maturity</i>	<i>Bank Balance</i>	<i>Interest Rate</i>	<i>Interest Earned</i>
01-Jul-24	31-Jul-24	Overnight	\$ 67,287.37	1.09%	\$ 54.70
01-Aug-24	31-Aug-24	Overnight	\$ 106,672.61	1.09%	\$ 39.81
01-Sep-24	30-Sep-24	Overnight	\$ 69,597.86	0.91%	\$ 39.93
01-Oct-24	31-Oct-24	Overnight	\$ 73,922.53	0.71%	\$ 53.75
01-Nov-24	30-Nov-24	Overnight	\$ 69,341.74	0.62%	\$ 35.53
01-Dec-24	31-Dec-24	Overnight	\$ -	0.00%	\$ -
01-Jan-25	31-Jan-25	Overnight	\$ -	0.00%	\$ -
01-Feb-25	28-Feb-25	Overnight	\$ -	0.00%	\$ -
01-Mar-25	31-Mar-25	Overnight	\$ -	0.00%	\$ -
01-Apr-25	30-Apr-25	Overnight	\$ -	0.00%	\$ -
01-May-25	31-May-25	Overnight	\$ -	0.00%	\$ -
01-Jun-25	30-Jun-25	Overnight	\$ -	0.00%	\$ -
Interest Earned:					\$ 223.72

Total Health Insurance Fund Interest Earned **\$ 223.72**

Workers Compensation Fund**Wells Fargo- Worker's Compensation**

<i>Beginning Date</i>	<i>Ending Date</i>	<i>Maturity</i>	<i>Bank Balance</i>	<i>Interest Rate</i>	<i>Interest Earned</i>
01-Jul-24	31-Jul-24	Overnight	\$ 24,622.08	1.09%	\$ 9.80
01-Aug-24	31-Aug-24	Overnight	\$ 22,968.68	1.09%	\$ 17.54
01-Sep-24	30-Sep-24	Overnight	\$ 13,542.93	0.84%	\$ 36.76
01-Oct-24	31-Oct-24	Overnight	\$ 3,831.32	0.71%	\$ 4.95
01-Nov-24	30-Nov-24	Overnight	\$ 32,059.49	0.61%	\$ 6.58
01-Dec-24	31-Dec-24	Overnight	\$ -	0.00%	\$ -
01-Jan-25	31-Jan-25	Overnight	\$ -	0.00%	\$ -
01-Feb-25	28-Feb-25	Overnight	\$ -	0.00%	\$ -
01-Mar-25	31-Mar-25	Overnight	\$ -	0.00%	\$ -
01-Apr-25	30-Apr-25	Overnight	\$ -	0.00%	\$ -
01-May-25	31-May-25	Overnight	\$ -	0.00%	\$ -
01-Jun-25	30-Jun-25	Overnight	\$ -	0.00%	\$ -
Interest Earned:					\$ 75.63

Lone Star Investment Pool- Corporate Overnight Fund

<i>Beginning Date</i>	<i>Ending Date</i>	<i>Maturity</i>	<i>Bank Balance</i>	<i>Interest Rate</i>	<i>Interest Earned</i>
01-Jul-24	31-Jul-24	Overnight	\$ 1,268,877.09	5.44%	\$ 5,818.92
01-Aug-24	31-Aug-24	Overnight	\$ 1,274,716.26	5.43%	\$ 5,839.17
01-Sep-24	30-Sep-24	Overnight	\$ 1,280,268.40	5.32%	\$ 5,552.14
01-Oct-24	31-Oct-24	Overnight	\$ 1,285,773.11	5.08%	\$ 5,504.71
01-Nov-24	30-Nov-24	Overnight	\$ 1,290,918.67	4.88%	\$ 5,145.56
01-Dec-24	31-Dec-24	Overnight	\$ -	0.00%	\$ -
01-Jan-25	31-Jan-25	Overnight	\$ -	0.00%	\$ -
01-Feb-25	28-Feb-25	Overnight	\$ -	0.00%	\$ -
01-Mar-25	31-Mar-25	Overnight	\$ -	0.00%	\$ -
01-Apr-25	30-Apr-25	Overnight	\$ -	0.00%	\$ -
01-May-25	31-May-25	Overnight	\$ -	0.00%	\$ -
01-Jun-25	30-Jun-25	Overnight	\$ -	0.00%	\$ -
Interest Earned:					\$ 27,860.50

Total Worker's Compensation Fund Interest Earned : **\$ 27,936.13**

Government Overnight Fund

Return Information

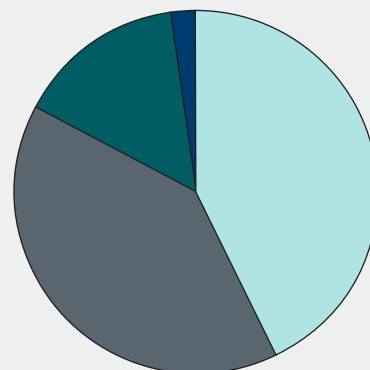
November 30, 2024

Average Monthly Return (a)	4.70%
SEC 7-day Fund Yield (b)	4.62%
Weighted Average Maturity One (c)	22 days
Weighted Average Maturity Two (c)	111 days
Portfolio Maturing beyond One Year	10%
Net Asset Value (NAV)	\$1.00
Annualized Expense Ratio	0.06%
Standard & Poor's Rating	AAAm

Inventory Position

	Book Value	Market Value
Cash/Repo	2,552,049,808.09	2,552,049,808.09
US Treasuries	896,403,768.34	896,632,583.90
Agencies	2,431,203,749.32	2,431,563,241.46
Money Market Funds	119,175,228.30	119,175,228.30
Total Assets	5,998,832,554.05	5,999,420,861.75

Investment Distribution



Cash Repo	43%
Agencies	40%
Treasuries	15%
Money Market	2%

(a) The return information represents the average annualized rate of return on investments for the time period referenced. Return rates reflect a partial waiver of the Lone Star Investment Pool operating expense. Past performance is no guarantee of future results.

Corporate Overnight Fund

Return Information

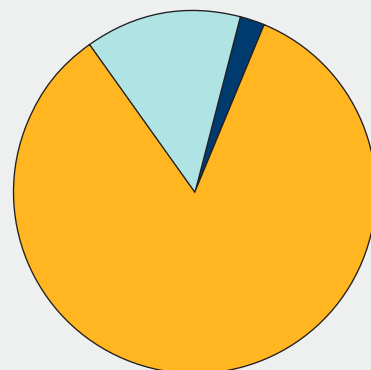
November 30, 2024

Average Monthly Return (a)	4.88%
SEC 7-day Fund Yield (b)	4.81%
Weighted Average Maturity One (c)	41 days
Weighted Average Maturity Two (c)	80 days
Portfolio Maturing beyond One Year	0%
Net Asset Value (NAV)	\$1.00
Annualized Expense Ratio	0.06%
Standard & Poor's Rating	AAAm

Inventory Position

	Book Value	Market Value
Cash/Repo	463,672,901.26	463,672,901.26
US Treasuries	-	-
Agencies	-	-
Commercial Paper	2,839,710,860.33	2,839,947,301.79
Money Market Funds	79,947,706.18	79,947,706.18
Total Assets	3,383,331,467.77	3,383,567,909.23

Investment Distribution



Commercial Paper	84%
Cash/Repo	14%
Money Market	2%

(b)

SEC 7-Day Yield Calculation

$$\text{Yield} = 2 \left[\left[\frac{a-b}{cd} + 1 \right]^6 - 1 \right]$$

*a - Dividend and interest income
b - Expenses accrued for the period
c - Average daily number of shares outstanding during the period that was entitled to dividends
d - Maximum offering price per share on the last day of the period*

Corporate Overnight Plus Fund

Return Information

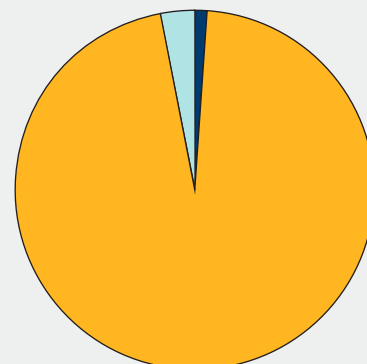
November 30, 2024

Average Monthly Return (a)	4.90%
SEC 7-day Fund Yield (b)	4.84%
Weighted Average Maturity One (c)	55 days
Weighted Average Maturity Two (c)	103 days
Portfolio Maturing beyond One Year	0%
Net Asset Value (NAV)	\$1.00
Annualized Expense Ratio	0.06%
Standard & Poor's Rating	AAAf/S1+

Inventory Position


	Book Value	Market Value
Cash/Repo	317,645,461.98	317,645,461.98
US Treasuries	-	-
Agencies	-	-
Commercial Paper	8,983,930,683.91	8,984,862,043.19
Money Market Funds	105,335,983.07	105,335,983.07
Total Assets	9,406,912,128.96	9,407,843,488.24

Investment Distribution



Commercial Paper	96%
Cash/Repo	3%
Money Market	1%

(c) The Weighted Average Maturity One calculation uses the industry standard definition of state maturity for floating rate instruments, the number of days until the next reset date. The Weighted Average Maturity Two calculation uses the final maturity of any floating rate instruments, as opined in Texas Attorney General Opinion No. JC0359.



Texas CLASS

Texas CLASS

Date	Dividend Rate	Daily Yield
11/01/2024	0.000412722	5.0352%
11/02/2024	0.000000000	5.0352%
11/03/2024	0.000000000	5.0352%
11/04/2024	0.000137037	5.0155%
11/05/2024	0.000136505	4.9961%
11/06/2024	0.000136440	4.9937%
11/07/2024	0.000136219	4.9856%
11/08/2024	0.000541184	4.9518%
11/09/2024	0.000000000	4.9518%
11/10/2024	0.000000000	4.9518%
11/11/2024	0.000000000	4.9518%
11/12/2024	0.000133391	4.8821%
11/13/2024	0.000132227	4.8395%
11/14/2024	0.000131805	4.8278%
11/15/2024	0.000395037	4.8194%
11/16/2024	0.000000000	4.8195%
11/17/2024	0.000000000	4.8195%
11/18/2024	0.000131438	4.8107%
11/19/2024	0.000131501	4.8129%
11/20/2024	0.000131558	4.8150%
11/21/2024	0.000131493	4.8127%
11/22/2024	0.000394758	4.8160%
11/23/2024	0.000000000	4.8161%
11/24/2024	0.000000000	4.8161%
11/25/2024	0.000131478	4.8121%
11/26/2024	0.000131614	4.8171%
11/27/2024	0.000263196	4.8165%
11/28/2024	0.000000000	4.8165%
11/29/2024	0.000263198	4.8165%
11/30/2024	0.000000000	4.8165%

Performance results are shown net of all fees and expenses and reflect the reinvestment of dividends and other earnings. Many factors affect performance including changes in market conditions and interest rates and in response to other economic, political, or financial developments. Investment involves risk including the possible loss of principal. No assurance can be given that the performance objectives of a given strategy will be achieved. **Past performance is no guarantee of future results. Any financial and/or investment decision may incur losses.**