

# Activity Statement

FRI, Liquid Class, Max Class (Combined)

11/1/13 to 11/30/13

GENEVA, IL 60134-

PRW 3430

## Fixed Rate Investment Activity

### Purchases

Desk	Trans	Trade Settlement	Maturity	Provider/Instrument Name	Code	Interest	Amount	Cost	Trade Int.	Fees	Total
GDR	191744	11/7/13	5/8/14	CapStar Bank	R	Y	\$246,558.75	\$246,435.87	\$0.00	\$0.00	\$246,435.87
GDR	191744	11/7/13	5/8/14	Lakeside Bank	R	Y	\$33,067.00	\$33,050.52	\$0.00	\$0.00	\$33,050.52
GDR	191744	11/7/13	5/8/14	InterBank	R	Y	\$94,714.64	\$94,667.44	\$0.00	\$0.00	\$94,667.44
GDR	191744	11/7/13	5/8/14	Susquehanna Bank	R	Y	\$97,674.01	\$97,625.33	\$0.00	\$0.00	\$97,625.33
GDR	191744	11/7/13	5/8/14	Happy State Bank	R	Y	\$99,958.87	\$99,909.05	\$0.00	\$0.00	\$99,909.05
GDR	191744	11/7/13	5/8/14	F&M Bank and Trust Company	R	Y	\$181,966.61	\$181,875.92	\$0.00	\$0.00	\$181,875.92
GDR	191744	11/7/13	5/8/14	Flagstar Bank, FSB	R	Y	\$246,558.75	\$246,435.87	\$0.00	\$0.00	\$246,435.87
CD	191793	11/8/13	6/4/14	BANK OF EAST ASIA	N	Y	\$249,927.67	\$249,700.00	\$0.00	\$0.00	\$249,700.00
CD	191794	11/8/13	6/4/14	ONEWEST BANK FSB	N	Y	\$249,927.15	\$249,600.00	\$0.00	\$0.00	\$249,600.00
CD	191795	11/8/13	6/4/14	BOFI FEDERAL BANK	N	Y	\$249,942.35	\$249,800.00	\$0.00	\$0.00	\$249,800.00
DTC	31191	11/5/13	5/8/14	0.3% - First Niagara Bank Certificate of Deposit	4		\$249,000.00	\$249,246.21	\$0.00	\$0.00	\$249,246.21
DTC	31192	11/5/13	11/13/13	0.8% - Sallie Mae Bank Certificate of Deposit	4		\$248,000.00	\$248,233.34	\$0.00	\$0.00	\$248,233.34
DTC	31193	11/5/13	8/13/14	0.35% - Mizuho Corporate Bank (USA) Certifica	4		\$249,000.00	\$249,340.28	\$0.00	\$0.00	\$249,340.28
DTC	31190	11/5/13	11/14/14	0.3% - Wex Bank / Wright Express Financial Se	4		\$249,000.00	\$249,120.00	\$0.00	\$0.00	\$249,120.00
CD	191921	11/18/13	6/2/14	CITIBANK- IMMMA TERM - L	C	Y	\$1,901,020.27	\$1,900,000.00	\$0.00	\$0.00	\$1,900,000.00
<b>Totals for Period: \$4,646,316.07 \$4,645,039.83 \$0.00</b> Code: 1) FHLB 4) Kansas Bankers 7) FDIC/ITAGP 9) Repurchase Agreement C) Collateralized CC) Client Collateralized N) Single FEIN R) CDARS T) Multiple FEIN TR) Client Tracking FD) Free delivered to Fund Custodian by purchasing B/D Interest: A) Your Address D) Other Address H) Harris - ISDLAF M) Associated W) U.S. Bank 3) Discounted Int. 4) Semiannual Int. Y) Yield to Maturity Z) PMA											

### Maturities

Desk	Trans	Trade Settlement	Maturity	Provider/Instrument Name	Face Amount	Cost
CD	185114	5/9/13	5/9/13	BANK OF EAST ASIA	\$249,923.87	\$249,800.00
CD	185115	5/9/13	5/9/13	ONEWEST BANK FSB	\$249,985.81	\$249,800.00
CD	185116	5/9/13	5/9/13	BAR HARBOR BANK & TRUST	\$249,931.40	\$249,800.00
CD	185154	5/10/13	5/10/13	BOFI FEDERAL BANK	\$249,923.19	\$249,800.00
<b>Totals for Period:</b>						<b>\$999,764.27</b>

### Interest Received

Desk	Trans	SEQ	Settlement	Maturity	Provider/Instrument Name	State	Amount	Account #	Date	Int Type
CD	185114	1	5/9/13	5/9/13	BANK OF EAST ASIA	NY	\$123.87	22155	11/6/13	<--- FINAL W
CD	185115	1	5/9/13	5/9/13	ONEWEST BANK FSB	CA	\$185.81	2954865526	11/6/13	<--- FINAL W
CD	185116	1	5/9/13	5/9/13	BAR HARBOR BANK & TRUST	ME	\$131.40	686723	11/6/13	<--- FINAL W
CD	185154	1	5/10/13	5/10/13	BOFI FEDERAL BANK	CA	\$123.19	200000136552	11/6/13	<--- FINAL W

Run Date: 11/30/13

GENEVA C.U.S.D. #304 / GENERAL FUND - NOVEMBER 2013

Page 1



**10385-116**  
**GENEVA C.U.S.D. #304 / GENERAL FUND**  
**DONNA OBERG**  
**227 N. FOURTH ST.**

**PMA Financial Network, Inc.**  
 2135 CityGate Lane  
 7th Floor  
 Naperville, Illinois 60563  
 Telephone . (630) 657-6400  
 Facsimile . (630) 718-8701  
<http://pns.pmanetwork.com/>

# Activity Statement

**FRI, Liquid Class, Max Class (Combined)**

**11/1/13 to 11/30/13**

PRW 3430 **GENEVA, IL 60134-**

				11/6/13 Interest Total	
DTC	30696	1	9/20/13	\$564.27	11/20/13
			9/21/15	\$137.46	149159JH9
			6/23/14	\$190.33	33764JGA7
DTC	27159	1	6/22/12	\$534.30	11/22/13
				\$33.00	11/30/13
SDA					11/30/13
SDA					11/30/13

Int Type: A) Adjustment L) Lockbox Deposit/Credit  
 W) Wire Transfer Credit T) Trust Deposit Credit R) Reinvest I) Interest  
**Total Deposit for Period: \$1,459.36**

Note: Actual Interest received may be different than originally projected.  
 Interest Coupons dated on a weekend or holiday will be posted to the account on the next business day

Note: \* Trade Interest from Security Sale



10385-116

GENEVA C.U.S.D. #304 / GENERAL FUND  
 DONNA OBERG  
 227 N. FOURTH ST.

PRW 3430

GENEVA, IL 60134-

**PMA Financial Network, Inc.**  
 2135 CityGate Lane  
 7th Floor  
 Naperville, Illinois 60563  
 Telephone . (630) 657-6400  
 Facsimile . (630) 718-8701  
<http://eps.pmanetwork.com/>

**Activity Statement**  
 FRI, Liquid Class, Max Class (Combined)

11/1/13 to 11/30/13

**MM Monthly Activity**

**Savings Deposit Account - BANK OF CHINA (ICS)**

Desk	Type	Date	Deposit	Withdrawal	Balance
SDA	Opening Balance	11/1/13			\$401,459.22
	Interest	11/30/13	\$33.00		\$401,492.22
				Ending Balance	\$401,492.22

**Savings Deposit Account - BANK OF HOUSTON**

Desk	Type	Date	Deposit	Withdrawal	Balance
SDA	Opening Balance	11/1/13			\$6,500,747.96
	Interest	11/30/13	\$534.30		\$6,501,282.26
				Ending Balance	\$6,501,282.26



**10385-116**

GENEVA C.U.S.D. #304 / GENERAL FUND  
 DONNA OBERG  
 227 N. FOURTH ST.

PRW 3430

GENEVA, IL 60134-

**PMA Financial Network, Inc.**  
 2135 CityGate Lane  
 7th Floor  
 Naperville, Illinois 60563  
 Telephone . (630) 657-6400  
 Facsimile . (630) 718-8701  
<http://eps.pmanetwork.com/>

# Activity Statement

FRI, Liquid Class, Max Class (Combined)

11/1/13 to 11/30/13

## GENEVA C.U.S.D. #304

### ISDLAF+ Activity

#### (10385-116) LIQ GENERAL FUND

BEGINNING BALANCE	1,500,068.31
Deposits	7,301,560.63
Checks Paid	0.00
Other Redemptions	7,145,039.83
Ending Balance	1,656,589.11

#### Income Summary - This Month/FYTD

(10385-116) LIQ	13.77	17.65
(10385-116) MAX	18.90	345.82
Total	32.67	363.47

Average Rate for November: LIQ 0.01% MAX 0.04%

#### (10385-116) MAX GENERAL FUND

BEGINNING BALANCE	149,191.10
Deposits	917,231.90
Redemptions	0.00
Ending Balance	1,066,423.00

## Liquid Class Activity

### GENERAL FUND (10385-116)

Transaction	Trade Date	Settle Date	Transaction Description	Transaction Dollar Amount	Share Price	Shares This Transaction	Shares Held
	11/1/13	11/1/13	<b>BEGINNING BALANCE</b>				1,500,068.31
1755899	11/6/13	11/6/13	FUND PURCHASE FROM FRI MATURITY CD-185114-1 BANK OF EAST ASIA, NY	\$249,800.00	\$1.00	249,800.00	
1755900	11/6/13	11/6/13	FUND PURCHASE FROM FRI MATURITY CD-185115-1 ONEWEST BANK FSB, CA	\$249,800.00	\$1.00	249,800.00	
1755901	11/6/13	11/6/13	FUND PURCHASE FROM FRI MATURITY CD-185116-1 BAR HARBOR BANK & TRUST, ME	\$249,800.00	\$1.00	249,800.00	
1755902	11/6/13	11/6/13	FUND PURCHASE FROM FRI MATURITY CD-185154-1 BOFI FEDERAL BANK, CA	\$249,800.00	\$1.00	249,800.00	
1755911	11/6/13	11/6/13	FUND PURCHASE FROM FRI INTEREST CD-185114-1 BANK OF EAST ASIA, NY	\$123.87	\$1.00	123.87	
1755912	11/6/13	11/6/13	FUND PURCHASE FROM FRI INTEREST CD-185115-1 ONEWEST BANK FSB, CA	\$185.81	\$1.00	185.81	
1755913	11/6/13	11/6/13	FUND PURCHASE FROM FRI INTEREST CD-185116-1 BAR HARBOR BANK & TRUST, ME	\$131.40	\$1.00	131.40	
1755914	11/6/13	11/6/13	FUND PURCHASE FROM FRI INTEREST CD-185154-1 BOFI FEDERAL BANK, CA	\$123.19	\$1.00	123.19	
1756420	11/7/13	11/7/13	FUND PURCHASE FROM TERM SERIES TS-185782-1 ISDLAF+ TERM SERIES, IL	\$2,700,000.00	\$1.00	2,700,000.00	





**10385-116**

**GENEVA C.U.S.D. #304 / GENERAL FUND  
DONNA OBERG  
227 N. FOURTH ST.**

**PMA Financial Network, Inc.**  
2135 CityGate Lane  
7th Floor  
Naperville, Illinois 60563  
Telephone . (630) 657-6400  
Facsimile . (630) 718-8701  
<http://pfs.pmanetwork.com/>

# Activity Statement

**FRI, Liquid Class, Max Class (Combined)**

**11/1/13 to 11/30/13**

**GENEVA, IL 60134-**

PRW 3430


1756431	11/7/13	11/7/13	FUND PURCHASE FROM TERM SERIES INTEREST TS-185782-1 ISDLAF+ TERM SERIES, IL	\$1,183.56	\$1.00	1,183.56
1756495	11/7/13	11/7/13	PHONE REDEMPTION FOR FRI	\$1,000,000.00	\$1.00	1,000,000.00
1756940	11/8/13	11/8/13	PHONE REDEMPTION FOR FRI	\$249,246.21	\$1.00	249,246.21
1757288	11/8/13	11/8/13	PHONE REDEMPTION FOR FRI	\$749,100.00	\$1.00	749,100.00
1758173	11/13/13	11/13/13	PHONE REDEMPTION FOR FRI	\$497,573.62	\$1.00	497,573.62
1758746	11/14/13	11/14/13	FUND PURCHASE FROM TERM SERIES TS-190546-1 ISDLAF+ TERM SERIES, IL	\$3,600,000.00	\$1.00	3,600,000.00
1758771	11/14/13	11/14/13	FUND PURCHASE FROM TERM SERIES INTEREST TS-190546-1 ISDLAF+ TERM SERIES, IL	\$271.24	\$1.00	271.24
1759561	11/15/13	11/15/13	PHONE REDEMPTION FOR FRI	\$249,120.00	\$1.00	249,120.00
1760517	11/18/13	11/18/13	PHONE REDEMPTION FOR FRI	\$1,900,000.00	\$1.00	1,900,000.00
1761157	11/20/13	11/20/13	FUND PURCHASE FROM FRI INTEREST SEC - 30696 - CATHAY BANK CERTIFICATE OF DEPOSIT	\$137.46	\$1.00	137.46
1761220	11/20/13	11/20/13	PHONE WIRE REDEMPTION	\$2,500,000.00	\$1.00	2,500,000.00
1762233	11/22/13	11/22/13	FUND PURCHASE FROM FRI INTEREST SEC - 27159 - FIRSTBANK OF PUERTO RICO CERTIFICATE OF DEPOSIT	\$190.33	\$1.00	190.33
1766184	11/30/13	11/30/13	DIVIDEND REINVEST	\$13.77	\$1.00	13.77
<b>Account Value as of 11/30/13</b>				<b>\$1,656,589.11</b>	<b>\$1.00</b>	<b>1,656,589.11</b>

## MAX Class Activity

**GENERAL FUND (10385-116)**

Transaction	Trade Date	Settle Date	Transaction Description	Transaction Dollar Amount	Share Price	Shares This Transaction	Shares Held
	11/1/13	11/1/13	<b>BEGINNING BALANCE</b>				<b>149,191.10</b>
1759636	11/15/13	11/15/13	HARRIS LOCAL FUNDS PURCHASE COUNTY TAX PAYMENT	\$654.56	\$1.00	654.56	
1759646	11/15/13	11/15/13	HARRIS LOCAL FUNDS PURCHASE COUNTY TAX PAYMENT	\$916,558.44	\$1.00	916,558.44	
1766647	11/30/13	11/30/13	DIVIDEND REINVEST	\$18.90	\$1.00	18.90	
<b>Account Value as of 11/30/13</b>				<b>\$1,066,423.00</b>	<b>\$1.00</b>	<b>1,066,423.00</b>	

**PLEASE NOTE: THE FUND WILL BE CLOSED DECEMBER 25TH IN OBSERVANCE OF CHRISTMAS DAY AND JANUARY 1ST IN OBSERVANCE OF NEW YEARS DAY**



10385-116

GENEVA C.U.S.D. #304 / GENERAL FUND  
DONNA OBERG  
227 N. FOURTH ST.

PRW 3430

GENEVA, IL 60134-

PMA Financial Network, Inc.  
2135 CityGate Lane  
7th Floor  
Naperville, Illinois 60563  
Telephone . (630) 657-6400  
Facsimile . (630) 718-8701  
<http://eps.pmanetwork.com/>

# Activity Statement

FRI, Liquid Class, Max Class (Combined)

11/1/13 to 11/30/13

## Term Series Maturities

Trans	Trade Date	Maturity Date	Transaction Description	Maturity \$ Amount	Transaction \$ Amount	Share Price
185782	5/31/13	11/7/13	ISDLAF+ TERM SERIES - 20131107AA02	\$2,701,183.56	\$2,700,000.00	1.00
190546	9/20/13	11/14/13	ISDLAF+ TERM SERIES - 20131114AB02	\$3,600,271.24	\$3,600,000.00	1.00
<b>Totals for Period:</b>				<b>\$6,301,454.80</b>	<b>\$6,300,000.00</b>	

## Term Series Interest Received


Trans	Trade Date	Maturity Date	Transaction Description	Amount
185782	5/31/13	11/7/13	ISDLAF+ TERM SERIES - 20131107AA02	\$1,183.56
190546	9/20/13	11/14/13	ISDLAF+ TERM SERIES - 20131114AB02	\$271.24
<b>Total Deposit for Period:</b>				<b>\$1,454.80</b>

## Investment Portfolio

As of 11/30/13

## Current Portfolio

Desk	Trans	Trade	Settlement	Maturity	Provider/Instrument Name	Face Amount	Cost	Rate	Market Value
MMA			11/30/13		ISDLAF+ LIQ Account	\$1,656,589.11	\$1,656,589.11	0.006	\$1,656,589.11
MMA			11/30/13		ISDLAF+ MAX Account	\$1,066,423.00	\$1,066,423.00	0.036	\$1,066,423.00
SDA			11/30/13		Savings Deposit Account - BANK OF CHINA (ICS)	\$401,492.22	\$401,492.22	0.100	\$401,492.22
SDA			11/30/13		Savings Deposit Account - BANK OF HOUSTON	\$6,501,282.26	\$6,501,282.26	0.100	\$6,501,282.26
TS	190525	9/20/13	9/20/13	12/16/13	ISDLAF+ TERM SERIES - 20131216AA02	\$5,900,843.78	\$5,900,000.00	0.060	\$5,900,000.00
TS	184431	4/5/13	4/5/13	12/18/13	ISDLAF+ TERM SERIES - 20131218AB02	\$400,394.30	\$400,000.00	0.140	\$400,000.00
TS	175996	6/21/12	6/21/12	12/19/13	ISDLAF+ TERM SERIES - 20131219AA02	\$704,191.51	\$700,000.00	0.400	\$700,000.00
CDR	187088	6/27/13	6/27/13	12/26/13	Traditional Bank Inc	\$245,055.34	\$244,933.21	0.100	\$244,933.21
CDR	187088	6/27/13	6/27/13	12/26/13	High Point Bank & Trust Company	\$245,055.34	\$244,933.21	0.100	\$244,933.21
CDR	187088	6/27/13	6/27/13	12/26/13	Carrollton Bank	\$245,055.34	\$244,933.21	0.100	\$244,933.21
CDR	187088	6/27/13	6/27/13	12/26/13	PINNACLE BANK	\$245,055.34	\$244,933.21	0.100	\$244,933.21
CDR	187088	6/27/13	6/27/13	12/26/13	OBA Bank	\$245,055.34	\$244,933.21	0.100	\$244,933.21
CDR	187088	6/27/13	6/27/13	12/26/13	Mutual of Omaha Bank	\$245,055.34	\$244,933.21	0.100	\$244,933.21
CDR	187088	6/27/13	6/27/13	12/26/13	ADAMS BANK & TRUST	\$245,055.34	\$244,933.21	0.100	\$244,933.21
CDR	187088	6/27/13	6/27/13	12/26/13	FirstCapital Bank of Texas, N.A. / First National Bank of MI	\$245,055.34	\$244,933.21	0.100	\$244,933.21
CDR	187088	6/27/13	6/27/13	12/26/13	Century Bank & Trust Company	\$245,055.34	\$244,933.21	0.100	\$244,933.21



**10385-116**

**GENEVA C.U.S.D. #304 / GENERAL FUND  
DONNA OBERG  
227 N. FOURTH ST.**

**PMA Financial Network, Inc.**  
2135 CityGate Lane  
7th Floor  
Naperville, Illinois 60563  
Telephone (630) 657-6400  
Facsimile (630) 718-8701  
<http://pfs.pmanetwork.com/>

# Activity Statement

**FRI, Liquid Class, Max Class (Combined)**

**11/1/13 to 11/30/13**

PRW 3430 **GENEVA, IL 60134-**

CDR	187088	6/27/13	6/27/13	12/26/13	1st United Bank	\$245,055.34	0.100	\$244,933.21	\$244,933.21
CDR	187088	6/27/13	6/27/13	12/26/13	SOVEREIGN BANK, NA	\$245,055.34	0.100	\$244,933.21	\$244,933.21
CDR	187088	6/27/13	6/27/13	12/26/13	BANK OF NORTH CAROLINA	\$245,055.34	0.100	\$244,933.21	\$244,933.21
CDR	187088	6/27/13	6/27/13	12/26/13	Midfirst Bank	\$245,055.34	0.100	\$244,933.21	\$244,933.21
CDR	187088	6/27/13	6/27/13	12/26/13	Vibra Bank	\$245,055.34	0.100	\$244,933.21	\$244,933.21
CDR	187088	6/27/13	6/27/13	12/26/13	Genesee Regional Bank	\$245,055.34	0.100	\$244,933.21	\$244,933.21
CDR	187088	6/27/13	6/27/13	12/26/13	Independence Bank	\$245,055.34	0.100	\$244,933.21	\$244,933.21
CDR	187088	6/27/13	6/27/13	12/26/13	Boston Private Bank & Trust Company	\$245,055.34	0.100	\$244,933.21	\$244,933.21
CDR	187088	6/27/13	6/27/13	12/26/13	Texas Community Bank, National Association	\$245,055.34	0.100	\$244,933.21	\$244,933.21
CDR	187088	6/27/13	6/27/13	12/26/13	Citizens Business Bank	\$245,055.34	0.100	\$244,933.21	\$244,933.21
CDR	187088	6/27/13	6/27/13	12/26/13	Berkshire Bank	\$245,055.34	0.100	\$244,933.21	\$244,933.21
CDR	187088	6/27/13	6/27/13	12/26/13	IBERIABANK	\$245,055.34	0.100	\$244,933.21	\$244,933.21
CDR	187088	6/27/13	6/27/13	12/26/13	Portage Community Bank	\$245,055.34	0.100	\$244,933.21	\$244,933.21
CDR	187088	6/27/13	6/27/13	12/26/13	Everbank	\$245,055.34	0.100	\$244,933.21	\$244,933.21
CDR	187088	6/27/13	6/27/13	12/26/13	Urban Partnership Bank	\$245,055.34	0.100	\$244,933.21	\$244,933.21
CDR	187088	6/27/13	6/27/13	12/26/13	Cass Commercial Bank	\$245,055.34	0.100	\$244,933.21	\$244,933.21
CDR	187088	6/27/13	6/27/13	12/26/13	AVB Bank	\$245,055.34	0.100	\$244,933.21	\$244,933.21
CDR	187088	6/27/13	6/27/13	12/26/13	Pinnacle Bank	\$245,055.34	0.100	\$244,933.21	\$244,933.21
CDR	187088	6/27/13	6/27/13	12/26/13	First Merchants Bank, National Association	\$245,055.34	0.100	\$244,933.21	\$244,933.21
CDR	187088	6/27/13	6/27/13	12/26/13	Steuben Trust Company	\$245,055.34	0.100	\$244,933.21	\$244,933.21
CDR	187088	6/27/13	6/27/13	12/26/13	Southwest National Bank	\$245,055.34	0.100	\$244,933.21	\$244,933.21
CDR	187088	6/27/13	6/27/13	12/26/13	Amarillo National Bank	\$245,055.34	0.100	\$244,933.21	\$244,933.21
CDR	187088	6/27/13	6/27/13	12/26/13	S&T Bank	\$245,055.34	0.100	\$244,933.21	\$244,933.21
CDR	187088	6/27/13	6/27/13	12/26/13	Union Bank & Trust Company	\$245,055.34	0.100	\$244,933.21	\$244,933.21
CDR	187088	6/27/13	6/27/13	12/26/13	First NBC Bank	\$245,055.34	0.100	\$244,933.21	\$244,933.21
CDR	187088	6/27/13	6/27/13	12/26/13	First Citizens National Bank	\$245,055.34	0.100	\$244,933.21	\$244,933.21
CDR	187088	6/27/13	6/27/13	12/26/13	Reliant Bank	\$245,055.34	0.100	\$244,933.21	\$244,933.21
CDR	187088	6/27/13	6/27/13	12/26/13	Waumandee State Bank	\$245,055.34	0.100	\$244,933.21	\$244,933.21
CDR	187088	6/27/13	6/27/13	12/26/13	First Bank of Charleston, Inc.	\$245,055.34	0.100	\$244,933.21	\$244,933.21
CDR	187088	6/27/13	6/27/13	12/26/13	Meridian Bank	\$245,055.34	0.100	\$244,933.21	\$244,933.21
CDR	187088	6/27/13	6/27/13	12/26/13	Freedom Bank	\$245,055.34	0.100	\$244,933.21	\$244,933.21
CDR	187088	6/27/13	6/27/13	12/26/13	Business Bank of Saint Louis	\$220,637.29	0.100	\$220,637.29	\$220,637.29
CDR	187088	6/27/13	6/27/13	12/26/13	Industrial Bank	\$205,043.44	0.100	\$204,941.25	\$204,941.25

**Run Date: 11/30/13**

**GENEVA C.U.S.D. #304 / GENERAL FUND - NOVEMBER 2013**

SEC Transactions -> PMA Securities, Inc. is affiliated with Prudent Man Advisors, Inc. Member: FINRA, SIPC. Note: (CD/DTC/CDR - Certificates of Deposit) (CP - Commercial Paper) (SEC - Government Securities) (MMA - Money Market Account) (TS - Term Series)

**Page 7**



**10385-116**

**GENEVA C.U.S.D. #304 / GENERAL FUND  
DONNA OBERG  
227 N. FOURTH ST.**

**PMA Financial Network, Inc.**  
2135 CityGate Lane  
7th Floor  
Naperville, Illinois 60563  
Telephone . (630) 657-6400  
Facsimile . (630) 718-8701  
<http://eps.pmanetwork.com/>

# Activity Statement

**FRI, Liquid Class, Max Class (Combined)**


**11/1/13 to 11/30/13**

**GENEVA, IL 60134-**

PRW 3430

CDR	187088	6/27/13	6/27/13	12/26/13	Pacific Western Bank	\$177,756.54	\$177,667.95	0.100	\$177,667.95
CDR	187088	6/27/13	6/27/13	12/26/13	Stonegate Bank	\$159,035.46	\$159,035.46	0.100	\$159,035.46
CDR	187088	6/27/13	6/27/13	12/26/13	InterBank	\$150,340.70	\$150,265.77	0.100	\$150,265.77
CDR	187088	6/27/13	6/27/13	12/26/13	First Bank	\$98,801.13	\$98,751.89	0.100	\$98,751.89
CDR	187088	6/27/13	6/27/13	12/26/13	Kennebunk Savings Bank	\$61,126.81	\$61,096.35	0.100	\$61,096.35
CDR	187088	6/27/13	6/27/13	12/26/13	First Western Trust Bank	\$34,199.95	\$34,182.91	0.100	\$34,182.91
CDR	187088	6/27/13	6/27/13	12/26/13	Kirkpatrick Bank	\$33,540.63	\$33,523.91	0.100	\$33,523.91
CDR	187088	6/27/13	6/27/13	12/26/13	Huntington NB	\$28,006.26	\$27,992.30	0.100	\$27,992.30
CDR	187088	6/27/13	6/27/13	12/26/13	Welch State Bank of Welch, Okla	\$12,338.57	\$12,332.42	0.100	\$12,332.42
CDR	187088	6/27/13	6/27/13	12/26/13	Valley Green Bank	\$11,230.25	\$11,224.65	0.100	\$11,224.65
CDR	187088	6/27/13	6/27/13	12/26/13	Integrity Bank & Trust	\$11,024.99	\$11,019.45	0.100	\$11,019.45
DTC	27249	6/20/12	6/28/12	12/30/13	0.65% - Doral Bank Certificate of Deposit	\$248,000.00	\$248,307.40	0.567	\$248,027.28
CD	187268	6/28/13	6/28/13	12/31/13	COLE TAYLOR BANK (N)	\$249,940.03	\$249,800.00	0.110	\$249,800.00
TS	190586	9/20/13	9/20/13	1/3/14	ISDLAF+ TERM SERIES - 20140103AAA02	\$4,500,906.17	\$4,500,000.00	0.070	\$4,500,000.00
DTC	29819	6/28/13	7/10/13	1/8/14	0.3% - Beat Bank USA Certificate of Deposit	\$249,000.00	\$249,247.91	0.100	\$248,952.69
CDR	187559	7/11/13	7/11/13	1/9/14	Illinois National Bank	\$245,055.34	\$244,933.21	0.100	\$244,933.21
CDR	187559	7/11/13	7/11/13	1/9/14	Fortune Bank	\$245,055.34	\$244,933.21	0.100	\$244,933.21
CDR	187559	7/11/13	7/11/13	1/9/14	Pauls Valley National Bank	\$245,055.34	\$244,933.21	0.100	\$244,933.21
CDR	187559	7/11/13	7/11/13	1/9/14	Virginia National Bank	\$245,055.34	\$244,933.21	0.100	\$244,933.21
CDR	187559	7/11/13	7/11/13	1/9/14	First Financial Bank	\$245,055.34	\$244,933.21	0.100	\$244,933.21
CDR	187559	7/11/13	7/11/13	1/9/14	Signature Bank	\$245,055.34	\$244,933.21	0.100	\$244,933.21
CDR	187559	7/11/13	7/11/13	1/9/14	Nuvo Bank & Trust Company	\$245,055.34	\$244,933.21	0.100	\$244,933.21
CDR	187559	7/11/13	7/11/13	1/9/14	Amalgamated Bank	\$245,055.34	\$244,933.21	0.100	\$244,933.21
CDR	187559	7/11/13	7/11/13	1/9/14	Paragon Commercial Bank	\$156,149.86	\$156,072.04	0.100	\$156,072.04
CDR	187559	7/11/13	7/11/13	1/9/14	Susquehanna Bank	\$147,381.33	\$147,307.88	0.100	\$147,307.88
CDR	187559	7/11/13	7/11/13	1/9/14	Peoples National Bank , N.A.	\$111,252.12	\$111,196.67	0.100	\$111,196.67
CDR	187559	7/11/13	7/11/13	1/9/14	First Commerce Bank	\$76,335.59	\$76,297.55	0.100	\$76,297.55
CDR	187559	7/11/13	7/11/13	1/9/14	F&M Bank and Trust Company	\$63,088.73	\$63,057.29	0.100	\$63,057.29
CDR	187559	7/11/13	7/11/13	1/9/14	First State Bank	\$22,049.97	\$22,038.98	0.100	\$22,038.98
CDR	187559	7/11/13	7/11/13	1/9/14	First United Bank and Trust Company	\$14,571.19	\$14,563.91	0.100	\$14,563.91
DTC	31084	10/22/13	10/28/13	1/28/14	0.15% - Bank Of Baroda Certificate of Deposit	\$249,000.00	\$249,032.29	0.099	\$248,868.03
DTC	27608	8/2/12	8/8/12	2/10/14	0.5% - Apple Bank For Savings Certificate of Deposit	\$249,000.00	\$249,687.11	0.317	\$249,032.37
TS	189481	8/28/13	8/28/13	2/25/14	ISDLAF+ TERM SERIES - 20140225AB02	\$2,501,115.76	\$2,500,000.00	0.090	\$2,500,000.00





10385-116

GENEVA C.U.S.D. #304 / GENERAL FUND  
 DONNA OBERG  
 227 N. FOURTH ST.

**PMA Financial Network, Inc.**  
 2135 CityGate Lane  
 7th Floor  
 Naperville, Illinois 60563  
 Telephone . (630) 657-6400  
 Facsimile . (630) 718-8701  
<http://eps.pmanetwork.com/>

# Activity Statement


## FRI, Liqud Class, Max Class (Combined)

11/1/13 to 11/30/13

GENEVA, IL 60134-

PRW 3430

CD	185613	5/30/13	5/30/13	3/31/14	CITIBANK- IMMA TERM - L	\$3,703,369.53	\$3,700,000.00	0.120	\$3,700,000.00
DTC	30667	9/17/13	9/25/13	3/26/14	0.35% - Bank of India Certificate of Deposit	\$249,000.00	\$249,124.00	0.250	\$248,922.81
CD	189267	8/23/13	8/23/13	4/9/14	FAR EAST NATIONAL BANK	\$249,579.14	\$249,200.00	0.243	\$249,200.00
CD	189268	8/23/13	8/23/13	4/9/14	ORRSTOWN BANK	\$249,856.67	\$249,700.00	0.100	\$249,700.00
CD	189269	8/23/13	8/23/13	4/9/14	BANK OF NEW ENGLAND	\$249,966.20	\$249,800.00	0.106	\$249,800.00
CD	189270	8/23/13	8/23/13	4/9/14	LANDMARK COMMUNITY BANK	\$249,956.73	\$249,800.00	0.100	\$249,800.00
CD	185612	5/30/13	5/30/13	5/1/14	CITIBANK- IMMA TERM - L	\$1,254,984.80	\$1,253,600.00	0.120	\$1,253,600.00
CDR	191541	10/31/13	10/31/13	5/1/14	GIBALTAR PRIVATE BANK & TRUST CO	\$246,558.75	\$246,435.87	0.100	\$246,435.87
CDR	191541	10/31/13	10/31/13	5/1/14	Community Bank of Chesapeake/ Community Bank of Tri-County	\$246,558.75	\$246,435.87	0.100	\$246,435.87
CDR	191541	10/31/13	10/31/13	5/1/14	Glacier Bank / Citizens Community Bank	\$246,558.75	\$246,435.87	0.100	\$246,435.87
CDR	191541	10/31/13	10/31/13	5/1/14	Independent Bank	\$246,558.75	\$246,435.87	0.100	\$246,435.87
CDR	191541	10/31/13	10/31/13	5/1/14	Washington Federal Savings & Loan Association	\$246,558.75	\$246,435.87	0.100	\$246,435.87
CDR	191541	10/31/13	10/31/13	5/1/14	McCook National Bank	\$246,558.75	\$246,435.87	0.100	\$246,435.87
CDR	191541	10/31/13	10/31/13	5/1/14	Mechanics & Farmers Bank	\$246,558.75	\$246,435.87	0.100	\$246,435.87
CDR	191541	10/31/13	10/31/13	5/1/14	First National Bank of St Louis	\$246,558.75	\$246,435.87	0.100	\$246,435.87
CDR	191541	10/31/13	10/31/13	5/1/14	WesBanco Bank, Inc.	\$246,558.75	\$246,435.87	0.100	\$246,435.87
CDR	191541	10/31/13	10/31/13	5/1/14	Alliance Bank of Arizona	\$246,558.75	\$246,435.87	0.100	\$246,435.87
CDR	191541	10/31/13	10/31/13	5/1/14	Citizens Savings Bank & Trust Company	\$50,990.63	\$50,965.22	0.100	\$50,965.22
CDR	191541	10/31/13	10/31/13	5/1/14	Range Bank, National Association	\$34,693.38	\$34,676.08	0.100	\$34,676.08
CD	185559	5/29/13	5/29/13	5/7/14	IDB BANK- NY	\$249,985.25	\$249,300.00	0.293	\$249,300.00
CD	185560	5/29/13	5/29/13	5/7/14	STATE BANK OF INDIA (NY)	\$249,971.72	\$249,600.00	0.158	\$249,600.00
CD	185561	5/29/13	5/29/13	5/7/14	BANK OF CHINA	\$249,966.50	\$249,600.00	0.156	\$249,600.00
CD	185562	5/29/13	5/29/13	5/7/14	PRIVATE BANK - MI	\$249,716.08	\$249,400.00	0.135	\$249,400.00
CD	185563	5/29/13	5/29/13	5/7/14	STERLING NATIONAL BANK	\$249,781.35	\$249,500.00	0.120	\$249,500.00
CD	185564	5/29/13	5/29/13	5/7/14	BANK OF THE WEST	\$249,791.12	\$249,500.00	0.124	\$249,500.00
CD	185565	5/29/13	5/29/13	5/7/14	THE FIRST, NA	\$249,791.03	\$249,500.00	0.124	\$249,500.00
CDR	191744	11/7/13	11/7/13	5/8/14	CapStar Bank	\$246,558.75	\$246,435.87	0.100	\$246,435.87
CDR	191744	11/7/13	11/7/13	5/8/14	Flagstar Bank, FSB	\$246,558.75	\$246,435.87	0.100	\$246,435.87
CDR	191744	11/7/13	11/7/13	5/8/14	F&M Bank and Trust Company	\$181,966.61	\$181,875.92	0.100	\$181,875.92
CDR	191744	11/7/13	11/7/13	5/8/14	Happy State Bank	\$99,958.87	\$99,909.05	0.100	\$99,909.05
CDR	191744	11/7/13	11/7/13	5/8/14	Susquehanna Bank	\$97,674.01	\$97,625.33	0.100	\$97,625.33
CDR	191744	11/7/13	11/7/13	5/8/14	InterBank	\$94,714.64	\$94,667.44	0.100	\$94,667.44



**10385-116**  
**GENEVA C.U.S.D. #304 / GENERAL FUND**  
**DONNA OBERG**  
**227 N. FOURTH ST.**

**PMA Financial Network, Inc.**  
 2135 CityGate Lane  
 7th Floor  
 Naperville, Illinois 60563  
 Telephone . (630) 657-6400  
 Facsimile . (630) 718-8701  
<http://pfs.pmanetwork.com/>


# Activity Statement

**FRI, Liquid Class, Max Class (Combined)**

**11/1/13 to 11/30/13**

**PRW 3430 GENEVA, IL 60134-**

CDR	191744	11/7/13	11/7/13	5/8/14	Lakeside Bank	\$33,067.00	\$33,050.52	0.100	\$33,050.52
DTC	31191	11/5/13	11/8/13	5/8/14	0.3% - First Niagara Bank Certificate of Deposit	\$249,000.00	\$249,246.21	0.101	\$248,760.96
CD	190338	9/18/13	9/18/13	5/21/14	ROCKFORD B&TC	\$249,805.24	\$249,600.00	0.123	\$249,600.00
CD	191921	11/18/13	11/18/13	6/2/14	CITIBANK- IMMA TERM - L	\$1,901,020.27	\$1,900,000.00	0.100	\$1,900,000.00
CD	191793	11/8/13	11/8/13	6/4/14	BANK OF EAST ASIA	\$249,927.67	\$249,700.00	0.160	\$249,700.00
CD	191794	11/8/13	11/8/13	6/4/14	ONEWEST BANK FSB	\$249,927.15	\$249,600.00	0.230	\$249,600.00
CD	191795	11/8/13	11/8/13	6/4/14	BOFI FEDERAL BANK	\$249,942.35	\$249,800.00	0.100	\$249,800.00
DTC	27159	6/18/12	6/22/12	6/23/14	0.9% - Firstbank Of Puerto Rico Certificate of Deposit	\$249,000.00	\$249,237.10	0.852	\$249,562.74
DTC	27168	6/18/12	6/22/12	6/23/14	0.9% - GE Capital Retail Bank / GE Money Bank Certificate of Deposit	\$248,000.00	\$248,233.47	0.852	\$248,476.16
DTC	27169	6/20/12	6/22/12	6/23/14	0.9% - GE Capital Bank Certificate of Deposit	\$248,000.00	\$248,233.47	0.852	\$248,476.16
DTC	27179	6/18/12	6/22/12	6/23/14	0.75% - BMW Bank Of North America Certificate of Deposit	\$249,000.00	\$249,246.13	0.700	\$249,562.74
DTC	27185	6/18/12	6/22/12	6/23/14	0.85% - Compass Bank Certificate of Deposit	\$248,000.00	\$248,234.24	0.802	\$248,560.48
CD	187107	6/25/13	6/25/13	6/25/14	NXT BANK / CITY STATE BANK	\$249,999.00	\$249,500.00	0.200	\$249,500.00
CD	187108	6/25/13	6/25/13	6/25/14	PLAINSCAPITAL BANK	\$249,913.54	\$249,400.00	0.206	\$249,400.00
CD	187109	6/25/13	6/25/13	6/25/14	SONABANK	\$249,999.00	\$249,500.00	0.200	\$249,500.00
DTC	27233	6/18/12	6/27/12	6/27/14	0.9% - Discover Bank Certificate of Deposit	\$248,000.00	\$248,231.81	0.853	\$248,570.40
CD	187267	6/28/13	6/28/13	6/30/14	AFFILIATED BANK	\$249,552.09	\$249,100.00	0.181	\$249,100.00
DTC	31193	11/5/13	11/13/13	8/13/14	0.35% - Mizuho Corporate Bank (USA) Certificate of Deposit	\$249,000.00	\$249,340.28	0.167	\$249,141.93
DTC	31190	11/5/13	11/15/13	11/14/14	0.3% - Wex Bank / Wright Express Financial Services Corporation Certificate of Deposit	\$249,000.00	\$249,120.00	0.252	\$248,240.55
CD	187261	6/28/13	6/28/13	12/22/14	PREMIER BANK	\$249,997.00	\$249,100.00	0.243	\$249,100.00
CD	187262	6/28/13	6/28/13	12/22/14	BRIDGEWATER BANK	\$249,958.59	\$249,200.00	0.205	\$249,200.00
CD	187263	6/28/13	6/28/13	12/22/14	BANCO POPULAR NORTH AMERICA	\$82,444.13	\$82,200.00	0.200	\$82,200.00
CD	187264	6/28/13	6/28/13	12/22/14	BANCO POPULAR NORTH AMERICA	\$84,249.47	\$84,000.00	0.200	\$84,000.00
CD	187265	6/28/13	6/28/13	12/22/14	BANCO POPULAR NORTH AMERICA	\$83,246.50	\$83,000.00	0.200	\$83,000.00
CD	187266	6/28/13	6/28/13	12/22/14	EDGAR COUNTY B&TC	\$249,338.31	\$248,600.00	0.200	\$248,600.00
CD	187453	7/2/13	7/2/13	12/24/14	PEOPLEFIRST BANK	\$249,947.98	\$249,200.00	0.207	\$249,200.00
CD	187454	7/2/13	7/2/13	12/24/14	EAST WEST BANK	\$249,952.11	\$249,200.00	0.204	\$249,200.00
CD	187051	6/21/13	6/21/13	6/22/15	LUANA SAVINGS BANK	\$249,945.21	\$248,700.00	0.250	\$248,700.00
DTC	29734	6/18/13	6/28/13	6/29/15	0.6% - Ally Bank Certificate of Deposit	\$249,000.00	\$249,239.04	0.552	\$248,140.95
CD	187452	7/2/13	7/2/13	7/2/15	FIFTH THIRD BANK	\$249,978.23	\$247,900.00	0.419	\$247,900.00
CD	188074	7/26/13	7/26/13	7/27/15	MIDLAND STATES BANK	\$249,964.63	\$248,200.00	0.355	\$248,200.00



**10385-116**

**GENEVA C.U.S.D. #304 / GENERAL FUND  
DONNA OBERG  
227 N. FOURTH ST.**

**PMA Financial Network, Inc.**  
2135 CityGate Lane  
7th Floor  
Naperville, Illinois 60563  
Telephone . (630) 657-6400  
Facsimile . (630) 718-8701  
<http://eps.pmanetwork.com/>

# Activity Statement

**FRI, Liquid Class, Max Class (Combined)**

**11/1/13 to 11/30/13**

**GENEVA, IL 60134-**

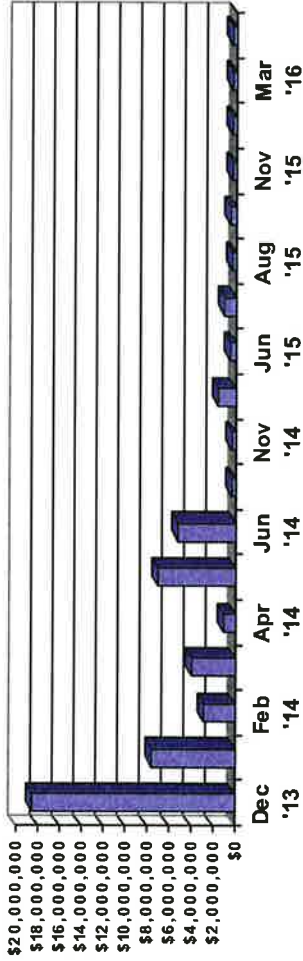
PRW3430

DTC	30077	7/25/13	7/30/13	7/30/15	0.5% - Washington Trust Company Of Westerly Certificate of Deposit	\$249,000.00	\$249,990.56	0.300	\$248,402.40
DTC	30083	7/25/13	7/31/13	7/31/15	0.5% - College Savings Bank Certificate of Deposit	\$249,000.00	\$249,990.56	0.300	\$248,397.42
DTC	30084	7/25/13	8/1/13	8/3/15	0.7% - American Express Centurion Bank Certificate of Deposit	\$249,000.00	\$249,239.17	0.652	\$248,711.16
DTC	30696	9/17/13	9/20/13	9/21/15	0.65% - Cathay Bank Certificate of Deposit	\$249,000.00	\$249,615.77	0.526	\$248,539.35
DTC	30694	9/17/13	9/27/13	9/28/15	0.7% - Safra National Bank Certificate of Deposit	\$249,000.00	\$249,738.60	0.551	\$248,502.00
DTC	31192	11/5/13	11/13/13	11/13/15	0.8% - Sallie Mae Bank Certificate of Deposit	\$248,000.00	\$248,233.34	0.753	\$247,184.08
DTC	29735	6/18/13	6/28/13	12/28/15	0.6% - First Business Bank Certificate of Deposit	\$249,000.00	\$250,047.22	0.431	\$247,822.23
DTC	30699	9/17/13	9/25/13	3/28/16	0.8% - Marlin Business Bank Certificate of Deposit	\$248,000.00	\$248,666.96	0.692	\$247,315.52
DTC	30683	9/17/13	9/25/13	9/26/16	1.1% - Goldman Sachs Bank USA Certificate of Deposit	\$248,000.00	\$248,334.97	1.054	\$247,179.12
<b>Totals for Period:</b>						<b>\$60,815,529.31</b>	<b>\$60,787,204.20</b>		<b>\$60,772,936.12</b>

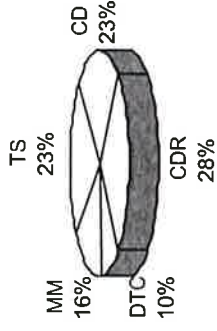
Note: Weighted Yield & Weighted Average Portfolio Maturity are calculated only on the CDR, CD, DTC, TS, CP, & SEC desk.

Time and Dollar Weighted Portfolio Yield: 0.313 % Weighted Ave. Portfolio Maturity: 126.32 Days

TS: 23.03% MM: 15.84% CDR: 28.13% CD: 23.17% DTC: 9.83%  
CP: 0.00% SEC: 0.00%



Portfolio Maturity Summary - Maturing \$/Month



Portfolio Allocation by Transaction Type





10385-116

GENEVA C.U.S.D. #304 / GENERAL FUND  
DONNA OBERG  
227 N. FOURTH ST.

PRW 3430

GENEVA, IL 60134-

**PMA Financial Network, Inc.**  
2135 CityGate Lane  
7th Floor  
Naperville, Illinois 60563  
Telephone . (630) 657-6400  
Facsimile . (630) 718-8701  
<http://eps.pmanetwork.com/>

**FRI, Liquid Class, Max Class (Combined)**

**11/1/13 to 11/30/13**

## Activity Statement

All securities and money market fund share transactions were executed through PMA Securities, Inc. All certificates of deposit ("CD"), savings deposit accounts ("SDA") and commercial paper ("CP") are executed through PMA Financial Network, Inc. PMA Securities, Inc. is a registered broker dealer with the FINRA, and SIPC. PMA Securities, Inc. and PMA Financial Network, Inc. are operated under common ownership.

### Fixed Rate Investment Activity

This section shows all of the fixed term investments purchased and sold, maturities, interest received, and activity. This will include all CD, SDA, CP purchased through PMA Financial Network, Inc. and securities and money market fund purchased through PMA Securities, Inc. It also shows the approximate market value of each security whose price is obtained from an independent source believed to be reliable. However, PMA cannot guarantee their accuracy. This data is provided for informational purposes only. Listed values should not be interpreted as an offer to buy or sell at a specific price. CD's and CP are listed at their original cost. Redemption of a CD prior to maturity may result in early withdrawal penalties. Market values are based on the last day of the month for which this report date range is ending. If the run date of this report is prior to the end of the current month the market values are listed as equivalent to the cost values.

CD's with the code (TR) are for client reporting purposes only. PMA Financial Network, Inc. did not act as agent for in the noted transactions. These transactions were built by PMA Financial Network's system for the convenience of reporting all client transactions, but were executed directly with the listed bank. PMA Financial Network relies on the information provided by the bank and public bodies to track these CD's. PMA Financial Network is not responsible for the accuracy of the information that is provided on these CD's. Furthermore, PMA is not responsible for the performance of these transactions or the underlying banks. All inquiries should be directed to the bank.

### ISDLAF+ Activity

This section shows all of the activity in the Liquid and Max Class. The Average Rate represents the average net interest rate over the previous month which is then annualized. Income Summary represents the interest earned for the Month and Fiscal Year to Date.  
Information regarding the ISDLAF+ investment objectives, risks, charges and expenses can be found in the ISDLAF+ information statement, which can be obtained at [www.isdlatplus.com](http://www.isdlatplus.com) or by calling PMA at the phone number listed.

The performance data featured represents past performance, which is no guarantee of future results. Investment returns will fluctuate. Current performance may be higher or lower than the performance data quoted. Please call PMA for the most recent performance figures.

An investment in the Multi-Class Series or any Term Series is not a bank deposit and is not insured or guaranteed by the Federal Deposit Insurance Corporation or any other governmental or private agency. Although the Liquid Class and MAX Class of the Multi-Class Series each seeks to maintain a stable value of \$1.00 per share, it is possible to lose money by investing in the Multi-Class Series. It also is possible to lose money by investing in a Term Series, which may impose a substantial penalty for redemption prior to the full term of the Series.

### Additional Disclosures

**All funds, and/or securities are located and safe kept in an account under the clients name at their custodial bank. Any certificates of deposit listed are located in the clients name at the respective bank. You can contact your Portfolio Advisor at the phone number listed to address any account inquiries. It is recommended that any oral communications should be re-confirmed in writing to further protect your rights, including rights under the Securities Investor Protection Act.**

### Debt Securities

Some debt securities are subject to redemption prior to maturity. In the event of a partial or whole call of a security, the securities call will be automatically selected on a random basis as is customary in the securities industry. The probability that your securities will be selected is proportional to the amount of your holdings relative to the total holdings. Redemption prior to maturity could affect the yield represented. Additional information is available upon request.

A financial statement of PMA Securities, Inc. is available for inspection at its office or a copy will be mailed to you upon written request.

**FOR A CHANGE OF ADDRESS, PLEASE NOTIFY YOUR PORTFOLIO ADVISOR IN WRITING TO THE ADDRESS LISTED ON THIS STATEMENT.**

**PLEASE ADVISE PMA IMMEDIATELY OF ANY DISCREPANCIES ON YOUR STATEMENT.**

In accordance with FINRA Rule 2280, PMA Securities, Inc. is providing the following information in the event you wish to contact FINRA. You may call (301) 590-6500 or write to FINRA at 1735 K Street NW, Washington, D.C. 20006-1500. In addition to the public disclosure number (800) 289-9999, FINRA provides an investor brochure which describes their Public Disclosure Program. Additional information is also available at [www.finra.org](http://www.finra.org).



**10385-203**  
 GENEVA C.U.S.D. #304 / 2001 WORKING CASH  
 DONNA OBERG  
 227 N. FOURTH ST.

**PMA Financial Network, Inc.**  
 2135 CityGate Lane  
 7th Floor  
 Naperville, Illinois 60563  
 Telephone . (630) 657-6400  
 Facsimile . (630) 718-8701  
<http://eps.pmanetwork.com/>

**Activity Statement**  
 FRI, Liquid Class, Max Class (Combined)

PRW870  
 GENEVA, IL 60134-

11/1/13 to 11/30/13

## Fixed Rate Investment Activity

### Interest Received

Desk	Trans	SEQ	Settlement	Maturity	Provider/Instrument	Name	State	Amount	Account #	Date	Int Type
MMA					Federated - Tax Free Obligations	Fund		\$0.30		11/30/13	

Int Type: A) Adjustment L) Lockbox Deposit/Credit

W) Wire Transfer Credit T) Trust Deposit Credit R) Reinvest I) Interest

Note: Actual Interest received may be different than originally projected.

Interest Coupons dated on a weekend or holiday will be posted to the account on the next business day

**Total Deposit for Period:**

**\$0.30**

Note: \* Trade Interest from Security Sale



**10385-203**  
 GENEVA C.U.S.D. #304 / 2001 WORKING CASH  
 DONNA OBERG  
 227 N. FOURTH ST.

**PMA Financial Network, Inc.**  
 2135 CityGate Lane  
 7th Floor  
 Naperville, Illinois 60563  
 Telephone . (630) 657-6400  
 Facsimile . (630) 718-8701  
<http://pfs.pmanetwork.com/>

# Activity Statement

11/1/13 to 11/30/13

PRW 870 GENEVA, IL 60134-

## MM Monthly Activity

### Federated - Tax Free Obligations Fund

Desk	Type	Date	Deposit	Withdrawal	Balance
MMA	Opening Balance	11/1/13			\$30,651.91
	Interest	11/30/13	\$0.30		\$30,652.21
				<b>Ending Balance</b>	<b>\$30,652.21</b>



**10385-203**  
 GENEVA C.U.S.D. #304 / 2001 WORKING CASH  
 DONNA OBERG  
 227 N. FOURTH ST.

**PMA Financial Network, Inc.**  
 2135 CityGate Lane  
 7th Floor  
 Naperville, Illinois 60563  
 Telephone . (630) 657-6400  
 Facsimile . (630) 718-8701  
<http://pfs.pmanetwork.com/>

PRW 870 GENEVA, IL 60134-

FRI, Liquid Class, Max Class (Combined)

11/1/13 to 11/30/13

# Activity Statement

## ISDLAF+ Activity

**GENEVA C.U.S.D. #304**

**ISDLAF+ Activity** Average Rate for November: LIQ 0.01% MAX 0.04%

(10385-203) LIQ GENEVA CUSD 304 2001 WORKING CASH

(10385-203) MAX GENEVA CUSD 304 2001 WORKING CASH

BEGINNING BALANCE	100,503.34
Deposits	0.60
Checks Paid	0.00
Other Redemptions	0.00
Ending Balance	100,503.94

BEGINNING BALANCE	0.00
Deposits	0.00
Redemptions	0.00
Ending Balance	0.00

### Income Summary - This Month/FYTD

(10385-203) LIQ	0.60	2.00
(10385-203) MAX	0.00	0.00
Total	0.60	2.00

## Liquid Class Activity

**GENEVA CUSD 304 2001 WORKING CASH (10385-203)**

Transaction	Trade Date	Settle Date	Transaction Description	Transaction Dollar Amount	Share Price	Shares This Transaction	Shares Held
1766060	11/1/13	11/1/13	BEGINNING BALANCE				100,503.34
	11/30/13	11/30/13	DIVIDEND REINVEST	\$0.60	\$1.00	0.60	
Account Value as of 11/30/13				\$100,503.94	\$1.00		100,503.94

## MAX Class Activity

**GENEVA CUSD 304 2001 WORKING CASH (10385-203)**

Transaction	Trade Date	Settle Date	Transaction Description	Transaction Dollar Amount	Share Price	Shares This Transaction	Shares Held
BEGINNING BALANCE							0.00
Account Value as of 11/30/13				\$0.00	\$1.00		0.00





10385-203

GENEVA C.U.S.D. #304 / 2001 WORKING CASH  
DONNA OBERG  
227 N. FOURTH ST.

PRW 870

GENEVA, IL 60134-

**PMA Financial Network, Inc.**  
2135 CityGate Lane  
7th Floor  
Naperville, Illinois 60563  
Telephone . (630) 657-6400  
Facsimile . (630) 718-8701  
<http://pfs.pmanetwork.com/>

# Activity Statement

**FRI, Liquid Class, Max Class (Combined)**

11/1/13 to 11/30/13

**PLEASE NOTE: THE FUND WILL BE CLOSED DECEMBER 25TH IN OBSERVANCE OF CHRISTMAS DAY AND JANUARY 1ST IN OBSERVANCE OF NEW YEARS DAY**



10385-203

GENEVA C.U.S.D. #304 / 2001 WORKING CASH  
DONNA OBERG  
227 N. FOURTH ST.

PRW 870

GENEVA, IL 60134-

# Activity Statement

FRI, Liquid Class, Max Class (Combined)

PMA Financial Network, Inc.  
2135 CityGate Lane  
7th Floor  
Naperville, Illinois 60563  
Telephone . (630) 657-6400  
Facsimile . (630) 718-8701  
<http://pfs.pmanetwork.com/>

11/1/13 to 11/30/13

## Investment Portfolio

As of 11/30/13

### Current Portfolio

Desk	Trans	Trade	Settlement	Maturity	Provider/Instrument Name	Face Amount	Cost	Rate	Market Value
MMA			11/30/13		Federated - Tax Free Obligations Fund	\$30,652.21	\$30,652.21	0.010	\$30,652.21
MMA			11/30/13		ISDLAF+ LIQ Account	\$100,503.94	\$100,503.94	0.006	\$100,503.94
SEC	29364	3/12/13	3/15/13	12/1/13	5% - MISSISSIPPI ST REF-NTS PROJECTS-SER C	\$500,000.00	\$517,590.00	0.051	\$500,000.00
SEC	29367	3/12/13	3/15/13	12/1/13	2% - WEST WINDSOR TWP NJ	\$125,000.00	\$126,687.50	0.100	\$125,000.00
SEC	29369	3/13/13	3/18/13	12/1/13	4% - TULSA OK	\$150,000.00	\$154,054.50	0.150	\$150,000.00
SEC	29346	3/4/13	3/15/13	6/1/14	2% - BRADLEY CNTY TN	\$505,000.00	\$516,609.95	0.100	\$509,267.25
SEC	29360	3/11/13	4/2/13	7/1/14	2% - FLATHEAD CNTY MT DIST #6 COLUMBIA FALLS	\$300,000.00	\$306,912.00	0.150	\$302,910.00
SEC	29340	3/4/13	4/10/13	4/1/15	1% - CANADIAN CNTY OK INDEP SCH DIST #34 EL RENO	\$860,000.00	\$870,990.80	0.350	\$863,904.40
SEC	29361	3/11/13	4/2/13	2/15/16	6.25% - NEW CANEY TX INDEP SCH DIST	\$305,000.00	\$354,898.00	0.500	\$338,790.95
SEC	29324	2/28/13	3/5/13	6/15/16	3% - OWEGO APALACHIN NY CENTRL SCHDIST	\$500,000.00	\$540,585.00	0.500	\$526,935.00
SEC	29322	2/27/13	3/4/13	2/1/17	4% - PASSAIC CNTY NJ	\$500,000.00	\$568,685.00	0.450	\$544,230.00
SEC	29323	2/27/13	3/4/13	2/15/17	5% - IRVING TX INDEP SCH DIST	\$255,000.00	\$300,341.55	0.450	\$287,107.05
SEC	29329	2/28/13	3/5/13	12/1/18	5% - AKRON-SUMMIT CNTY OH PUBLIC LIBRARY	\$625,000.00	\$765,650.00	0.960	\$728,187.50
SEC	29317	2/27/13	3/1/13	10/15/19	5% - BALTIMORE MD REF-CONSOL PUBLIC IMPT-SER B	\$665,000.00	\$832,606.60	1.050	\$786,562.00
SEC	29321	2/27/13	3/4/13	2/15/20	4% - LEWISTON ME REF-PUBLIC IMPT-SER A	\$420,000.00	\$494,478.60	1.320	\$463,432.20

Totals for Period: \$5,841,156.15 \$6,481,245.65

CD: 0.00%

Note: Weighted Yield & Weighted Average Portfolio Maturity are calculated only on the CDR, CD, DTC, TS, CP, & SEC desk.

Time and Dollar Weighted Portfolio Yield: 0.854% Weighted Ave. Portfolio Maturity: 1,053.63 Days

MM: 2.02%

CP: 0.00% SEC: 97.98%

10385-203

GENEVA C.U.S.D. #304 / 2001 WORKING CASH  
 DONNA OBERG  
 227 N. FOURTH ST.

PRW870


GENEVA, IL 60134-

# Activity Statement

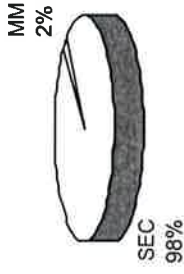
FRI, Liquid Class, Max Class (Combined)

**PMA Financial Network, Inc.**  
 2135 CityGate Lane  
 7th Floor  
 Naperville, Illinois 60563  
 Telephone . (630) 657-6400  
 Facsimile . (630) 718-8701  
<http://eps.pmanetwork.com/>

11/1/13 to 11/30/13



Portfolio Maturity Summary - Maturing \$/Month



Portfolio Allocation by Transaction Type



10385-203

GENEVA C.U.S.D. #304 / 2001 WORKING CASH  
DONNA OBERG  
227 N. FOURTH ST.

PMA Financial Network, Inc.  
2135 CityGate Lane  
7th Floor  
Naperville, Illinois 60563  
Telephone . (630) 657-6400  
Facsimile . (630) 718-8701  
<http://eps.pmanetwork.com/>

# Activity Statement

FRI, Liquid Class, Max Class (Combined)

PRW870 GENEVA, IL 60134-

11/1/13 to 11/30/13

All securities and money market fund share transactions were executed through PMA Securities, Inc. All certificates of deposit ("CD"), savings deposit accounts ("SDA") and commercial paper ("CP") are executed through PMA Financial Network, Inc. PMA Securities, Inc. is a registered broker dealer with the FINRA, and SIPC. PMA Securities, Inc. and PMA Financial Network, Inc. are operated under common ownership.

#### Fixed Rate Investment Activity

This section shows all of the fixed term investments purchased and sold, maturities, interest received, and activity. This will include all CD, SDA, CP purchased through PMA Financial Network, Inc. and securities and money market fund purchased through PMA Securities, Inc. It also shows the approximate market value of each security whose price is obtained from an independent source believed to be reliable. However, PMA cannot guarantee their accuracy. This data is provided for informational purposes only. Listed values should not be interpreted as an offer to buy or sell at a specific price. CD's and CP are listed at their original cost. Redemption of a CD prior to maturity may result in early withdrawal penalties. Market values are based on the last day of the month for which this report date range is ending. If the run date of this report is prior to the end of the current month the market values are listed as equivalent to the cost values.

CD's with the code (TR) are for client reporting purposes only. PMA Financial Network, Inc. did not act as agent for in the noted transactions. These transactions were built by PMA Financial Network's system for the convenience of reporting all client transactions, but were executed directly with the listed bank. PMA Financial Network relies on the information provided by the bank and public bodies to track these CD's. PMA Financial Network is not responsible for the accuracy of the information that is provided on these CD's. Furthermore, PMA is not responsible for the performance of these transactions or the underlying banks. All inquiries should be directed to the bank.

#### ISDLAF+ Activity

This section shows all of the activity in the Liquid and Max Class. The Average Rate represents the average net interest rate over the previous month which is then annualized. Income Summary represents the interest earned for the Month and Fiscal Year to Date. Information regarding the ISDLAF+ investment objectives, risks, charges and expenses can be found in the ISDLAF+ information statement, which can be obtained at [www.isdlafplus.com](http://www.isdlafplus.com) or by calling PMA at the phone number listed.

The performance data featured represents past performance, which is no guarantee of future results. Investment returns will fluctuate. Current performance may be higher or lower than the performance data quoted. Please call PMA for the most recent performance figures.

An investment in the Multi-Class Series or any Term Series is not a bank deposit and is not insured or guaranteed by the Federal Deposit Insurance Corporation or any other governmental or private agency. Although the Liquid Class and MAX Class of the Multi-Class Series each seeks to maintain a stable value of \$1.00 per share, it is possible to lose money by investing in the Multi-Class Series. It also is possible to lose money by investing in a Term Series, which may impose a substantial penalty for redemption prior to the full term of the Series.

#### Additional Disclosures

All funds, and/or securities are located and safe kept in an account under the clients name at their custodial bank. Any certificates of deposit listed are located in the clients name at the respective bank. You can contact your Portfolio Advisor at the phone number listed to address any account inquiries. It is recommended that any oral communications should be re-confirmed in writing to further protect your rights, including rights under the Securities Investor Protection Act.

#### Debt Securities

Some debt securities are subject to redemption prior to maturity. In the event of a partial or whole call of a security, the securities call will be automatically selected on a random basis as is customary in the securities industry. The probability that your securities will be selected is proportional to the amount of your holdings relative to the total holdings. Redemption prior to maturity could affect the yield represented. Additional information is available upon request.

A financial statement of PMA Securities, Inc. is available for inspection at its office or a copy will be mailed to you upon written request.

**FOR A CHANGE OF ADDRESS, PLEASE NOTIFY YOUR PORTFOLIO ADVISOR IN WRITING TO THE ADDRESS LISTED ON THIS STATEMENT.**

**PLEASE ADVISE PMA IMMEDIATELY OF ANY DISCREPANCIES ON YOUR STATEMENT.**

In accordance with FINRA Rule 2280, PMA Securities, Inc. is providing the following information in the event you wish to contact FINRA. You may call (301) 590-6500 or write to FINRA at 1735 K Street NW, Washington, D.C. 20006-1500. In addition to the public disclosure number (800) 289-9999, FINRA provides an investor brochure which describes their Public Disclosure Program. Additional information is also available at [www.finra.org](http://www.finra.org).