

	A	B	C	D	E	F	G	H	I			
1	MINEOLA INDEPENDENT SCHOOL DISTRICT											
2												
3												
4												
5												
6												
7	2014-2015 BUDGET											
8	AS OF 4/30/15											
9												
10												
11												
12	GENERAL FUND											
13	FUND 199								BUDGETED	EXPENDED	ENCUMBERED/ ACCRUED	BALANCE
14												
15	<i>11-INSTRUCTION</i>											
16												
17	SUBSTITUTES								122,400.00	73,478.95	0.00	48,921.05
18	SALARIES								5,894,513.00	3,435,009.83	1,071,920.23	1,387,582.94
19	FIMM								81,059.00	44,927.07	0.00	36,131.93
20	HEALTH INSURANCE								425,850.00	256,459.48	0.00	169,390.52
21	WORKER'S COMPENSATION								29,456.00	2,158.48	0.00	27,297.52
22	TRS ON-BEHALF								582,439.00	0.00	0.00	582,439.00
23	UNEMPLOYMENT								5,155.00	4,316.53	0.00	838.47
24	TEACHER RETIREMENT/TRS CARE								150,545.00	105,583.05	0.00	44,961.95
25	PERSONAL DAYS								38,000.00	0.00	0.00	38,000.00
26	TOTAL								7,329,417.00	3,921,933.39	1,071,920.23	2,335,563.38
27												
28	FINGERPRINTING-HS								0.00	0.00	0.00	0.00
29	FINGERPRINTING-MS								0.00	0.00	0.00	0.00
30	FINGERPRINTING-PS								0.00	45.70	0.00	(45.70)
31	FINGERPRINTING-ES								0.00	0.00	0.00	0.00
32	CONT SERV-CIS-HS								0.00	0.00	0.00	0.00
33	STUDENT TUTION-HS								0.00	0.00	0.00	0.00
34	COMPUTER AND COPIER REPAIR/MAINT-HS								5,500.00	4,000.00	0.00	1,500.00
35	COMPUTER AND COPIER REPAIR/MAINT-MS								5,500.00	4,495.00	0.00	1,005.00
36	COMPUTER AND COPIER REPAIR/MAINT-PS								5,500.00	4,000.00	0.00	1,500.00
37	COMPUTER AND COPIER REPAIR/MAINT-ES								5,500.00	4,000.00	0.00	1,500.00
38	GENERAL REPAIR-HS								4,500.00	0.00	0.00	4,500.00
39	CONTRACTED SERVICE-DRAMA								0.00	0.00	0.00	0.00
40	BAND INSTRUMENT REPAIR-HS								4,750.00	4,559.60	185.00	5.40
41	BAND INSTRUMENT REPAIR-MS								3,250.00	942.00	129.50	2,178.50
42	REPAIR-HS-SCIENCE								0.00	0.00	0.00	0.00
43	REPAIR-MS-SCIENCE								0.00	0.00	0.00	0.00
44	PHOTOGRAPHY REPAIR/MAINT-HS								0.00	0.00	0.00	0.00
45	REPAIR-CAREER & TECH-HS								0.00	0.00	0.00	0.00
46	VO AG-MAINT-HS								625.00	0.00	0.00	625.00
47	HOMEMAKING MAINT-HS								750.00	0.00	0.00	750.00
48	AUTO MECH MAINT-HS								477.00	413.98	0.00	63.02
49	LEASE/RENTAL-VOC AG								375.00	375.00	0.00	0.00
50	LEASE/RENTAL-AUTO MECHANICS								523.00	523.00	0.00	0.00
51	REPAIR-MS-SP ED								0.00	0.00	0.00	0.00
52	RENTAL DRIVER'S ED-HS								0.00	0.00	0.00	0.00
53	CONT-SERV-COMPUTERS-HS								6,000.00	3,368.18	0.00	2,631.82
54	CONT SERV-COMPUTERS-HS C/T								0.00	0.00	0.00	0.00
55	CONT SERV-COMPUTERS-HS ALLOTMENT								34,000.00	0.00	8,188.00	25,812.00

	A	B	C	D	E	F	G	H	I
51	CONT-SERV-COMPUTERS-HS-ESL					0.00	0.00	0.00	0.00
52	CONT SERV-COMPUTERS-MS					15,000.00	4,651.55	0.00	10,348.45
53	CONT SERV-COMPUTERS-MS-ST COMP					0.00	0.00	0.00	0.00
54	CONT SERV-COMPUTERS-MS-ESL					0.00	0.00	0.00	0.00
55	CONT SERV-COMPUTERS-PS					18,300.00	6,313.56	0.00	11,986.44
56	CONT SERV-COMPUTERS-PS ESL					0.00	0.00	0.00	0.00
57	CONT SERV-COMPUTERS-PS-ST COMP					0.00	0.00	0.00	0.00
58	CONT SERV-COMPUTERS- ES					15,500.00	5,036.80	0.00	10,463.20
59	CONT SERV-COMPUTERS-ES-ESL					0.00	0.00	0.00	0.00
60	CONT SERV-COMPUTERS-ES-ST COMP					0.00	0.00	0.00	0.00
61	CONT SERV-TECHNOLOGY-HS					2,500.00	1,740.95	0.00	759.05
62	CONT SERV-TECHNOLOGY-MS					2,500.00	374.99	0.00	2,125.01
63	CONT SERV-TECHNOLOGY-PS					2,500.00	225.00	0.00	2,275.00
64	CONT SERV-TECHNOLOGY-ES					2,500.00	443.99	0.00	2,056.01
65	TOTAL					136,050.00	45,509.30	8,502.50	82,038.20
66									
67	INST SUPPLIES-HS					14,000.00	6,376.78	0.00	7,623.22
68	INST SUPPLIES-HS-G/T					0.00	0.00	0.00	0.00
69	INST SUPPLIES-HS-ESL					300.00	0.00	0.00	300.00
70	INST SUPPLIES-HS-ST COMP					1,500.00	559.02	32.00	908.98
71	INST SUPPLIES-HS-ENTENDED DAY					0.00	0.00	0.00	0.00
72	INST SUPPLIES-HS ALLOTMENT					5,000.00	311.50	0.00	4,688.50
73	INST SUPPLIES-MS					12,500.00	7,051.70	0.00	5,448.30
74	INST SUPPLIES-MS-G/T					2,861.67	2,834.35	0.00	27.32
75	INST SUPPLIES-MS-ESL					300.00	47.77	233.82	18.41
76	INST SUPPLIES-MS-ST COMP					1,500.00	855.15	78.76	566.09
77	INST SUPPLIES-MS-EXTENDED DAY					0.00	0.00	0.00	0.00
78	INST SUPPLIES-PS					18,000.00	8,916.96	1,821.32	7,261.72
79	INST SUPPLIES-PS-G/T					500.00	0.00	0.00	500.00
80	INST SUPPLIES-PS-ESL					500.00	0.00	0.00	500.00
81	INST SUPPLIES-PS-ST COMP					0.00	0.00	0.00	0.00
82	INST SUPPLIES-PS-AFTER SCHOOL					0.00	0.00	0.00	0.00
83	INST SUPPLIES-ES					18,000.00	7,852.24	1,226.90	8,920.86
84	INST SUPPLIES-ES-G/T					7,980.85	7,980.32	0.00	0.53
85	INST SUPPLIES-ES-ESL					300.00	111.70	0.00	188.30
86	INST SUPPLIES-ES-ST COMP					2,000.00	871.92	0.00	1,128.08
87	INST SUPPLIES-ES-AFTER SCHOOL					1,500.00	0.00	0.00	1,500.00
88	IST SUPPLIES-CURRICULUM-ES					0.00	0.00	0.00	0.00
89	SUPPLIES-DISTRICT					0.00	0.00	0.00	0.00
90	GENERAL SUPPLIES-HS					9,955.71	0.00	0.00	9,955.71
91	GENERAL SUPPLIES-MS					3,287.80	0.00	0.00	3,287.80
92	GENERAL SUPPLIES-PS					4,995.28	0.00	0.00	4,995.28
93	GENERAL SUPPLIES-ES					3,674.54	0.00	0.00	3,674.54
94	ENGLISH-HS					1,600.00	0.00	1,554.53	45.47
95	ENGLISH-MS					1,970.00	1,945.11	0.00	24.89
96	SPEECH-HS					500.00	0.00	0.00	500.00
97	SPEECH-MS					0.00	0.00	0.00	0.00
98	JOURNALISM-HS					1,950.00	300.00	0.00	1,650.00
99	JOURNALISM-MS					0.00	0.00	0.00	0.00

	A	B	C	D	E	F	G	H	I
100	DRAMA-HS					4,000.00	120.88	0.00	3,879.12
101	DRAMA-MS					250.00	0.00	0.00	250.00
102	READING-MS					0.00	0.00	0.00	0.00
103	SPANISH-HS					200.00	0.00	0.00	200.00
104	BAND-HS					6,000.00	4,548.04	400.00	1,051.96
105	CHOIR-HS					1,000.00	607.33	0.00	392.67
106	BAND-MS					5,000.00	4,036.60	741.03	222.37
107	CHOIR-MS					1,000.00	0.00	0.00	1,000.00
108	HISTORY-HS					250.00	0.00	0.00	250.00
109	HISTORY-MS					500.00	71.96	408.80	19.24
110	MATH-HS					5,600.00	738.99	4,769.00	92.01
111	MATH-MS					2,200.53	2,200.53	0.00	0.00
112	ART-HS					1,020.00	0.00	993.78	26.22
113	ART-MS					1,000.00	998.60	0.00	1.40
114	ART-PS					2,400.00	2,094.56	0.00	305.44
115	ART-ES					500.00	0.00	0.00	500.00
116	SCIENCE-HS					15,445.01	12,389.41	396.78	2,658.82
117	SCIENCE-MS					2,200.00	749.95	793.54	656.51
118	SCIENCE-ES					2,500.00	208.24	0.00	2,291.76
119	MUSIC-PS					500.00	0.00	0.00	500.00
120	MUSIC-ES					500.00	0.00	326.77	173.23
121	PE-HS					350.00	241.11	0.00	108.89
122	PE-MS					750.00	750.00	0.00	0.00
123	PE-PS					804.72	344.72	460.00	0.00
124	PE-ES					1,181.22	938.22	243.00	0.00
125	INST HEALTH-HS					0.00	0.00	0.00	0.00
126	BUSINESS DEPT-HS					518.08	518.08	0.00	0.00
127	KEYBOARDING-MS					500.00	413.14	81.00	5.86
128	HEALTH-HS					0.00	0.00	0.00	0.00
129	SIXTH GRADE-MS					0.00	0.00	0.00	0.00
130	KINDERGARTEN-PS					4,200.00	1,540.72	1,969.62	689.66
131	FIRST GRADE-PS					4,200.00	209.98	3,054.69	935.33
132	SECOND GRADE-PS					4,200.00	2,020.03	1,810.89	369.08
133	PRE-K/HEAD START-PS					1,500.00	502.19	688.09	309.72
134	THIRD GRADE-ES					3,843.40	338.41	2,360.86	1,144.13
135	FOURTH GRADE-ES					4,500.00	1,368.03	490.93	2,641.04
136	FIFTH GRADE-ES					3,000.00	2,004.93	47.15	947.92
137	COMPUTER LAB-MS					500.00	0.00	0.00	500.00
138	COMPUTER LAB-PS					600.00	173.37	299.72	126.91
139	COMPUTER LAB-ES					500.00	277.43	0.00	222.57
140	CAREER & TECH-HS					0.00	0.00	0.00	0.00
141	VO AGRICULTURE-HS					2,000.00	1,750.61	100.00	149.39
142	HOMEMAKING-HS					2,950.00	1,673.46	0.00	1,276.54
143	AUTO MECH-HS					5,000.00	1,722.37	400.00	2,877.63
144	D E -HS					1,026.21	96.81	929.40	0.00
145	SPEECH THERAPY-PS					0.00	0.00	0.00	0.00
146	SPEECH THERAPY-ES					0.00	0.00	0.00	0.00
147	CONTENT MASTERY-HS					0.00	0.00	0.00	0.00
148	SPECIAL ED-HS					1,000.00	780.80	0.00	219.20
149	SPECIAL ED-MS					2,000.00	0.00	0.00	2,000.00
150	SPECIAL ED-PS					750.00	523.08	0.00	226.92

	A	B	C	D	E	F	G	H	I
151	SPECIAL ED-ES					2,020.39	1,348.54	671.85	0.00
152	SUPPLIES-HS-SCIENCE-RENOVATIONS					0.00	0.00	0.00	0.00
153	SUPPLIES-TECHNOLOGY-HS**					12,500.00	11,413.04	185.00	901.96
154	SUPPLEIS-TECHNOLOGY-HS C/T					0.00	0.00	0.00	0.00
155	SUPPLIES-TECHNOLOGY-MS**					12,500.00	10,923.07	0.00	1,576.93
156	SUPPLIES-TECHNOLOGY-PS**					12,500.00	11,145.07	0.00	1,354.93
157	SUPPLIES-TECHNOLOGY-ES**					12,500.00	10,923.07	0.00	1,576.93
158	TOTAL					264,635.41	138,719.89	27,569.23	98,346.29
159									
160	GENERAL TRAVEL-HS					2,500.00	0.00	0.00	2,500.00
161	TRAVEL-BUSINESS-HS					1,500.00	292.46	0.00	1,207.54
162	TRAVEL-DRAFTING-HS					0.00	0.00	0.00	0.00
163	TRAVEL-VO AG-HS					5,000.00	1,572.70	0.00	3,427.30
164	TRAVEL-HOMEMAKING-HS					2,400.00	688.87	0.00	1,711.13
165	TRAVEL-AUTO MECH-HS					0.00	0.00	0.00	0.00
166	TRAVEL-DE-HS					1,000.00	0.00	0.00	1,000.00
167	TRAVEL-SP ED-NON EMPLOYEE					0.00	0.00	0.00	0.00
168	FEE/DUES-ES					0.00	0.00	0.00	0.00
169	GRADUATION EXPENSE					2,500.00	369.55	1,707.35	423.10
170	TOTAL					14,900.00	2,923.58	1,707.35	10,269.07
171									
172	VECHILE-VO AG					0.00	0.00	0.00	0.00
173	EQUIP/FURN>5,000-VO AG					0.00	0.00	0.00	0.00
174	FURN/EQUIP-HS					9,685.01	327.10	0.00	9,357.91
175	FURN/EQUIP-C/T					0.00	0.00	0.00	0.00
176	FURN/EQUIP-HS ALLOTMENT					5,000.00	0.00	0.00	5,000.00
177	FURN/EQUIP-MS					9,252.43	914.00	0.00	8,338.43
178	FURN/EQUIP-MS-ST COMP					5,739.19	5,739.19	0.00	0.00
179	FURN/EQUIP-PS					10,000.00	3,944.94	233.98	5,821.08
180	FURN/EQUIP-ES					7,159.32	2,578.00	2,015.32	2,566.00
181	FURN/EQUIP-DISTRICT WIDE					0.00	0.00	0.00	0.00
182	FURN/EQUIP-HS-ENGLISH					0.00	0.00	0.00	0.00
183	FURN/EQUIP-DRAMA					0.00	0.00	0.00	0.00
184	FURN/EQUIP-MS-READING					0.00	0.00	0.00	0.00
185	FURN/EQUIP-SPANISH					0.00	0.00	0.00	0.00
186	BAND INSTRUMENTS-HS					36,615.00	15,382.00	17,419.09	3,813.91
187	FURN/EQUIP-HS CHOIR					0.00	0.00	0.00	0.00
188	BAND INSTRUMENTS-MS					14,364.00	14,364.00	0.00	0.00
189	FURN/EQUIP-HS HISTORY					0.00	0.00	0.00	0.00
190	FURN/EQUIP-MS-HISTORY					0.00	0.00	0.00	0.00
191	FURN/EQUIP-HS-MATH					800.00	300.00	0.00	500.00
192	FURN/EQUIP-MS-MATH					0.00	0.00	0.00	0.00
193	FURN/EQUIP-HS-SCIENCE					1,143.98	1,143.98	0.00	0.00
194	FURN/EQUIP-MS-SCIENCE					623.38	623.38	0.00	0.00
195	FURN/EQUIP-PS-MUSIC					0.00	0.00	0.00	0.00
196	FURN/EQUIP-ES-MUSIC					0.00	0.00	0.00	0.00
197	FURN/EQUIP-PS-PE					0.00	0.00	0.00	0.00
198	FURN/EQUIP-ES-PE					0.00	0.00	0.00	0.00
199	FURN/EQUIP-KEYBOARDING-MS					0.00	0.00	0.00	0.00
200	FURN/EQUIP-PS-PRE-K					0.00	0.00	0.00	0.00
201	FURN/EQUIP-PS-KINDERGARTEN					0.00	0.00	0.00	0.00

	A	B	C	D	E	F	G	H	I
202	FURN/EQUIP-PS-FIRST GRADE					0.00	0.00	0.00	0.00
203	FURN/EQUIP-PS-SECOND GRADE					0.00	0.00	0.00	0.00
204	FURN/EQUIP-HEAD START					0.00	0.00	0.00	0.00
205	FURN/EQUIP-ES-THIRD GRADE					396.58	156.60	239.98	0.00
206	FURN/EQUIP-ES-FOURTH GRADE					1,110.80	0.00	1,110.80	0.00
207	FURN/EQUIP-ES-FIFTH GRADE					1,333.71	0.00	1,333.71	0.00
208	FURN/EQUIP-HS-CAREER/TECH					0.00	0.00	0.00	0.00
209	FURN/EQUIP-VO AG					0.00	0.00	0.00	0.00
210	FURN/EQUIP-DE					4,117.00	4,116.48	0.00	0.52
211	FURN-EQUIP-HS-AUTO MECH					0.00	0.00	0.00	0.00
212	FURN/EQUIP-PS-SPEECH					0.00	0.00	0.00	0.00
213	FURN/EQUIP-HS-SP ED					0.00	0.00	0.00	0.00
214	FURN/EQUIP-MS-SP ED					0.00	0.00	0.00	0.00
215	FURN/EQUIP-PS-SP ED					0.00	0.00	0.00	0.00
216	FURN/EQUIP-ES-SP ED					156.19	0.00	156.19	0.00
217	FURN/EQUIP-HS-SCIENCE-RENOVATIONS					0.00	0.00	0.00	0.00
218	FURN/EQUIP-HS TECHNOLOGY**					97,360.00	0.00	0.00	97,360.00
219	FURN/EQUIP-HS-C/T					0.00	0.00	0.00	0.00
220	FURN/EQUIP-HS-ST COMP					0.00	0.00	0.00	0.00
221	FURN/EQUIP-MS TECHNOLOGY**					2,500.00	0.00	0.00	2,500.00
222	FURN/EQUIP-PS TECHNOLOGY**					2,500.00	0.00	0.00	2,500.00
223	FURN/EQUIP-ES TECHNOLOGY**					2,500.00	0.00	0.00	2,500.00
224	FURN/EQUIP-ES-ST COMP					0.00	0.00	0.00	0.00
225	TOTAL					212,356.59	49,589.67	22,509.07	140,257.85
226									
227	TOTAL INSTRUCTION					7,957,359.00	4,158,675.83	1,132,208.38	2,666,474.79
228									
229									
230									
231	SUBSTITUTES					1,000.00	495.00	0.00	505.00
232	SALARIES					145,221.00	90,569.90	30,134.54	24,516.56
233	FIMM					2,143.00	1,241.66	0.00	901.34
234	HEALTH INSURANCE					11,732.00	7,263.57	0.00	4,468.43
235	WORKER'S COMPENSATION					696.00	0.00	0.00	696.00
236	TRS ON BEHALF					0.00	0.00	0.00	0.00
237	UNEMPLOYMENT					122.00	98.09	0.00	23.91
238	TEACHER RETIREMENT/TRS CARE					4,007.00	2,738.35	0.00	1,268.65
239	PERSONAL DAYS					1,500.00	0.00	0.00	1,500.00
240	TOTAL					166,421.00	102,406.57	30,134.54	33,879.89
241									
242	CONTRACTED SERVICES-HS					2,219.00	88.50	0.00	2,130.50
243	CONTRACTED SERVICES-MS					1,000.00	88.50	0.00	911.50
244	CONTRACTED SERVICES-PS					1,000.00	88.49	0.00	911.51
245	CONTRACTED SERVICES-ES					1,000.00	88.49	0.00	911.51
246	TOTAL					5,219.00	353.98	0.00	4,865.02
247									
248	MAGAZINES/BOOKS-HS					10,050.00	8,775.79	1,268.19	6.02
249	MAGAZINES/BOOKS-MS					6,425.00	5,509.67	907.32	8.01
250	MAGAZINES/BOOKS-PS					6,500.00	3,530.84	2,769.05	200.11
251	MAGAZINES/BOOKS-ES					6,000.00	5,503.68	0.00	496.32

12-LIBRARY

	A	B	C	D	E	F	G	H	I
252	AUDIO VISUAL & OTHER INST SUPPLY-HS					450.00	240.00	0.00	210.00
253	AUDIO VISUAL & OTHER INST SUPPLY-MS					1,575.00	381.48	0.00	1,193.52
254	AUDIO VISUAL & OTHER INST SUPPLY-PS					3,000.00	723.40	0.00	2,276.60
255	AUDIO VISUAL & OTHER INST SUPPLY-ES					800.00	357.05	247.69	195.26
256	TOTAL					34,800.00	25,021.91	5,192.25	4,585.84
257									
258	TRAVEL-HS					1,325.00	1,152.22	0.00	172.78
259	TRAVEL-MS					50.00	99.00	0.00	(49.00)
260	TRAVEL-PS					50.00	99.00	0.00	(49.00)
261	TRAVEL-ES					1,175.00	1,152.22	0.00	22.78
262	FEES/DUES-HS					500.00	500.00	0.00	0.00
263	TOTAL					3,100.00	3,002.44	0.00	97.56
264									
265	FURN/EQUIP-HS					0.00	0.00	0.00	0.00
266	FURN/EQUIP-MS					0.00	0.00	0.00	0.00
267	FURN/EQUIP-PS					0.00	0.00	0.00	0.00
268	FURN/EQUIP-ES					0.00	0.00	0.00	0.00
269	TOTAL					0.00	0.00	0.00	0.00
270									
271	TOTAL LIBRARY					209,540.00	130,784.90	35,326.79	43,428.31
272									
273	<i>13-STAFF DEVELOPMENT</i>								
274									
275	DEPARTMENT HEAD/JUDGE TRUST					11,950.00	7,221.22	2,365.79	2,362.99
276	FIMM					170.00	95.64	0.00	74.36
277	HEALTH INSURANCE					919.00	545.85	0.00	373.15
278	WORKER'S COMPENSATION					0.00	0.00	0.00	0.00
279	TRS ON-BEHALF					0.00	0.00	0.00	0.00
280	UNEMPLOYMENT					0.00	7.69	0.00	(7.69)
281	TEACHER RETIREMENT/TRS CARE					393.00	256.91	0.00	136.09
282	TOTAL					13,432.00	8,127.31	2,365.79	2,938.90
283									
284	CONTRACTED STAFF DEVELOPMENT-HS ALLO					0.00	0.00	0.00	0.00
285	CONTRACTED STAFF-DEVELOPMENT					9,681.00	0.00	0.00	9,681.00
286	STAFF DEVELOPMENT-REGION VII					8,000.00	7,420.00	0.00	580.00
287	STAFF DEVELOPMENT-G/T-REGION VII					11,000.00	11,000.00	0.00	0.00
288	STAFF DEVELOPMENT-CT-REGION VII					4,119.00	4,119.00	0.00	0.00
289	TOTAL					32,800.00	22,539.00	0.00	10,261.00
290									
291	SUPPLIES-IN SERVICE					500.00	0.00	0.00	500.00
292	TOTAL					500.00	0.00	0.00	500.00
293									
294	TRAVEL-HS-REG					1,855.05	0.00	300.00	1,555.05
295	TRAVEL-HS-VOC					637.95	637.95	0.00	0.00
296	TRAVEL-HS-SP ED					0.00	0.00	0.00	0.00
297	TRAVEL-HS-ST COMP					0.00	0.00	0.00	0.00
298	TRAVEL-HS-ESL					0.00	0.00	0.00	0.00
299	TRAVEL-HS ALLOTMENT					10,000.00	3,495.00	0.00	6,505.00
300	TRAVEL-MS-REG					2,130.00	0.00	0.00	2,130.00
301	TRAVEL-MS-SP ED					100.00	100.00	0.00	0.00

	A	B	C	D	E	F	G	H	I
302	TRAVEL-MS-ST COMP					0.00	0.00	0.00	0.00
303	TRAVEL-MS-ESL					270.00	270.00	0.00	0.00
304	TRAVEL-PS-REG					2,253.50	0.00	0.00	2,253.50
305	TRAVEL-PS-G/T					10.00	10.00	0.00	0.00
306	TRAVEL-PS-SP ED					85.00	50.00	35.00	0.00
307	TRAVEL-PS-ST COMP					51.50	51.50	0.00	0.00
308	TRAVEL-ES-REG					2,033.00	28.00	0.00	2,005.00
309	TRAVEL-ES-G/T					57.00	57.00	0.00	0.00
310	TRAVEL-ES-SP ED					50.00	50.00	0.00	0.00
311	TRAVEL ES-ESL					0.00	0.00	0.00	0.00
312	TRAVEL-ALL SCHOOLS					13,800.00	0.00	0.00	13,800.00
313	TRAVEL -TECHNOLOGY					5,700.00	5,645.17	0.00	54.83
314	MISC OPERATING-HS-REG					7.00	7.00	0.00	0.00
315	MISC OPERATING-HS-SP ED					0.00	0.00	0.00	0.00
316	MISC OPERATING-HS-VOC					0.00	0.00	0.00	0.00
317	MISC OEPRATING-HS-G/T					0.00	0.00	0.00	0.00
318	MISC OPERATING-MS-REG					0.00	0.00	0.00	0.00
319	MISC OPERATING-MS-G/T					0.00	0.00	0.00	0.00
320	MISC OPERATING-MS-SP ED					0.00	0.00	0.00	0.00
321	MISC OPERATING-MS-ESL					0.00	0.00	0.00	0.00
322	MISC OPERATING-PS-REG					100.00	100.00	0.00	0.00
323	MISC OPERATING-PS-SP ED					0.00	0.00	0.00	0.00
324	MISC OPERATING-PS-ST COMP					0.00	0.00	0.00	0.00
325	MISC OPERATING-PS-ESL					0.00	0.00	0.00	0.00
326	MISC OPERATING-ES-REG					0.00	0.00	0.00	0.00
327	MISC OPERATING-ES-G/T					0.00	0.00	0.00	0.00
328	MISC OPERATING-ES-SP ED					0.00	0.00	0.00	0.00
329	MISC OPERATING-ES-ESL					360.00	360.00	0.00	0.00
330	TOTAL					39,500.00	10,861.62	335.00	28,303.38
331									
332	TOTAL STAFF DEVELOPMENT					86,232.00	41,527.93	2,700.79	42,003.28
333									
334									
335									
	<i>21-INSTRUCTIONAL LEADERSHIP</i>								
336	SALARY					64,443.00	44,663.75	0.00	19,779.25
337	FIMM					947.00	621.33	0.00	325.67
338	HEALTH INSURANCE					2,931.00	1,953.92	0.00	977.08
339	WORKER'S COMPENSATION					292.00	0.00	0.00	292.00
340	TRS ON-BEHALF					0.00	0.00	0.00	0.00
341	UNEMPLOYMENT					51.00	42.95	0.00	8.05
342	TEACHER RETIREMENT/TRS CARE					3,045.00	2,204.86	0.00	840.14
343	PERSONAL DAYS					1,000.00	0.00	0.00	1,000.00
344	TOTAL					72,709.00	49,486.81	0.00	23,222.19
345									
346	CONTRACTED SERVICE					0.00	0.00	0.00	0.00
347									
348	SUPPLIES					215.00	252.09	100.00	(137.09)
349									
350	TRAVEL					2,000.00	1,780.60	0.00	219.40
351	DUES					0.00	0.00	0.00	0.00

	A	B	C	D	E	F	G	H	I
352	TOTAL					2,000.00	1,780.60	0.00	219.40
353									
354	FURN/EQUIP					285.00	285.00	0.00	0.00
355									
356	TOTAL INSTRUCTIONAL LEADERSHIP					75,209.00	51,804.50	100.00	23,304.50
357									
358	23-SCHOOL ADMINISTRATION								
359	SUBSTITUTES					2,000.00	275.00	0.00	1,725.00
360	SALARIES					670,126.00	438,812.66	33,627.96	197,685.38
361	FIMM					9,863.00	5,979.52	0.00	3,883.48
362	HEALTH INSURANCE					43,020.00	27,748.79	0.00	15,271.21
363	WORKER'S COMPENSATION					2,720.00	0.00	0.00	2,720.00
364	TRS ON-BEHALF					0.00	0.00	0.00	0.00
365	UNEMPLOYMENT					476.00	446.85	0.00	29.15
366	TEACHER RETIREMENT/TRS CARE					20,880.00	14,276.26	0.00	6,603.74
367	PERSONAL DAYS					9,200.00	0.00	0.00	9,200.00
368	TOTAL					758,285.00	487,539.08	33,627.96	237,117.96
369									
370	PRINTING-HS					2,000.00	340.98	0.00	1,659.02
371	PRINTING-MS					2,000.00	736.98	0.00	1,263.02
372	PRINTING-PS					2,000.00	40.35	0.00	1,959.65
373	PRINTING-ES					2,000.00	340.95	0.00	1,659.05
374	TOTAL					8,000.00	1,459.26	0.00	6,540.74
375									
376	SUPPLIES-HS					3,000.00	50.00	56.85	2,893.15
377	SUPPLIES-MS					3,000.00	850.61	56.85	2,092.54
378	SUPPLIES-PS					3,000.00	899.17	56.85	2,043.98
379	SUPPLIES-ES					3,000.00	1,014.55	509.12	1,476.33
380	DISTRICT EXPENSES-HS					1,000.00	690.67	0.00	309.33
381	DISTRICT EXPENSES-MS					1,000.00	450.53	0.00	549.47
382	DISTRICT EXPENSES-PS					1,000.00	350.52	0.00	649.48
383	DISTRICT EXPENSES-ES					1,000.00	350.52	0.00	649.48
384	POSTAGE-HS					4,000.00	2,153.34	0.00	1,846.66
385	POSTAGE-MS					3,000.00	2,003.39	0.00	996.61
386	POSTAGE-PS					1,500.00	1,000.00	0.00	500.00
387	POSTAGE-ES					1,500.00	1,000.00	0.00	500.00
388	TOTAL					26,000.00	10,813.30	679.67	14,507.03
389									
390	TRAVEL-HS					4,400.00	1,475.38	0.00	2,924.62
391	TRAVEL-MS					2,500.00	2,288.50	50.00	161.50
392	TRAVEL-PS					3,090.00	1,887.85	0.00	1,202.15
393	TRAVEL-ES					2,565.00	1,410.65	0.00	1,154.35
394	BONDING-HS					0.00	0.00	0.00	0.00
395	TRAVEL-ALL SCHOOLS					0.00	0.00	0.00	0.00
396	DUES-HS					0.00	0.00	0.00	0.00
397	DUES-MS					0.00	0.00	0.00	0.00
398	DUES-PS					410.00	410.00	0.00	0.00
399	DUES-ES					0.00	0.00	0.00	0.00
400	TOTAL					12,965.00	7,472.38	50.00	5,442.62
401									

	A	B	C	D	E	F	G	H	I
402	FURN/EQUIP-HS					0.00	0.00	0.00	0.00
403	FURN/EQUIP-MS					0.00	0.00	0.00	0.00
404	FURN/EQUIP-PS					0.00	0.00	0.00	0.00
405	FURN/EQUIP-ES					0.00	0.00	0.00	0.00
406	TOTAL					0.00	0.00	0.00	0.00
407									
408	TOTAL SCHOOL ADMINISTRATION					805,250.00	507,284.02	34,357.63	263,608.35
409									
410									
411									
412	SALARIES					241,398.00	147,519.94	28,829.51	65,048.55
413	FIMM					3,565.00	2,005.58	0.00	1,559.42
414	HEALTH INSURANCE					11,740.00	7,454.02	0.00	4,285.98
415	WORKER'S COMPENSATION					1,136.00	0.00	0.00	1,136.00
416	TRS ON-BEHALF					0.00	0.00	0.00	0.00
417	UNEMPLOYMENT					199.00	158.35	0.00	40.65
418	TEACHER RETIREMENT/TRS CARE					6,943.00	4,576.08	0.00	2,366.92
419	PERSONAL DAYS					4,400.00	0.00	0.00	4,400.00
420	TOTAL					269,381.00	161,713.97	28,829.51	78,837.52
421									
422	REGION VII ESC					1,500.00	1,500.00	0.00	0.00
423	TEST SCORING-HS					250.00	0.00	0.00	250.00
424	TEST SCORING-MS					200.00	0.00	0.00	200.00
425	TEST SCORING-PS					200.00	0.00	0.00	200.00
426	TEST SCORING-ES					250.00	0.00	0.00	250.00
427	TOTAL					2,400.00	1,500.00	0.00	900.00
428									
429	TEST MATERIALS-HS					500.00	0.00	0.00	500.00
430	TEST MATERIALS-MS					500.00	274.13	0.00	225.87
431	TEST MATERIALS-PS					700.00	275.52	345.26	79.22
432	TEST MATERIALS-ES					700.00	0.00	0.00	700.00
433	SUPPLIES-HS					1,100.00	295.91	0.00	804.09
434	SUPPLIES-MS					700.00	474.04	0.00	225.96
435	SUPPLIES-PS					1,000.00	0.00	0.00	1,000.00
436	SUPPLIES-ES					750.00	530.01	0.00	219.99
437	COLLEGE FAIR-HS					250.00	0.00	0.00	250.00
438	TOP TEN BANQUET					850.00	854.39	0.00	(4.39)
439	POSTAGE-HS					250.00	250.00	0.00	0.00
440	POSTAGE-MS					250.00	250.00	0.00	0.00
441	TOTAL					7,550.00	3,204.00	345.26	4,000.74
442									
443	TRAVEL-HS					3,199.00	1,008.39	50.00	2,140.61
444	TRAVEL-MS					1,350.00	1,162.90	100.00	87.10
445	TRAVEL-PS					0.00	0.00	0.00	0.00
446	TRAVEL-ES					1,420.00	1,278.37	50.00	91.63
447	TRAVEL-ES-TSII					0.00	0.00	0.00	0.00
448	MEMBERSHIP/DUES-HS					201.00	201.00	0.00	0.00
449	MEMBERSHIP/DUES-MS					0.00	0.00	0.00	0.00
450	MEMBERSHIP/DUES-PS					0.00	0.00	0.00	0.00
451	MEMBERSHIP/DUES-ES					130.00	130.00	0.00	0.00

	A	B	C	D	E	F	G	H	I
452	FEES & DUES-COLLEGE FAIR-HS					0.00	0.00	0.00	0.00
453	FEES-PS-STUDENTS					0.00	0.00	0.00	0.00
454	TOTAL					6,300.00	3,780.66	200.00	2,319.34
455									
456	FURNITURE-HS					225.00	198.76	0.00	26.24
457	FURNITURE-MS					0.00	0.00	0.00	0.00
458	FURNITURE-PS					0.00	0.00	0.00	0.00
459	TOTAL					225.00	198.76	0.00	26.24
460									
461	TOTAL COUNSELING					285,856.00	170,397.39	29,374.77	86,083.84
462									
463									
464	<i>33-HEALTH SERVICES</i>								
465	SALARIES					84,152.00	52,513.37	17,526.64	14,111.99
466	FIMM					1,240.00	705.97	0.00	534.03
467	HEALTH INSURANCE					3,908.00	2,419.58	0.00	1,488.42
468	WORKER'S COMPENSATION					560.00	0.00	0.00	560.00
469	TRS ON-BEHALF					0.00	0.00	0.00	0.00
470	UNEMPLOYMENT					98.00	64.11	0.00	33.89
471	TEACHER RETIREMENT/TRS CARE					17,488.00	11,525.92	0.00	5,962.08
472	PERSONAL DAYS					1,400.00	0.00	0.00	1,400.00
473	TOTAL					108,846.00	67,228.95	17,526.64	24,090.41
474									
475	CONT SERVICES-FINGERPRINTING					0.00	0.00	0.00	0.00
476	CONT SERVICES-NURSING-HS					0.00	0.00	0.00	0.00
477	CONT SERVICES-NURSING-MS					0.00	0.00	0.00	0.00
478	CONT SERVICES-NURSING-PS					0.00	0.00	0.00	0.00
479	CONT SERVICES-NURSING-ES					0.00	0.00	0.00	0.00
480	CONT SERVICES-HS					100.00	0.00	100.00	0.00
481	CONT SERVICES-MS					100.00	0.00	100.00	0.00
482	CONT SERVICES-PS					100.00	0.00	100.00	0.00
483	CONT SERVICES-ES					100.00	0.00	100.00	0.00
484	TOTAL					400.00	0.00	400.00	0.00
485									
486	SUPPLIES-HS					1,500.00	234.39	345.25	920.36
487	SUPPLIES-MS					1,000.00	234.40	345.26	420.34
488	SUPPLIES-PS					1,500.00	234.39	345.25	920.36
489	SUPPLIES-ES					1,000.00	234.39	345.32	420.29
490	TOTAL					5,000.00	937.57	1,381.08	2,681.35
491									
492	TRAVEL-HS					300.00	15.00	0.00	285.00
493	TRAVEL-MS					300.00	15.00	0.00	285.00
494	TRAVEL-PS					300.00	15.00	0.00	285.00
495	TRAVEL-ES					300.00	15.00	0.00	285.00
496	TOTAL					1,200.00	60.00	0.00	1,140.00
497									
498	EQUIPMENT-HS					0.00	0.00	0.00	0.00
499	EQUIPMENT-MS					0.00	0.00	0.00	0.00
500	EQUIPMENT-PS					0.00	0.00	0.00	0.00
501	EQUIPMENT-ES					0.00	0.00	0.00	0.00

	A	B	C	D	E	F	G	H	I
502	TOTAL					0.00	0.00	0.00	0.00
503									
504	TOTAL HEALTH SERVICE					115,446.00	68,226.52	19,307.72	27,911.76
505									
506	<i>34-STUDENT TRANSPORTATION</i>								
507									
508	SUBSTITUTES					6,000.00	5,456.70	0.00	543.30
509	SALARIES					154,884.00	103,317.23	13,995.67	37,571.10
510	FIMM					2,351.00	1,394.36	0.00	956.64
511	HEALTH INSURANCE					32,777.00	20,762.58	0.00	12,014.42
512	WORKER'S COMPENSATION					760.00	0.00	0.00	760.00
513	TRS ON-BEHALF					0.00	0.00	0.00	0.00
514	UNEMPLOYMENT					133.00	118.60	0.00	14.40
515	TEACHER RETIREMENT/TRS CARE					3,122.00	2,175.21	0.00	946.79
516	PERSONAL DAYS					1,200.00	0.00	0.00	1,200.00
517	TOTAL					201,227.00	133,224.68	13,995.67	54,006.65
518									
519	CONT SERVICES-PHYSICALS/DRUG TEST					4,500.00	899.20	900.00	2,700.80
520	CONT SERVICES-RECERTIFICATION					1,700.00	120.00	200.00	1,380.00
521	CONT SERVICES-REPAIR					11,000.00	3,376.59	575.00	7,048.41
522	TOTAL					17,200.00	4,395.79	1,675.00	11,129.21
523									
524	GAS,OIL,GREASE,TIRES					93,000.00	36,200.93	7,500.00	49,299.07
525	PARTS & SUPPLIES					42,500.00	15,916.11	10,000.00	16,583.89
526	TOTAL					135,500.00	52,117.04	17,500.00	65,882.96
527									
528	INSURANCE					12,450.00	10,841.00	0.00	1,609.00
529	MISC OPERATING COSTS					2,000.00	1,286.07	0.00	713.93
530	TOTAL					14,450.00	12,127.07	0.00	2,322.93
531									
532	BUSES					0.00	0.00	0.00	0.00
533	CAPITAL OUTLAY					0.00	0.00	0.00	0.00
534	FURN/EQUIP-TECHNOLOGY					0.00	0.00	0.00	0.00
535	TOTAL					0.00	0.00	0.00	0.00
536									
537	TOTAL STUDENT TRANSPORTATION					368,377.00	201,864.58	33,170.67	133,341.75
538									
539	<i>35-FOOD SERVICE</i>								
540									
541	CONTRACTED SERVICES-REPAIR					0.00	7,400.00	0.00	(7,400.00)
542									
543	TRANSFER OUT					0.00	0.00	0.00	0.00
544									
545	TOTAL FOOD SERVICE					0.00	7,400.00	0.00	(7,400.00)
546									
547									
548	<i>36-COCURRICULAR/EXTRACURRICULAR</i>								
549									
550	SALARIES/STIPENDS					299,246.00	184,333.35	31,652.35	83,260.30
551	FIMM					4,245.00	2,441.19	0.00	1,803.81

	A	B	C	D	E	F	G	H	I
552	HEALTH INSURANCE					14,674.00	9,050.71	0.00	5,623.29
553	WORKER'S COMPENSATION					932.00	0.00	0.00	932.00
554	TRS ON-BEHALF					0.00	0.00	0.00	0.00
555	UNEMPLOYMENT					163.00	194.25	0.00	(31.25)
556	TEACHER RETIREMENT/TRS CARE					10,273.00	6,281.22	0.00	3,991.78
557	TOTAL					329,533.00	202,300.72	31,652.35	95,579.93
558									
559	DRUG TESTING-HS					2,775.00	1,932.00	294.00	549.00
560	DRUG TESTING-MS					975.00	728.00	140.00	107.00
561	DRUG DOGS-HS					750.00	562.50	0.00	187.50
562	DRUG DOGS-MS					250.00	112.50	137.50	0.00
563	CONTRACTED ATHLETIC TRAINER					9,000.00	8,876.00	0.00	124.00
564	REPAIR ATHLETICS-HS					4,500.00	0.00	2,835.00	1,665.00
565	REPAIR-ATHLETICS-MS					1,000.00	0.00	0.00	1,000.00
566	RENTAL-DRAMA-HS					0.00	0.00	0.00	0.00
567	RENTAL-ATHLETICS					300.00	345.73	0.00	(45.73)
568	RENTAL-STADIUM/GYM					2,500.00	2,562.93	0.00	(62.93)
569	GAME OFFICIALS-HS					20,000.00	15,514.88	0.00	4,485.12
570	GAME OFFICIALS-MS					6,500.00	3,660.68	0.00	2,839.32
571	GAME WORKERS-HS					1,550.00	1,450.00	0.00	100.00
572	GAME WORKERS-MS					1,000.00	550.00	0.00	450.00
573	GAME CONTRACTS					0.00	0.00	0.00	0.00
574	CONTRACTED SERVICE-HS DRAMA					250.00	0.00	30.00	220.00
575	CONTRACTED SERVICE-MS-DRAMA					75.00	75.00	0.00	0.00
576	CONTRACTED SERVICE-HS-BAND					8,300.00	8,361.00	0.00	(61.00)
577	CONTRACTED SERVICE-MS-BAND					0.00	0.00	0.00	0.00
578	CONTRACTED SERVICE-HS-ATHLETICS					2,400.00	2,359.00	0.00	41.00
579	PRINTING					550.00	0.00	0.00	550.00
580	TOTAL					62,675.00	47,090.22	3,436.50	12,148.28
581									
582	ATHLETIC NEWSLETTER					250.00	0.00	0.00	250.00
583	UNIFORMS-FOOTBALL/BOYS BASKETBALL					5,500.00	2,205.00	2,544.75	750.25
584	DRAMA COSTUMES					1,000.00	0.00	0.00	1,000.00
585	BAND UNIFORMS					11,300.00	98.65	41,000.40	(29,799.05)
586	CHOIR UNIFORMS-HS					0.00	0.00	0.00	0.00
587	UIL SUPPLIES-HS					2,000.00	1,142.47	0.00	857.53
588	UIL SUPPLIES-MS					500.00	224.80	0.00	275.20
589	UIL SUPPLIES-PS					0.00	0.00	0.00	0.00
590	UIL SUPPLIES-ES					1,000.00	382.80	21.00	596.20
591	CHEERLEADERS-HS					1,000.00	0.00	0.00	1,000.00
592	CHEERLEADERS-MS					500.00	0.00	0.00	500.00
593	ALL ATHLETICS-HS					4,000.00	1,102.18	0.00	2,897.82
594	ALL ATHLETICS-MS					2,000.00	763.76	0.00	1,236.24
595	FOOTBALL-HS					13,000.00	2,012.91	418.00	10,569.09
596	FOOTBALL-MS					4,000.00	0.00	0.00	4,000.00
597	BASKETBALL-HS					4,000.00	0.00	3,959.05	40.95
598	BASKETBALL-MS					1,500.00	0.00	1,487.56	12.44
599	TRACK-HS					4,000.00	3,583.65	0.00	416.35
600	TRACK-MS					1,500.00	1,363.75	0.00	136.25

	A	B	C	D	E	F	G	H	I
601	BASEBALL-HS					4,000.00	2,997.96	327.00	675.04
602	VOLLEYBALL-HS					4,000.00	120.00	0.00	3,880.00
603	VOLLEYBALL-MS					1,500.00	310.00	0.00	1,190.00
604	GIRLS BASKETBALL-HS					4,000.00	3,329.19	153.90	516.91
605	GIRLS BASKETBALL-MS					1,500.00	1,476.28	76.95	(53.23)
606	GIRLS TRACK-HS					4,000.00	2,927.50	0.00	1,072.50
607	GIRLS TRACK-MS					1,500.00	1,391.00	0.00	109.00
608	TENNIS-HS					1,500.00	0.00	1,500.00	0.00
609	GOLF-HS					1,500.00	446.10	0.00	1,053.90
610	WEIGHT TRAINING-HS					1,500.00	1,441.75	0.00	58.25
611	SOFTBALL-HS					4,000.00	3,926.00	0.00	74.00
612	OFF SEASON-HS					5,000.00	5,040.00	430.00	(470.00)
613	OFF SEASON-MS					0.00	0.00	0.00	0.00
614	TRAINER SUPPLIES-HS					5,000.00	68.45	0.00	4,931.55
615	CROSS COUNTRY-HS					1,500.00	799.99	0.00	700.01
616	SOCCER-HS					0.00	1,596.75	0.00	(1,596.75)
617	TOTAL					97,550.00	38,750.94	51,918.61	6,880.45
618									
619	EMPLOYEE TRAVEL-DRAMA-HS					0.00	0.00	0.00	0.00
620	EMPLOYEE TRAVEL-BAND-HS					603.68	603.68	0.00	0.00
621	EMPLOYEE TRAVEL-CHOIR-HS					0.00	0.00	0.00	0.00
622	EMPLOYEE TRAVEL-BAND-MS					210.48	210.48	0.00	0.00
623	EMPLOYEE TRAVEL-MUSIC-ES					0.00	0.00	0.00	0.00
624	EMPLOYEE TRAVEL-ES-UIL					0.00	0.00	0.00	0.00
625	EMPLOYEE TRAVEL-ATHELTICS-HS					13,000.00	8,049.91	524.94	4,425.15
626	STUDENT MEALS/FEES-HS					8,344.79	0.00	0.00	8,344.79
627	STUDENT MEALS/FEES-MS					2,218.54	0.00	0.00	2,218.54
628	STUDENT MEALS/FEES-PS					0.00	0.00	0.00	0.00
629	STUDENT MEALS/FEES-ES					450.00	0.00	0.00	450.00
630	STUDENTS/REP DISTRICT-HS					516.00	0.00	516.00	0.00
631	STUDENTS/REP DISTRICT-MS					60.00	60.00	0.00	0.00
632	STUDENT TRAVEL-JOURNALISM-HS					291.25	291.25	0.00	0.00
633	STUDENT TRAVEL-DRAMA-HS					0.00	0.00	0.00	0.00
634	STUDENT TRAVEL-DRAMA-MS					0.00	0.00	0.00	0.00
635	STUDENT TRAVEL-BAND-HS					7,328.00	6,212.00	1,116.00	0.00
636	STUDENT TRAVEL-BAND-MS					963.00	813.00	150.00	0.00
637	STUDENT TRAVEL-CHOIR-HS					0.00	0.00	0.00	0.00
638	STUDENT TRAVEL-SCIENCE-HS					450.00	450.00	0.00	0.00
639	STUDENT TRAVEL-BUS CLUB-HS					2,479.00	2,479.00	0.00	0.00
640	STUDENT TRAVEL-VO AG					2,483.10	2,483.10	0.00	0.00
641	STUDENT TRAVEL-HOME ECO					3,898.48	3,898.48	0.00	0.00
642	STUDENT TRAVEL-DECA-HS					2,968.20	2,968.20	0.00	0.00
643	STUDENT TRAVEL-UIL-HS					345.00	345.00	0.00	0.00
644	STUDENT TRAVEL-UIL-MS					486.00	486.00	0.00	0.00
645	STUDENT TRAVEL-UIL-PS					25.00	0.00	0.00	25.00
646	STUDENT TRAVEL-UIL-ES					450.00	380.00	0.00	70.00
647	STUDENT TRAVEL-ACADEMICS-HS					0.00	0.00	0.00	0.00
648	STUDENT TRAVEL-ROPE TRICK-ES					0.00	0.00	0.00	0.00

	A	B	C	D	E	F	G	H	I
649	STUDENT TRAVEL-ATHLETICS-HS					70.00	70.00	0.00	0.00
650	STUDENT TRAVEL-ATHLETICS-MS					0.00	0.00	0.00	0.00
651	STUDENT TRAVEL-HS-FOOTBALL					2,450.00	7,235.42	0.00	(4,785.42)
652	STUDENT TRAVEL-MS-FOOTBALL					2,000.00	1,665.00	0.00	335.00
653	STUDENT TRAVEL-HS BASKETBALL					2,000.00	1,559.55	0.00	440.45
654	STUDENT TRAVEL-MS BASKETBALL					1,000.00	938.69	0.00	61.31
655	STUDENT TRAVEL-HS TRACK					2,800.00	1,112.00	0.00	1,688.00
656	STUDENT TRAVEL-MS TRACK					1,800.00	294.00	0.00	1,506.00
657	STUDENT TRAVEL-HS BASEBALL					1,800.00	235.00	0.00	1,565.00
658	STUDENT TRAVEL-HS VOLLEYBALL					1,876.00	1,267.94	0.00	608.06
659	STUDENT TRAVEL-MS VOLLEYBALL					1,000.00	1,076.00	0.00	(76.00)
660	STUDENT TRAVEL-HS GIRLS BASKETBALL					2,000.00	1,194.65	0.00	805.35
661	STUDENT TRAVEL-MS GIRLS BASKETBALL					1,000.00	810.00	0.00	190.00
662	STUDENT TRAVEL-HS FIRLS TRACK					1,500.00	465.00	0.00	1,035.00
663	STUDENT TRAVEL-MS GIRLS TRACK					1,000.00	308.00	0.00	692.00
664	STUDENT TRAVEL-HS TENNIS					750.00	52.00	0.00	698.00
665	STUDENT TRAVEL-HS GOLF					750.00	88.23	0.00	661.77
666	STUDENT TRAVEL-HS WEIGHT LIFTING					800.00	159.00	0.00	641.00
667	STUDENT TRAVEL-HS SOFTBALL					1,800.00	859.44	0.00	940.56
668	STUDENT TRAVEL-HS CROSS COUNTRY					900.00	156.99	0.00	743.01
669	TRAVEL-NON EMPLOYEE-HS-BAND					0.00	0.00	0.00	0.00
670	STUDENT INSURANCE-HS					25,000.00	0.00	0.00	25,000.00
671	STUDENT INSURANCE-MS					25,000.00	0.00	0.00	25,000.00
672	DUES-JOURNALISM-HS					75.00	75.00	0.00	0.00
673	DUES-BAND-HS					100.00	100.00	0.00	0.00
674	DUES-CHOIR-HS					0.00	0.00	0.00	0.00
675	DUES-BAND-MS					200.00	200.00	0.00	0.00
676	DUES-SCIENCE-HS					100.00	60.00	40.00	0.00
677	DUES-MUSIC-ES					0.00	0.00	0.00	0.00
678	DUES-ATHLETICS-HS					1,125.00	605.00	0.00	520.00
679	STUDENT ACTIVITY-HS					200.00	200.00	0.00	0.00
680	STUDENT ACTIVITY-MS					0.00	0.00	0.00	0.00
681	FEES & DUES-DRAMA-HS					150.00	150.00	0.00	0.00
682	FEES & DUES-DRAMA-MS					0.00	0.00	0.00	0.00
683	FEES & DUES-BAND-HS					5,479.50	5,479.50	0.00	0.00
684	FEES & DUES-CHOIR-HS					170.00	170.00	0.00	0.00
685	FEES & DUES-BAND-MS					1,320.00	1,320.00	0.00	0.00
686	FEES & DUES-CHOIR-MS					0.00	0.00	0.00	0.00
687	FEES-MUSIC-ES					0.00	0.00	0.00	0.00
688	FEES & DUES-BUS DEPT-HS					400.00	400.00	0.00	0.00
689	FEES & DUES-VO AG					967.00	967.00	0.00	0.00
690	FEES & DUES-HOME ECO					693.00	693.00	0.00	0.00
691	FEES & DUES-DE					275.00	275.00	0.00	0.00
692	UIL FEES-HS					3,869.00	3,869.00	0.00	0.00
693	UIL FEES-MS					374.98	374.98	0.00	0.00
694	UIL FEES-PS					200.00	0.00	0.00	200.00
695	UIL FEES-ES					300.00	0.00	0.00	300.00
696	ACADEMIC AWARDS-HS					0.00	0.00	0.00	0.00

	A	B	C	D	E	F	G	H	I
697	ACADEMIC AWARDS-MS					0.00	0.00	0.00	0.00
698	ACADEMIC AWARDS-ES					0.00	0.00	0.00	0.00
699	JUMP ROPE FEES-ES					0.00	0.00	0.00	0.00
700	CHEERLEADER FEES-HS					0.00	0.00	0.00	0.00
701	CHEERLEADER FEES-MS					0.00	0.00	0.00	0.00
702	DRUM MAJOR/FLAGS FEES-HS					0.00	0.00	0.00	0.00
703	DEBATE FEES-HS					0.00	0.00	0.00	0.00
704	DRAMA AWARDS/JACKETS-HS					0.00	0.00	0.00	0.00
705	BAND AWARD/JACKETS-HS					1,585.00	1,260.00	325.00	0.00
706	CHOIR AWARDS/JACKETS-HS					0.00	0.00	0.00	0.00
707	BAND AWARDS-MS					0.00	0.00	0.00	0.00
708	FEES & DUES-ATHLETICS-HS					17,300.00	9,445.65	1,250.00	6,604.35
709	FEES & DUES-ATHLETICS-MS					2,000.00	1,705.37	0.00	294.63
710	TROPHIES, MEDALS, RIBBONS-HS					2,750.00	3,939.20	0.00	(1,189.20)
711	TROPHIES, MEDALS, RIBBONS-MS					1,200.00	0.00	0.00	1,200.00
712	ATHLETICS AWARDS/JACKETS-HS					2,500.00	630.00	0.00	1,870.00
713	TOTAL					168,200.00	81,195.71	3,921.94	83,082.35
714									
715	EQUIPMENT-HS-FOOTBALL					0.00	0.00	0.00	0.00
716	EQUIPMENT-ALL ATHLETICS-HS					0.00	3,340.00	0.00	(3,340.00)
717	EQUIPMENT-ALL ATHLETICS-MS					34,410.00	0.00	42,371.50	(7,961.50)
718	EQUIPMENT-TRACK					0.00	0.00	0.00	0.00
719	TOTAL					34,410.00	3,340.00	42,371.50	(11,301.50)
720									
721	TOTAL COCURRICULAR/EXTRACURRICULAR					692,368.00	372,677.59	133,300.90	186,389.51
722									
723	<i>41-GENERAL ADMINISTRATION</i>								
724									
725	SALARIES					324,549.00	226,637.79	0.00	97,911.21
726	FIMM					4,275.00	3,186.28	0.00	1,088.72
727	HEALTH INSURANCE					7,845.00	5,224.96	0.00	2,620.04
728	WORKER'S COMPENSATION					1,300.00	0.00	0.00	1,300.00
729	TRS ON-BEHALF					0.00	0.00	0.00	0.00
730	UNEMPLOYMENT					228.00	217.97	0.00	10.03
731	TEACHER RETIREMENT/TRS CARE					28,582.00	19,078.36	0.00	9,503.64
732	PERSONAL DAYS					3,200.00	0.00	0.00	3,200.00
733	TOTAL					369,979.00	254,345.36	0.00	115,633.64
734									
735	ATTORNEY FEES-SPEC ED					0.00	5,955.18	0.00	(5,955.18)
736	ATTORNEY FEES					4,500.00	836.50	0.00	3,663.50
737	AUDIT EXP					19,000.00	19,350.00	0.00	(350.00)
738	CONT-SERVICE-FINGERPRINTING					0.00	0.00	0.00	0.00
739	REGION VII ESC					4,200.00	4,167.00	0.00	33.00
740	COPIER REPAIR/MAINT					1,250.00	650.00	0.00	600.00
741	LEASE-EQUIP					2,868.00	2,151.00	0.00	717.00
742	PRINTING-SUPERINTENDENT					175.00	0.00	165.00	10.00
743	POLICY REVIEW-SCHOOL BOARD					800.00	0.00	0.00	800.00
744	PRINTING-TAX OFFICE					1,600.00	1,600.00	0.00	0.00
745	PRINTING-ADM					1,825.00	1,494.25	235.00	95.75

	A	B	C	D	E	F	G	H	I
746	CONT SERVICE-FACILITY REVIEW					6,750.00	3,000.00	0.00	3,750.00
747	CONT SERVICE-TASB PAY PLAN					2,000.00	0.00	1,600.00	400.00
748	TOTAL					44,968.00	39,203.93	2,000.00	3,764.07
749									
750	MAGAZINES					100.00	0.00	0.00	100.00
751	SUPPLIES-SUPERINTENDENT					1,000.00	154.68	50.00	795.32
752	SUPPLIES-SCHOOL BOARD					1,500.00	1,269.34	50.00	180.66
753	SUPPLIES-TAX OFFICE					2,500.00	2,304.76	0.00	195.24
754	SUPPLIES-ADMINISTRATION					3,250.00	1,992.70	312.62	944.68
755	SERVICE PINS					1,150.00	0.00	568.60	581.40
756	POSTAGE-TAX					1,500.00	1,000.00	0.00	500.00
757	POSTAGE-ADM					1,500.00	17.25	0.00	1,482.75
758	SUPPLIES-TECHNOLOGY**					0.00	0.00	0.00	0.00
759	TOTAL					12,500.00	6,738.73	981.22	4,780.05
760									
761	TRAVEL-SUPERINTENDENT					2,500.00	1,354.23	0.00	1,145.77
762	TRAVEL-TAX					1000.00	0.00	0.00	1,000.00
763	TRAVEL-BUS OFF					2,150.00	1,733.05	190.00	226.95
764	TRAVEL-SCHOOL BOARD					7,500.00	4,321.71	0.00	3,178.29
765	INSUR-SCHOOL BOARD					4,630.00	4,381.00	0.00	249.00
766	BONDING-TAX					250.00	250.00	0.00	0.00
767	BONDING-ADM					100.00	71.00	0.00	29.00
768	ELECTIONS					2,225.00	0.00	0.00	2,225.00
769	DUES-SUPERINTENDENT					500.00	0.00	0.00	500.00
770	DUES-SCHOOL BOARD					5,000.00	3,147.30	0.00	1,852.70
771	DUES-TAX COLLECTOR					250.00	190.00	0.00	60.00
772	DUES-SCHOOL WIDE					5,000.00	0.00	565.00	4,435.00
773	DUES-ADMIN OFFICE					4,625.00	100.00	0.00	4,525.00
774	MISC OPERATING-SUPERINTENDENT					750.00	0.00	0.00	750.00
775	MISC OPERATING-SCHOOL BOARD					2,500.00	2,560.98	0.00	(60.98)
776	MISC OPERATING-TAX OFFICE					500.00	0.00	0.00	500.00
777	MISC OPERATING-SCHOOL WIDE					4,000.00	0.00	0.00	4,000.00
778	MISC OPERATING-ADMIN					2,500.00	517.94	0.00	1,982.06
779	OTHER OPERATING COSTS-TAX REFUNDS					0.00	0.00	0.00	0.00
780	ADVER-TAX					500.00	0.00	0.00	500.00
781	ADVER-ADM					2,000.00	381.00	0.00	1,619.00
782	TECS FEES					0.00	0.00	0.00	0.00
783	TOTAL					48,480.00	19,008.21	755.00	28,716.79
784									
785	FURN/EQUIP-SUPERINTENDENT					0.00	0.00	0.00	0.00
786	FURN/EQUIP-SCHOOL BOARD					0.00	129.00	0.00	(129.00)
787	FURN/EQUIP-TECHNOLOGY**					0.00	0.00	0.00	0.00
788	TOTAL					0.00	129.00	0.00	(129.00)
789									
790	TOTAL GENERAL ADMINISTRATION					475,927.00	319,425.23	3,736.22	152,765.55
791									
792	<i>51-PLANT MAINTENANCE</i>								
793									
794	SUBSTITUTES					10,000.00	1,706.89	0.00	8,293.11

	A	B	C	D	E	F	G	H	I
795	SALARIES					434,879.00	293,640.65	0.00	141,238.35
796	FIMM					6,114.00	3,811.79	0.00	2,302.21
797	HEALTH INSURANCE					54,320.00	43,316.65	0.00	11,003.35
798	WORKER'S COMPENSATION					2,148.00	0.00	0.00	2,148.00
799	TRS ON-BEHALF					0.00	0.00	0.00	0.00
800	UNEMPLOYMENT					375.00	305.16	0.00	69.84
801	TEACHER RETIREMENT/TRS CARE					8,531.00	5,936.94	0.00	2,594.06
802	PERSONAL DAYS					2,400.00	0.00	0.00	2,400.00
803	TOTAL					518,767.00	348,718.08	0.00	170,048.92
804									
805	BUILDING APPRAISAL					0.00	0.00	0.00	0.00
806	PRINTING					0.00	0.00	0.00	0.00
807	CONTRACTED SERVICES-PHYSICALS/DRUG					1,000.00	47.45	200.00	752.55
808	CONTRACTED SERVICES-ELECTRICAL					3,000.00	2,864.04	0.00	135.96
809	CONTRACTED SERVICES-EXTERMINATING					7,500.00	5,099.60	0.00	2,400.40
810	CONTRACTED SERVICES-GARBAGE					12,000.00	5,439.00	0.00	6,561.00
811	CONTRACTED SERVICES-HEAT/AIR					125,000.00	66,175.82	10,350.00	48,474.18
812	CONTRACTED SERVICES-GENERAL					24,625.00	13,132.83	1,917.22	9,574.95
813	CONTRACTED SERVICES-FOOTBALL/BASEBAL					15,000.00	4,330.00	0.00	10,670.00
814	CONTRACTED SERVICES-GYM FLOORS					9,100.00	2,793.00	0.00	6,307.00
815	CONTRACTED SERVICES-SOUND SYS					10,000.00	5,039.06	700.00	4,260.94
816	CONTRACTED SERVICES-ROAD REPAIR					2,500.00	0.00	0.00	2,500.00
817	CONTRACTED SERVICES-FIRE EXT					7,500.00	0.00	0.00	7,500.00
818	CONTRACTED SERVICES-PLUMBING					10,000.00	1,207.50	2,000.00	6,792.50
819	CONTRACTED SERVICES-DST WIDE					34,500.00	10,750.00	0.00	23,750.00
820	CONTRACTED SERVICES-ROOFING					2,500.00	0.00	0.00	2,500.00
821	CONTRACTED SERVICES-TECHNOLOGY**					0.00	0.00	0.00	0.00
822	PHONE-HS					3,200.00	545.92	0.00	2,654.08
823	PHONE-MS					1,700.00	38.66	0.00	1,661.34
824	PHONE-PS					1,200.00	38.66	0.00	1,161.34
825	PHONE-ES					1,200.00	38.66	0.00	1,161.34
826	PHONE-ADM					1,500.00	38.69	0.00	1,461.31
827	PHONE-CAFETERIA					500.00	0.00	0.00	500.00
828	PHONE-BUS/MAINTENANCE					3,000.00	1,018.03	0.00	1,981.97
829	PHONE-HS MEREDITH STADIUM					2,000.00	1,461.52	0.00	538.48
830	WATER					35,000.00	19,045.11	0.00	15,954.89
831	ELECTRICITY					258,750.00	96,472.70	0.00	162,277.30
832	GAS					34,000.00	20,458.83	0.00	13,541.17
833	CABLE INTERNET					5,000.00	312.59	0.00	4,687.41
834	LEASE/RENTAL					375.00	375.00	0.00	0.00
835	TOTAL					611,650.00	256,722.67	15,167.22	339,760.11
836									
837	VEHICLE SUPPLIES					0.00	0.00	0.00	0.00
838	CUSTODIAL SUPPLIES					60,000.00	37,594.38	6,224.48	16,181.14
839	MAINT/GROUNDS SUPPLIES					60,000.00	26,258.42	7,070.95	26,670.63
840	SUPPLIES-TECHNOLOGY**					0.00	0.00	0.00	0.00
841	TOTAL					120,000.00	63,852.80	13,295.43	42,851.77
842									

	A	B	C	D	E	F	G	H	I
843	TRAVEL-MAIT					0.00	0.00	0.00	0.00
844	PROPERTY INSUR					61,485.00	59,379.28	0.00	2,105.72
845	FEES-MAINT DEPT					500.00	0.00	0.00	500.00
846	TOTAL					61,985.00	59,379.28	0.00	2,605.72
847									
848	CAPITAL OUTLAY					6,000.00	2,874.24	0.00	3,125.76
849									
850	TOTAL PLANT MAINTENANCE					1,318,402.00	731,547.07	28,462.65	558,392.28
851									
852	<i>52-SECURITY & MONITORING SERVICES</i>								
853									
854	CONT SERV-SECURITY-HS					3,500.00	2,400.00	0.00	1,100.00
855	CONT SERV-SECURITY-MS					0.00	0.00	0.00	0.00
856	CONT SERV-HS					675.00	363.50	0.00	311.50
857	CONT SERV-MS					675.00	253.50	0.00	421.50
858	CONT SERV-PS					675.00	36.50	0.00	638.50
859	CONT SERV-ES					675.00	88.50	0.00	586.50
860	MISC CONT SERV-HS					0.00	0.00	0.00	0.00
861	MISC CONT SERV-MS					0.00	0.00	0.00	0.00
862	MISC CONT SERV-PS					0.00	0.00	0.00	0.00
863	MISC CONT SERV-ES					0.00	0.00	0.00	0.00
864	MISC CONT SERV-ADM					0.00	0.00	0.00	0.00
865	TOTAL					6,200.00	3,142.00	0.00	3,058.00
866									
867	SUPPLIES-HS					1,000.00	200.00	0.00	800.00
868	SUPPLIES-MS					1,000.00	200.00	0.00	800.00
869	SUPPLIES-PS					1,000.00	200.00	0.00	800.00
870	SUPPLIES-ES					1,000.00	200.00	0.00	800.00
871	SUPPLIES-ADM					0.00	0.00	0.00	0.00
872	TOTAL					4,000.00	800.00	0.00	3,200.00
873									
874	EQUIP-HS					3,750.00	3,215.70	0.00	534.30
875	EQUIP-MS					3,750.00	2,766.60	0.00	983.40
876	EQUIP-PS					3,750.00	495.00	0.00	3,255.00
877	EQUIP-ES					3,750.00	719.55	0.00	3,030.45
878	EQUIP-ADM					0.00	0.00	0.00	0.00
879	TOTAL					15,000.00	7,196.85	0.00	7,803.15
880									
881	TOTAL SECURITY & MONITORING					25,200.00	11,138.85	0.00	14,061.15
882									
883	<i>53-DATA PROCESSING</i>								
884									
885	SALARY/STIPEND					0.00	0.00	0.00	0.00
886	FIMM					0.00	0.00	0.00	0.00
887	HEALTH INSURANCE					0.00	0.00	0.00	0.00
888	WORKER'S COMPENSATION					0.00	0.00	0.00	0.00
889	TRS ON-BEHALF					0.00	0.00	0.00	0.00
890	UNEMPLOYMENT					0.00	0.00	0.00	0.00
891	TEACHER RETIREMENT/TRS CARE					0.00	0.00	0.00	0.00

	A	B	C	D	E	F	G	H	I
892	PERSONAL DAYS					0.00	0.00	0.00	0.00
893	TOTAL					0.00	0.00	0.00	0.00
894									
895	CONTRACTED SERVICES-DISTRICT					20,000.00	0.00	0.00	20,000.00
896	CONT SERVICE-FINGERPRINTING					0.00	0.00	0.00	0.00
897	HARDWARE & SOFTWARE MAINT-HS					7,250.00	5,089.55	0.00	2,160.45
898	HARDWARE & SOFTWARE MAINT-MS					7,250.00	5,089.55	0.00	2,160.45
899	HARDWARE & SOFTWARE MAINT-PS					7,250.00	5,089.55	0.00	2,160.45
900	HARDWARE & SOFTWARE MAINT-ES					7,250.00	5,089.54	0.00	2,160.46
901	HARDWARE & SODTWARE MAINT-TAX					6,000.00	0.00	0.00	6,000.00
902	HARDWARE & SOFTWARE MAINT-ADM					14,000.00	13,279.00	0.00	721.00
903	MISC CONT SERVICES-HS					18,000.00	13,176.82	0.00	4,823.18
904	MISC CONT SERVICES-MS					18,000.00	12,191.81	0.00	5,808.19
905	MISC CONT SERVICES-PS					18,000.00	12,191.82	0.00	5,808.18
906	MISC CONT SERVICES-ES					18,000.00	12,191.81	0.00	5,808.19
907	TOTAL					141,000.00	83,389.45	0.00	57,610.55
908									
909	COMPUTER SUPPLIES-HS					900.00	892.62	0.00	7.38
910	COMPUTER SUPPLIES-MS					900.00	662.39	0.00	237.61
911	COMPUTER SUPPLIES-PS					900.00	662.39	0.00	237.61
912	COMPUTER SUPPLIES-ES					900.00	662.39	0.00	237.61
913	COMPUTER SUPPLIES-ADM					500.00	0.00	0.00	500.00
914	TOTAL					4,100.00	2,879.79	0.00	1,220.21
915									
916	TRAVEL					1,000.00	0.00	0.00	1,000.00
917	FEES/DUES					0.00	0.00	0.00	0.00
918	TOTAL					1,000.00	0.00	0.00	1,000.00
919									
920	COMPUTERS-HS					2,500.00	0.00	0.00	2,500.00
921	COMPUTERS-MS					2,500.00	0.00	0.00	2,500.00
922	COMPUTERS-PS					2,500.00	0.00	0.00	2,500.00
923	COMPUTERS-ES					2,500.00	0.00	0.00	2,500.00
924	COMPUTERS-ADM					0.00	0.00	0.00	0.00
925	TOTAL					10,000.00	0.00	0.00	10,000.00
926									
927	TOTAL DATA PROCESSING					156,100.00	86,269.24	0.00	69,830.76
928									
929									
930									
931	CONTRACTED SERVICE-HS					2,482.00	0.00	159.37	2,322.63
932	CONTRACTED SERVICE-MS					2,482.00	0.00	159.38	2,322.62
933	CONTRACTED SERVICE-PS					2,482.00	0.00	159.38	2,322.62
934	CONTRACTED SERVICE-ES					2,482.00	0.00	159.37	2,322.63
935	TOTAL					9,928.00	0.00	637.50	9,290.50
936									
937	TOTAL COMMUNITY SERVICE					9,928.00	0.00	637.50	9,290.50
938									
939									
940									

61-COMMUNITY SERVICE

71-DEBT SERVICE

	A	B	C	D	E	F	G	H	I
941	FITNESS EQUIP-PRINCIPAL					0.00	0.00	0.00	0.00
942	FITNESS EQUIP-INTEREST					0.00	0.00	0.00	0.00
943	TOTAL					0.00	0.00	0.00	0.00
944									
945	TOTAL DEBT SERVICE					0.00	0.00	0.00	0.00
946									
947	<i>81-FACILITIES ACQUISITION & CONSTRUCTION</i>								
948									
949	FACILITY PLANNING					0.00	0.00	0.00	0.00
950	CONT SERVICES-TECHNOLOGY-MS**					0.00	0.00	0.00	0.00
951	CONT SERVICES-TECHNOLOGY-PS**					0.00	0.00	0.00	0.00
952	CONT SERVICES-TECHNOLOGY-ES**					0.00	0.00	0.00	0.00
953	CONT SERVICES-TECHNOLOGY-ADM**					0.00	0.00	0.00	0.00
954	CONT SERVICES-STADIUM					0.00	0.00	0.00	0.00
955	TOTAL					0.00	0.00	0.00	0.00
956									
957	SUPPLIES-STADIUM/TRACK					0.00	0.00	0.00	0.00
958	TOTAL					0.00	0.00	0.00	0.00
959									
960	LAND PURCHASE					0.00	0.00	0.00	0.00
961	FEES-LAND PURCHASE					0.00	0.00	0.00	0.00
962	BUILDING CONSTRUCTION-HS/ES ROOF					8,578.00	221,228.01	6,877.42	(219,527.43)
963	BUILDING CONSTRUCTION-HS/ES RENNOV					45,921.05	45,921.05	0.00	0.00
964	PARKING/ROADS-ALL SCHOOLS					0.00	0.00	0.00	0.00
965	BUILDING CONSTRUCTION-HS/ES RENNOV					0.00	0.00	0.00	0.00
966	BUILDING CONSTRUCTION-STADIUM TRACK					0.00	2,750.00	0.00	(2,750.00)
967	BUILDING CONSTRUCTION-FIELDHOUSE					0.00	0.00	0.00	0.00
968	FURN/EQUIP-TECHNOLOGY-DST**					0.00	0.00	0.00	0.00
969	TOTAL					54,499.05	269,899.06	6,877.42	(222,277.43)
970									
971	TOTAL FACILITIES & CONSTRUCTION					54,499.05	269,899.06	6,877.42	(222,277.43)
972									
973	<i>93-PAYMENTS TO MEMBER DISTRICTS/FISCAL AGENTS</i>								
974									
975	SSA-SUPERNET II					9,471.00	6,311.42	0.00	3,159.58
976	SSA-SPECIAL EDUCATION					381,688.00	339,278.48	0.00	42,409.52
977	SSA-RUS-DLT GRANT					0.00	0.00	0.00	0.00
978									
979	TOTAL PAYMENTS TO MEMBER DISTRICTS					391,159.00	345,589.90	0.00	45,569.10
980									
981	<i>99-OTHER INTERGOVERNMENTAL CHARGES</i>								
982									
983	APPRAISAL DISTRICT					122,905.00	58,053.00	0.00	64,852.00
984									
985	TOTAL OTHER INTERGOVERNMENTAL					122,905.00	58,053.00	0.00	64,852.00
986									
987	TRANSFER OUT-WOOD COUNTY SSA					0.00	0.00	0.00	0.00
988									
989									

	A	B	C	D	E	F	G	H	I
990	TOTAL OPERATING BUDGET					13,149,757.05	7,532,565.61	1,459,561.44	4,157,630.00
991									
992									
993	DEBT SERVICE FUND								
994	599								
995									
996	BONDS					0.00	0.00	0.00	0.00
997	INTEREST					0.00	0.00	0.00	0.00
998	FEES					0.00	0.00	0.00	0.00
999						0.00	0.00	0.00	0.00
1000	TOTAL								
1001	TOTAL DEBT SERVICE					0.00	0.00	0.00	0.00
1002									
1003									
1004	TOTAL OPERATING FUND								
1005	AND DEBT SERVICE					13,149,757.05	7,532,565.61	1,459,561.44	4,157,630.00
1006									
1007									
1008	***TECHNOLOGY EXPENSES TO BE								
1009	FUNDED					154,860.00	44,404.25	185.00	110,270.75
1010									
1011									
1012	<u>REFERENCE GUIDE</u>								
1013									
1014	HS					ST COMP	STATE COMPENSATORY		
1015	MS	HIGH SCHOOL				ESL	ENGLISH/SPANISH LANGUAGE		
1016	PS	MIDDLE SCHOOL				VOC	VOCATIONAL EDUCATION		
1017	ES	PRIMARY SCHOOL				G/T	GIFTED/TALENTED EDUCATION		
1018	ADM	ELEMENTARY SCHOOL				SP ED	SPECIAL EDUCATION		
1019		ADMINISTRATION							
1020									
1021						MINEOLA INDEPENDENT SCHOOL DISTRICT			
1022									
1023						2014-2015 REVENUE			
1024	199-GENERAL FUND								
1025						BUDGETED	RECEIVED	BALANCE	
1026	TAXES-CURRENT YEAR					6,011,620.00	5,842,711.55		168,908.45
1027	TAXES-PRIOR YEAR					120,000.00	124,973.33		-4,973.33
1028	TAXES-PENALTIES					100,000.00	64,917.86		35,082.14
1029	TAXES-INTEREST					0.00	0.00		0.00
1030	DRIVER EDUCATION TUITION					0.00	0.00		0.00
1031	TUITION-SUMMER SCHOOL					0.00	0.00		0.00
1032	EARNING FROM PERMANENT INVESTMENTS					3,200.00	0.00		3,200.00
1033	EARNING FROM TEMPORARY INVESTMENTS					20,000.00	25,939.51		-5,939.51
1034	RENTAL OF FACILITIES					6,750.00	4,363.95		2,386.05
1035	GIFTS/BEQUESTS-MEREDITH-					28,000.00	60,650.00		-32,650.00
1036	GIFTS/BEQUESTS-MEREDITH-HS BAND					0.00	0.00		0.00
1037	GIFTS/BEQUESTS-HS WEIGHT ROOM					0.00	0.00		0.00
1038	GIFTS/BEQUESTS-MEREDITH-ES PLAYG					0.00	0.00		0.00
1039	GIFTS/BEQUESTS					17,921.05	17,921.05		0.00

	A	B	C	D	E	F	G	H	I
1040	INSURANCE RECOVERY					0.00	0.00		0.00
1041	ATHLETIC ACTIVITY					50,000.00	44,686.95		5,313.05
1042	MISC REVENUE-FISCAL AGENT FEE					52,000.00	0.00		52,000.00
1043	TAXES-CED					0.00	0.00		0.00
1044	MISC REVENUE-LOCAL SOURCES					25,000.00	11,744.42		13,255.58
1045	CITY OF MINEOLA					6,500.00	3,250.00		3,250.00
1046	HEAD START REIMBURSEMENT					95,000.00	77,927.32		17,072.68
1047						6,535,991.05	6,279,085.94		256,905.11
1048	TOTAL								
1049	PER CAPITA					384,603.00	179,003.00		205,600.00
1050	STATE FOUNDATION					5,473,618.00	2,969,501.00		2,504,117.00
1051	SAFE SCHOOL-RIDER 59					0.00	5,472.59		-5,472.59
1052	TRS ON BEHALF					582,439.00	0.00		582,439.00
1053						6,440,660.00	3,153,976.59		3,286,683.41
1054	TOTAL								
1055	SCHOOL HEALTH & REALTED SERVICES					22,000.00	14,216.94		7,783.06
1056									
1057	SALE OF PROPERTY					0.00	0.00		0.00
1058									
1059	TOTAL OPERATING REVENUE					12,998,651.05	9,447,279.47		3,551,371.58
1060									
1061	599-DEBT SERVICE								
1062									
1063	TAXES-CURRENT					0.00	0.00		0.00
1064	TAXES-PRIOR YEARS					0.00	0.00		0.00
1065	TAXES-PENALTIES					0.00	0.00		0.00
1066	TAXES-INTEREST					0.00	0.00		0.00
1067	EARNINGS FROM TEMPORARY INVESTMENTS					0.00	0.00		0.00
1068						0.00	0.00		0.00
1069	TOTAL								
1070	STATE REVENUE-TEA					0.00	0.00		0.00
1071									
1072	TOTAL DEBT SERVICE REVENUE					0.00	0.00		0.00
1073									
1074	TOTAL OPERATING AND DEBT								
1075	<u>SERVICE REVENUE</u>					12,998,651.05	9,447,279.47	0.00	3,551,371.58
1076									

MINEOLA INDEPENDENT SCHOOL DISTRICT

Executive Financial Summary

April 30, 2015

General Bank Accounts

Local Maintenance

Fund 199-Operating Fund	80,756.62	
Fund 397-Advanced Placement Incentives	0.00	
Fund 401-Extended Day/Year	0.00	
Fund 404-Accelerated Reading	0.00	
Fund 409-Ninth Grade Initiative	0.00	
Fund 410-Instructional Materials Allotment	0.00	
Fund 411-Technology	0.00	
Fund 414-Texas Reading Academies	0.00	
Fund 427-Read to Succeed	0.00	
Fund 429-DATE Grant	0.00	
Fund 434-SSA Visually Impaired	(1,867.50)	
Fund-437-SSA Special Education	125,898.87	
Fund 459-SSA Supernet II	74,120.32	
Fund 499-State Funded	0.00	
TOTAL		278,908.31

Consolidated

Fund 204-Drug Free Schools	0.00	
Fund 211-Title 1	(37,062.09)	
Fund 226-Residential Placement	0.00	
Fund 244-Vocational Grant	0.00	
Fund 255-Class Reduction	(7,407.10)	
Fund 262-Title II-Technology	0.00	
Fund 266-Title XIV-SFSF	0.00	
Fund 270-Title VI-Rural & Low Income	0.00	
Fund 285-Title I, Part A ARRA	0.00	
Fund 287-Education Jobs	0.00	
Fund 313-IDEA-Part B-Shared Services	(87,571.90)	
Fund 314-IDEA Part B-Preschool-Shared Serv	(3,130.25)	
Fund 315-IDEA Part B-Discretionary	0.00	
TOTAL		(135,171.34)

Cafeteria

Food Service	6,627.06	
TOTAL		6,627.06

Interest & Sinking

Debt Service	1.53	
TOTAL		1.53

\$

ACTIVITY FUND MANAGEMENT

Mineola Independent School District

MISD District Improvement Fund	78,089.77	
Head Start	444.50	
District Lost Book Account	19,234.53	
TOTAL		97,768.80
Mineola Primary School		
Advisory Council	4,873.22	
Yearbooks	4,228.09	
Box Tops	9,958.64	
Flower Fund	168.48	
Jacket Dads	306.00	
Library Fund	124.19	
T-Shirts	538.00	
Teacher Gifts	13,312.62	
Title I Book Acct	385.00	
School Vending	2,118.69	
Benevolent Fund	12,494.24	
Lounge Vending	3,572.61	
TOTAL		52,079.78
Mineola Elementary School		
Teacher Gifts	3,222.19	
School Annual	2,841.59	
Benevolent Fund	1,778.70	
Advisory Council	5,655.41	
Flower Fund	215.39	
Library Fund	4,147.84	
Lounge Vending	412.96	
Jump Rope	180.25	
School Vending	15,962.43	
P. E.	7.46	
Kiwanis Kids	209.75	
Super Dads	268.74	
TOTAL		34,902.71
Mineola Middle School		
AVID	249.08	
PE-MS	105.01	
Volleyball	0.00	
Flower Fund	170.83	
Jacket Jazz	0.00	
Advisory Council	1,364.80	
Choir	151.44	
MS Cheerleaders	8,203.83	
MS Yearbook	3,846.58	
Crime Stoppers	0.00	
Junior Honor Society	66.06	
Communities in Schools	0.00	
Athletic Boosters	614.90	
Library Fund	641.55	
Lounge Vending	826.97	
FCA-MS	4,113.46	
Builder's Club	57.57	
Spirit Crew	103.50	
School Vending	8,571.20	
Benevolent Fund	8,247.70	
Science Club	0.00	

Student Council	1,618.55	
TOTAL		38,953.03

Mineola High School

Athletic Boosters	23,785.33	
Art	474.22	
Auto Mechanics	1,692.19	
Anchor Club	477.15	
Annual Staff	9,489.06	
Athletic Vending	13,199.65	
Athletic Equipment Donations	1,357.28	
Band Fund	7,570.32	
Band Boosters	17,787.10	
Business Club	218.82	
D. E. C. A.	883.89	
Fellowship of Christian Athletes	2,442.77	
Future Farmers of America	4,001.29	
Future Homemakers of America	859.04	
Fishing Club	1,621.00	
Class of 2016	16,571.18	
Benevolent Fund	2,426.65	
Testing/Tuition	1,760.45	
Lounge Vending	427.39	
Student Technoloty Assoc	295.40	
I-Pad fees	23,337.80	
Choir	1,126.00	
Class of 2018	90.00	
Key Club	490.22	
Library Fund	787.73	
Junior Historians	714.75	
National Honor Society	(38.64)	
Nature Trail	1,145.03	
Project Graduation	2,112.16	
H. S. Players/Drama	963.48	
Flower Fund	1,023.55	
Student Council	371.99	
Scholarship Fund	19,663.00	
Class of 2015	8,555.51	
Soccer Club	1,633.00	
Class of 2017	580.00	
Slot Car Racing	2,379.65	
Girl's Athletic Scholarship	95.99	
Varsity Cheerleaders	13,531.17	
AVID	312.17	
School Vending	7,972.22	
TOTAL		194,186.96

WOOD COUNTY SPECIAL EDUCATION SSA

Activity Fund	1,852.89	
TOTAL		1,852.89


**TEXPOOL
PORTFOLIO SUMMARY
ACTIVITY FOR MONTH ENDING
April 30, 2015**

LOCAL MAINTENANCE

<i>Investments</i>	<i>Cost</i>	<i>Market</i>	<i>Ratio</i>	<i>Interest Rate</i>
Beginning of period	27,240.18	27,240.18	100.00%	0.05%
Deposits	0.00			
Withdrawals	0.00			
Interest accrued	1.20			
End of Period	27,241.38	27,241.38	100.00%	0.05%

This report is in compliance with the investment strategies as approved by the Public Funds Investment Act

Investment Officer



**TEXPOOL
PORTFOLIO SUMMARY
ACTIVITY FOR MONTH ENDING
April 30, 2015**

FOOD SERVICE

<i>Investments</i>	<i>Cost</i>	<i>Market</i>	<i>Ratio</i>	<i>Interest Rate</i>
Beginning of period	12.20	12.20	100.00%	0.05%
Deposits	0.00			
Withdrawals	0.00			
Interest accrued	0.00			
End of Period	12.20	12.20	100.00%	0.05%

This report is in compliance with the investment strategies as approved by the Public Funds Investment Act

Investment Officer




**TEXPOOL
PORTFOLIO SUMMARY
ACTIVITY FOR MONTH ENDING
April 30, 2015**

INTEREST & SINKING

<i>Investments</i>	<i>Cost</i>	<i>Market</i>	<i>Ratio</i>	<i>Interest Rate</i>
Beginning of period	107,159.66	107,159.66	100.00%	0.05%
Deposits	0.00			
Withdrawals	0.00			
Interest accrued	4.64			
End of Period	107,164.30	107,164.30	100.00%	0.05%

This report is in compliance with the investment strategies as approved by the Public Funds Investment Act


Investment Officer

**TEXPOOL
PORTFOLIO SUMMARY
ACTIVITY FOR MONTH ENDING
April 30, 2015**

WORKERS COMPENSATION

<i>Investments</i>	<i>Cost</i>	<i>Market</i>	<i>Ratio</i>	<i>Interest Rate</i>
Beginning of period	450,686.88	450,686.88	100.00%	0.05%
Deposits	0.00			
Withdrawals	826.00			
Interest accrued	19.37			
End of Period	449,880.25	449,880.25	100.00%	0.05%

This report is in compliance with the investment strategies as approved by the Public Funds Investment Act




Investment Officer

**EDWARD JONES
PORTFOLIO SUMMARY
ACTIVITY FOR MONTH ENDING
April 30, 2015**

MARILYN MERRITT WILSON TRUST

<i>Investments</i>	<i>Cost</i>	<i>Market</i>	<i>Original Value</i>	<i>Ratio</i>	<i>Combined Interest Rate</i>
Beginning of period	473,383.60	473,383.60	435,931.44	100.00%	0.00%
Assets added			30,254.70		
Assets added	52.82		52.82		
Deposits-Interest	668.90		18,117.05		
Charges	0.00				
Change in Value YTD	7,733.10		(2,517.59)		
End of Period	481,838.42	481,838.42	481,838.42	100.00%	0.00%

This report is in compliance with the investment strategies as approved by the Public Funds Investment Act




 Investment Officer

**EDWARD JONES
PORTFOLIO SUMMARY
ACTIVITY FOR MONTH ENDING
April 30, 2015**

DAN PEACOCK TRUST

<i>Investments</i>	<i>Cost</i>	<i>Market</i>	<i>Original Value</i>	<i>Ratio</i>	<i>Combined Interest Rate</i>
Beginning of period	16,286.05	16,286.05	16,094.29	100.00%	0.00%
Deposits-Interest	0.01		366.92		
Charges	0.00				
Change in Value YTD	237.88		62.73		
End of Period	16,523.94	16,523.94	16,523.94	100.00%	0.00%

This report is in compliance with the investment strategies as approved by the
Public Funds Investment Act



Investment Officer

EDWARD JONES
PORTFOLIO SUMMARY
ACTIVITY FOR MONTH ENDING
April 30, 2015

G. W. ENGLISH TRUST

<i>Investments</i>	<i>Cost</i>	<i>Market</i>	<i>Original Value</i>	<i>Ratio</i>	<i>Combined Interest Rate</i>
Beginning of period	239,475.72	239,475.72	235,708.14	100.00%	0.00%
Deposits-Interest	96.68		8,841.39		
Charges	0.00				
Change in Value YTD	3,909.87		(1,067.26)		
End of Period	243,482.27	243,482.27	243,482.27	100.00%	0.00%

This report is in compliance with the investment strategies as approved by the Public Funds Investment Act



Investment Officer

**MINEOLA COMMUNITY BANK
 PORTFOLIO SUMMARY
 ACTIVITY FOR MONTH ENDING
 April 30, 2015**

JUDGE TRUST

<i>Investments</i>	<i>Cost</i>	<i>Market</i>	<i>Ratio</i>	<i>Interest Rate</i>
Beginning of period				
CD	18,000.00	18,000.00	100.00%	0.60%
CD	24,329.52	24,329.52	100.00%	0.60%
CD	26,814.59	26,814.59	100.00%	0.60%
SAVINGS ACCT	2,525.33	2,525.33	100.00%	0.25%
Deposits	137.83			
Withdrawals	0.00			
Quarterly Interest	0.00			
End of Period	2,663.16	2,663.16		
CD	18,000.00	18,000.00	100.00%	0.60%
CD	24,329.52	24,329.52	100.00%	0.60%
CD	26,814.59	26,814.59	100.00%	0.60%
SAVINGS ACCT	2,663.16	2,663.16	100.00%	0.25%

This report is in compliance with the investment strategies as approved by the Public Funds Investment Act




 Investment Officer

PORTFOLIO SUMMARY
ACTIVITY FOR MONTH ENDING
April 30, 2015

CERTIFICATE OF DEPOSIT/SAVINGS

<i>Investments</i>	<i>Cost</i>	<i>Market</i>	<i>Ratio</i>	<i>Interest Rate</i>
Beginning of period	8,270,912.36	8,270,912.36	100.00%	
Deposits	402,342.51			
Withdrawals	825,000.00			
End of period	7,848,254.87	7,848,254.87		
Interest Accrued	3,273.30			
End of Period				
Bank Texas				
CD # 8025567	265,360.02	265,360.02	100.00%	0.60%
Bank Texas				
CD # 8025872	1,065,286.04	1,065,286.04	100.00%	1.00%
First National Bank-Gilmer in Mineola				
CD # 1005229	241,408.62	241,408.62	100.00%	0.61%
Mineola Community				
CD # 01-00542339-9	160,180.07	160,180.07	100.00%	0.60%
Capital One				
Savings #3830656862	5,911,779.21	5,911,779.21	100.00%	0.40%
City National Bank				
CD #10305497	204,240.91	204,240.91	100.00%	0.60%

This report is in compliance with the investment strategies as approved by the Public Funds Investment Act




 Investment Officer

**CAPITAL ONE BANK
PORTFOLIO SUMMARY
ACTIVITY FOR MONTH ENDING
April 30, 2015**

WOOD COUNTY SPECIAL EDUCATION SHARED SERVICES ARRANGEMENT

<i>Investments</i>	<i>Cost</i>	<i>Market</i>	<i>Ratio</i>	<i>Interest Rate</i>
Beginning of period	858,168.61	858,168.61	100.00%	0.30%
Deposits	0.00			
Withdrawals	50,000.00			
Interest accrued	205.87			
End of Period	808,374.48	808,374.48	100.00%	0.30%

This report is in compliance with the investment strategies as approved by the Public Funds Investment Act



Investment Officer

**TEXPOOL
PORTFOLIO SUMMARY
ACTIVITY FOR MONTH ENDING
April 30, 2015**

WOOD COUNTY SPECIAL EDUCATION SHARED SERVICES ARRANGEMENT

<i>Investments</i>	<i>Cost</i>	<i>Market</i>	<i>Ratio</i>	<i>Interest Rate</i>
Beginning of period	15,396.72	15,396.72	100.00%	0.05%
Deposits	0.00			
Withdrawals	0.00			
Interest accrued	0.60			
End of Period	15,397.32	15,397.32	100.00%	0.05%

This report is in compliance with the investment strategies as approved by the Public Funds Investment Act


Investment Officer


**TEXPOOL
PORTFOLIO SUMMARY
ACTIVITY FOR MONTH ENDING
April 30, 2015**

**WOOD COUNTY SPECIAL EDUCATION SHARED SERVICES ARRANGEMENT
WORKER'S COMPENSATION**

<i>Investments</i>	<i>Cost</i>	<i>Market</i>	<i>Ratio</i>	<i>Interest Rate</i>
Beginning of period	3,020.43	3,020.43	100.00%	0.05%
Deposits	0.00			
Withdrawals	2,500.85			
Interest accrued	0.00			
End of Period	519.58	519.58	100.00%	0.05%

This report is in compliance with the investment strategies as approved by the Public Funds Investment Act

Investment Officer



BANK: 01 LOCAL MAINTENANCE

CHECK TYPE	CHECK NUMBER	CHECK DATE	CHECK AMOUNT	REMITTED TO
OFFC	64907	4-02-2015	52.82	9890 EDWARD JONES - <i>GAME OFFICIAL</i>
OFFC	64908	4-06-2015	400.00	8904 TERRY MCGONAGILL - <i>DRAMA</i>
SYST	64909	4-17-2015	172.08	6085 ACE HARDWARE - <i>MAINTENANCE</i>
SYST	64910	4-17-2015	48.49	3815 ADVENTURES IN LEARNING - <i>2ND G</i>
SYST	64911	4-17-2015	246.84	3549 AT&T - <i>PHONE LINE</i>
SYST	64912	4-17-2015	4,680.00	6791 ATHLETIC SUPPLY - <i>OFF-SEASON</i>
SYST	64913	4-17-2015	89.20	10161 AUSTIN COOPER - <i>GAME OFFICIAL</i>
SYST	64914	4-17-2015	665.97	9394 AUSTIN MAC REPAIR - <i>NO REPAIR</i>
SYST	64915	4-17-2015	3,495.00	8429 AVID CENTER - <i>REGISTRATION</i>
SYST	64916	4-17-2015	2,205.00	9143 B & B ATHLETIC SUPPLY - <i>TRACK</i>
SYST	64917	4-17-2015	2,426.02	1467 BAXTER SALES COMPANY, INC. - <i>MAINTENANCE</i>
SYST	64918	4-17-2015	346.00	3149 BUDGET BUSINESS SYSTEMS - <i>NO OFFICE, ADM REPAIR</i>
SYST	64919	4-17-2015	228.90	1033 CADE'S BUILDING MATERIALS, INC. - <i>MAINT, VO AG</i>
SYST	64920	4-17-2015	35.00	9498 CHICKEN EXPRESS - <i>ATHLETIC</i>
SYST	64921	4-17-2015	90.09	9674 CHRIS BRANNAN - <i>REIMBURSE</i>
SYST	64922	4-17-2015	80.44	9789 CHUCK ALLEN - <i>GAME OFFICIAL</i>
SYST	64923	4-17-2015	376.00	8226 CICI'S PIZZA #719 - <i>BAND</i>
SYST	64924	4-17-2015	408.00	9844 CICI'S PIZZA - <i>BAND</i>
SYST	64925	4-17-2015	339.00	7834 CLAY EWELL EDUCATIONAL SERVICES - <i>VO AG</i>
SYST	64926	4-17-2015	50.00	9813 COLORADO SERUM COMPANY - <i>NO SCIENCE</i>
SYST	64927	4-17-2015	65.00	954 DAIRY QUEEN - <i>ATHLETIC</i>
SYST	64928	4-17-2015	224.40	557 DEALERS ELECTRICAL SUPPLY CO. - <i>MAINTENANCE</i>
SYST	64929	4-17-2015	168.00	7914 DEATON'S COMMUNICATIONS LLC - <i>TRANSPORTATION</i>
SYST	64930	4-17-2015	224.80	855 DISCOUNT MAGAZINE SUBSCRIPTION SERV - <i>MS LIBRARY</i>
SYST	64931	4-17-2015	72.85	8362 DREW COLE - <i>GAME OFFICIAL</i>
SYST	64932	4-17-2015	2,383.74	8444 DUKO OIL CO, INC - <i>TRANSPORTATION</i>
SYST	64933	4-17-2015	44.00	563 EAST TEXAS ALARM, INC. - <i>MAINTENANCE</i>
SYST	64934	4-17-2015	185.09	2170 FLATT STATIONERS, INC. - <i>ES OFFICE</i>
SYST	64935	4-17-2015	372.34	7703 G&K SERVICES - <i>MAINT, CUSTODIAL, TRANSPORTATION</i>
SYST	64936	4-17-2015	20.24	920 GLEN DOSSETT - <i>REIMBURSE</i>
SYST	64937	4-17-2015	15.00	581 GOGGANS TIRE SERVICE - <i>TRANSPORTATION</i>
SYST	64938	4-17-2015	2,259.55	7809 GRADUATE SALES LIMITED - <i>GRADUATION, LETTER JACKETS</i>
SYST	64939	4-17-2015	8.47	4548 GRAINGER - <i>MAINTENANCE</i>
SYST	64940	4-17-2015	155.00	5402 HARDY COOK & HARDY, PC - <i>SCHOOL ATTY</i>
SYST	64941	4-17-2015	540.00	8075 HARMONY HIGH SCHOOL - <i>GOLF</i>
SYST	64942	4-17-2015	6,723.00	6327 HERRINGTON HEAT & AC - <i>NO GYM UNIT, REPAIR</i>
SYST	64943	4-17-2015	3,411.00	4267 HOMETOWN TROPHY & AWARD, INC. - <i>TRACK AWARD</i>
SYST	64944	4-17-2015	107.04	9537 JEFF JENKINS - <i>GAME OFFICIAL</i>
SYST	64945	4-17-2015	75.35	3618 JOE W WHITE - <i>GAME OFFICIAL</i>
SYST	64946	4-17-2015	601.13	2438 JOHN ABBOTT - <i>REIMBURSE</i>
SYST	64947	4-17-2015	228.86	616 KIRBY RESTAURANT SUPPLY - <i>MAINTENANCE</i>
SYST	64948	4-17-2015	150.60	1526 LAKESHORE LEARNING MATERIALS - <i>2ND G, KINDERGARTEN</i>
SYST	64949	4-17-2015	6,566.56	7035 LEGO DACT & PITSCO, LLC - <i>Ed Robotics</i>
SYST	64950	4-17-2015	490.90	1201 LINDALE ISD - <i>FIELD RENT</i>
SYST	64951	4-17-2015	100.00	4302 LISA ALLEN - <i>REIMBURSE</i>
SYST	64952	4-17-2015	44.40	681 LONG FEED & SEED - <i>NO SCIENCE</i>
SYST	64953	4-17-2015	55.00	6280 LONGHORN FORD - <i>TRANSPORTATION</i>
SYST	64954	4-17-2015	1,941.29	2686 LOWE'S - <i>PS/MS OFFICE, MAINTENANCE</i>

BANK: 01 LOCAL MAINTENANCE

CHECK TYPE	CHECK NUMBER	CHECK DATE	CHECK AMOUNT	REMITTED TO
SYST	64955	4-17-2015	98.43	6468 MATHESON TRI-GAS, INC. - <i>VO Ag</i>
SYST	64956	4-17-2015	88.56	9509 MIKE LANGFORD - <i>GAME OFFICIAL</i>
SYST	64957	4-17-2015	258.36	1457 MINEOLA AUTO SUPPLY - <i>Auto MECHANICS</i>
SYST	64958	4-17-2015	567.00	4225 MINEOLA CIVIC CENTER, INC. - <i>School BOARD</i>
SYST	64959	4-17-2015	40.00	7861 MINEOLA HS LIBRARY - <i>VENABLE</i>
SYST	64960	4-17-2015	480.00	8076 MINEOLA ISD TAX COLLECTOR - <i>AUTO TAX PAYMT</i>
SYST	64961	4-17-2015	3,846.90	1815 MINEOLA SUPPLY COMPANY, INC. - <i>CUSTODIAL</i>
SYST	64962	4-17-2015	45.70	8672 MORPHO TRUST USA, INC - <i>FINGERPRINTING</i>
SYST	64963	4-17-2015	149.00	3202 MPRINTS PRINTING, INC - <i>MS OFFICE</i>
SYST	64964	4-17-2015	14.00	3529 MR D'S 10 MINUTE OIL CHANGE - <i>TRANSPORTATION</i>
SYST	64965	4-17-2015	150.00	1039 MT VERNON ISD - <i>DRAMA</i>
SYST	64966	4-17-2015	9.64	8155 MUNICIPAL SERVICES BUREAU - <i>Toll chg</i>
SYST	64967	4-17-2015	20.24	921 NELDA SHIPP - <i>REIMBURSE</i>
SYST	64968	4-17-2015	92.93	5487 NORCOSTCO - <i>DRAMA</i>
SYST	64969	4-17-2015	5.74	8156 NORTH TEXAS TOLLWAY AUTHORITY - <i>Toll chg</i>
SYST	64970	4-17-2015	447.78	8110 O'REILLY AUTO PARTS - <i>TRANSPORTATION</i>
SYST	64971	4-17-2015	247.89	683 PENDER'S MUSIC COMPANY - <i>BAND</i>
SYST	64972	4-17-2015	2,298.91	5531 PERDUE, BRANDON, FIELDER, COLLINS & - <i>Del TAX AUTH MAR</i>
SYST	64973	4-17-2015	250.00	8080 PIZZA HUT OF TEXAS TEXAS - <i>BAND</i>
SYST	64974	4-17-2015	60.90	685 PRICE INTERNATIONAL, INC - <i>TRANSPORTATION</i>
SYST	64975	4-17-2015	380.64	701 QUILL CORPORATION - <i>TECH Supply</i>
SYST	64976	4-17-2015	137.72	7841 RANDY HONEA - <i>GAME OFFICIAL</i>
SYST	64977	4-17-2015	279.05	7548 REALLY GOOD STUFF, INC - <i>2ND G, KINDERGARTEN</i>
SYST	64978	4-17-2015	200.00	1365 REGION VII EDUCATION SERVICE CENTER - <i>Dudley Palmer, Redding, Foster</i>
SYST	64979	4-17-2015	777.00	5370 REPUBLIC SERVICES - <i>TRASH PICK-UP</i>
SYST	64980	4-17-2015	120.08	8855 RON DANIELS - <i>GAME OFFICIAL</i>
SYST	64981	4-17-2015	50.00	5550 RONALD BLALOCK - <i>GAME OFFICIAL</i>
SYST	64982	4-17-2015	100.20	6989 RONALD GREER - <i>GAME OFFICIAL</i>
SYST	64983	4-17-2015	1,920.83	8442 RUSH BUS CENTERS - <i>TRANSPORTATION</i>
SYST	64984	4-17-2015	104.85	3785 SAFETY-KLEEN SYSTEMS, INC - <i>TRANSPORTATION</i>
SYST	64985	4-17-2015	476.92	724 SCHOOL SPECIALTY, INC. - <i>5th G, KINDERGARTEN, MS SCIENCE, 2nd G</i>
SYST	64986	4-17-2015	1,375.00	7397 SHIFFLER EQUIPMENT SALES, INC - <i>MAINTENANCE</i>
SYST	64987	4-17-2015	1,742.20	8475 SOUTHERN TIRE MART, LLC - <i>TRANSPORTATION</i>
SYST	64988	4-17-2015	272.42	9711 SOUTHWEST SOLUTIONS - <i>MAINTENANCE</i>
SYST	64989	4-17-2015	1,199.32	2013 STORY-WRIGHT INC. - <i>SAC, ADMIN, PS OFFICE</i>
SYST	64990	4-17-2015	195.00	6883 SUBWAY - <i>Athletics</i>
SYST	64991	4-17-2015	720.00	8909 TASTE OF ITALY - <i>TOP TEN BANQUET</i>
SYST	64992	4-17-2015	14,663.10	5035 TATUM MUSIC CO, INC - <i>MS BAND INSTRUMENTS</i>
SYST	64993	4-17-2015	1,920.60	5749 THE TERMINIX INTERNATIONAL COMPANY - <i>LYR DEPT CONTROL</i>
SYST	64994	4-17-2015	12.00	774 TEXAS DEPT OF PUBLIC SAFETY - <i>CRIMINAL HISTORY</i>
SYST	64995	4-17-2015	352.50	6792 UNIVERSITY OF TEXAS AT AUSTIN - <i>STATE WIL BAND, CHOIR</i>
SYST	64996	4-17-2015	200.00	807 VISUAL TECHNIQUES, INC. - <i>PS OFFICE</i>
SYST	64997	4-17-2015	1,597.34	822 WAL-MART STORES TEXAS, LLC - <i>MS Robotics, Admin, Athletics, MS SCIENCE,</i>
SYST	64998	4-17-2015	31.46	7417 WALDEN POWER EQUIPMENT - <i>MAINTENANCE</i> <i>ES Robotics, Admin</i>
SYST	64999	4-17-2015	468.00	10153 WHATABURGER - <i>BAND</i>
SYST	65000	4-17-2015	2,927.50	2827 WILLIAMS SPORTING GOODS - <i>TRACK</i>
SYST	65001	4-17-2015	90.00	8972 WING DINGERS - <i>Athletics</i>
SYST	65002	4-17-2015	42,409.81	837 WOOD COUNTY SPECIAL EDUCATION SSA - <i>monthly Sp Ed Coop</i>

BANK: 01 LOCAL MAINTENANCE

CHECK TYPE	CHECK NUMBER	CHECK DATE	CHECK AMOUNT	REMITTED TO
SYST	65003	4-17-2015	108.00	2019 WOODY'S - <i>MAINTENANCE</i>
OFFC	65005*	4-21-2015	237.87	10163 QUALITY INN - <i>VO AG</i>
SYST	65006	4-30-2015	16,626.90	745 AEP SOUTHWESTERN ELECTRIC POWER - <i>ELECTRIC</i>
SYST	65007	4-30-2015	18.26	3533 AT&T LONG DISTANCE - <i>long distance</i>
SYST	65008	4-30-2015	300.00	5054 ATSSB - <i>HS-MS BAND</i>
SYST	65009	4-30-2015	100.00	10164 AUDREY KLEIN - <i>TRACK STARTER</i>
SYST	65010	4-30-2015	94.44	5467 BOB GREEN - <i>GAME OFFICIAL</i>
SYST	65011	4-30-2015	28.00	9135 CARLA TAYLOR - <i>REIMBURSE</i>
SYST	65012	4-30-2015	351.80	1329 CHEVRON - <i>VO AG JUMP ROPE, JOURNALISM</i>
SYST	65013	4-30-2015	102.00	9936 CICI'A PIZZA - <i>ATHLETIC</i>
SYST	65014	4-30-2015	2,377.87	549 CITY OF MINEOLA - <i>WATER</i>
SYST	65015	4-30-2015	254.11	5938 CLASSROOMDIRECT - <i>MS SCIENCE</i>
SYST	65016	4-30-2015	2,415.00	4447 CYNERGY TECHNOLOGY BY COMPUTERLAND - <i>HARDWARE SUPPORT</i>
SYST	65017	4-30-2015	86.36	1139 DEMCO, INC. - <i>ES LIBRARY</i>
SYST	65018	4-30-2015	430.72	2170 FLATT STATIONERS, INC. - <i>ES OFFICE, COUNSELOR</i>
SYST	65019	4-30-2015	518.20	1141 FOLLETT SCHOOL SOLUTIONS INC - <i>HS, MS LIBRARY</i>
SYST	65020	4-30-2015	108.67	920 GLEN DOSSETT - <i>REIMBURSE</i>
SYST	65021	4-30-2015	117.63	8905 GOLDEN CHICK - <i>ATHLETIC</i>
SYST	65022	4-30-2015	602.00	8580 GRAND SALINE SPORTS BOOSTERS - <i>TRACK MEAL</i>
SYST	65023	4-30-2015	150.00	10167 HANK TIPPS - <i>TRACK STARTER</i>
SYST	65024	4-30-2015	329.08	4267 HOMETOWN TROPHY & AWARD, INC. - <i>TEACHER OF YEAR, Superintendent</i>
SYST	65025	4-30-2015	111.15	8933 INSECT LORE - <i>PRE-K</i>
SYST	65026	4-30-2015	225.00	9655 INTERQUEST DETECTION CANINES - <i>HS, MS Drug dogs</i>
SYST	65027	4-30-2015	119.64	8921 JODY JUVERA - <i>GAME OFFICIAL</i>
SYST	65028	4-30-2015	158.23	7650 JOHN TALLEY - <i>REIMBURSE</i>
SYST	65029	4-30-2015	133.35	1526 LAKESHORE LEARNING MATERIALS - <i>ES SPED</i>
SYST	65030	4-30-2015	54.20	9928 LAUREN BAIN - <i>REIMBURSE</i>
SYST	65031	4-30-2015	971.62	10176 LERNER PUBLISHING GROUP - <i>HS LIBRARY</i>
SYST	65032	4-30-2015	450.00	8473 LINDALE HIGH SCHOOL - <i>TRACK MEAL</i>
SYST	65033	4-30-2015	15.00	7538 MINEOLA COMMUNITY BANK - <i>TAX OFFICE</i>
SYST	65034	4-30-2015	58.65	634 MINEOLA HIGH SCHOOL - <i>FCCLA - UIL</i>
SYST	65035	4-30-2015	19,881.61	8076 MINEOLA ISD TAX COLLECTOR - <i>AUTO TAX PYMTs</i>
SYST	65036	4-30-2015	1,700.00	1726 MINEOLA PIPE & STEEL - <i>VO AG ADDON</i>
SYST	65037	4-30-2015	428.74	7732 MTS PUBLICATIONS - <i>ES SA ED</i>
SYST	65038	4-30-2015	349.05	672 NASCO - <i>HS MATH</i>
SYST	65039	4-30-2015	26.50	921 NELDA SHIPP - <i>REIMBURSE</i>
SYST	65040	4-30-2015	92.97	10150 NEWMARK LEARNING - <i>ES OFFICE</i>
SYST	65041	4-30-2015	4.61	8156 NORTH TEXAS TOLLWAY AUTHORITY - <i>Toll ckg</i>
SYST	65042	4-30-2015	142.26	1714 PATTY HAWKINS - <i>REIMBURSE</i>
SYST	65043	4-30-2015	212.00	10166 PEACH TREE GOLF CLUB - <i>GOLF</i>
SYST	65044	4-30-2015	449.25	2324 PRECISION BUSINESS MACHINES, INC. - <i>MS OFFICE</i>
SYST	65045	4-30-2015	281.95	701 QUILL CORPORATION - <i>HS SCIENCE</i>
SYST	65046	4-30-2015	91.50	9906 RHEAGAN PENN - <i>REIMBURSE</i>
SYST	65047	4-30-2015	150.00	10165 ROBERT G KLEIN - <i>TRACK STARTER</i>
SYST	65048	4-30-2015	121.85	3785 SAFETY-KLEEN SYSTEMS, INC - <i>AUTO MECHANICS</i>
SYST	65049	4-30-2015	459.00	6920 SALEM PRESS - <i>HS LIBRARY</i>
SYST	65050	4-30-2015	710.03	5356 SAM'S CLUB DIRECT - <i>HS COUNSELOR, HS TESTING</i>
SYST	65051	4-30-2015	242.00	4555 SCHOLASTIC INC - <i>32G</i>

BANK: 01 LOCAL MAINTENANCE

CHECK TYPE	CHECK NUMBER	CHECK DATE	CHECK AMOUNT	R E M I T T E D TO
SYST	65052	4-30-2015	308.26	724 SCHOOL SPECIALTY, INC. - <i>KINDERGARTEN</i>
SYST	65053	4-30-2015	715.50	2013 STORY-WRIGHT INC. - <i>PS OFFICE, HS MATH, Adm, Ed OFFICE</i>
SYST	65054	4-30-2015	85.00	6883 SUBWAY - <i>ATHLETIC</i>
SYST	65055	4-30-2015	385.07	7168 SUDDENLINK COMMUNICATIONS - <i>PHONE LINE</i>
SYST	65056	4-30-2015	52.00	7929 T-MAC - <i>ATHLETIC</i>
SYST	65057	4-30-2015	3.00	774 TEXAS DEPT OF PUBLIC SAFETY - <i>CRIMINAL HISTORY</i>
SYST	65058	4-30-2015	45.00	5420 TEXAS DEPT OF LICENSING & REGULATIO - <i>TAX OFFICE</i>
SYST	65059	4-30-2015	381.48	2388 THE LIBRARY STORE, INC - <i>MS LIBRARY</i>
SYST	65060	4-30-2015	17.56	9615 TOTE UNLIMITED - <i>HS BAND</i>
SYST	65061	4-30-2015	250.00	7733 VAN ISD - <i>REFUND</i>
SYST	65062	4-30-2015	42.09	8425 VERIZON - <i>CELL PHONE</i>
SYST	65063	4-30-2015	752.64	822 WAL-MART STORES TEXAS, LLC - <i>MS testing, Home Eco, Reception</i>
OFFC	650074*	4-20-2015	2,279.72	571 CENTERPOINT ENERGY RESOURCES CORP. - <i>GAS MS Science, 2 NG</i>

BANK 01 TOTALS		NO CHECKS	CHECK AMOUNTS
SYSTEM CHECKS		153	182,907.96
OFFICE CHECKS		4	2,970.41
VOID CHECKS		0	0.00
		-----	-----
		157	185,878.37