



Monthly Financial Reports


April 2024



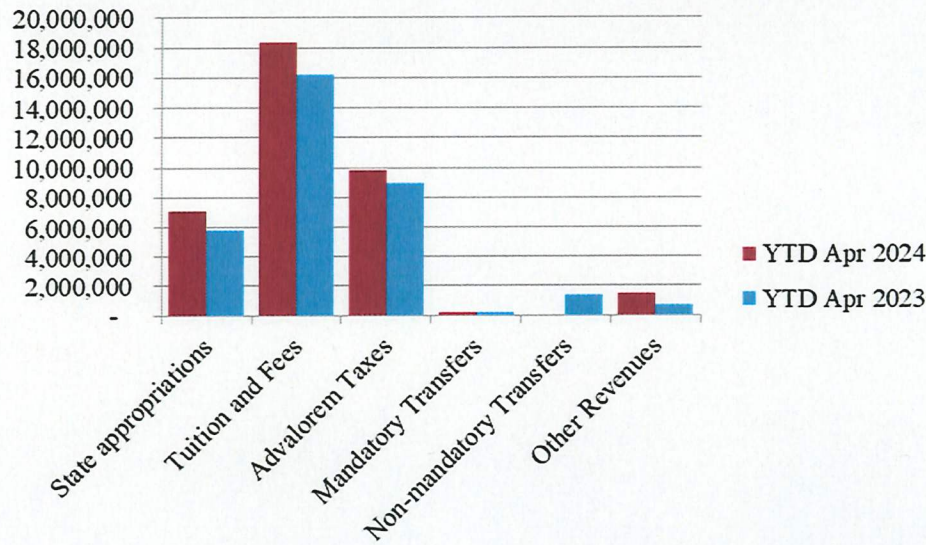
Revenue & Expenditure Summary

	FISCAL 2024				FISCAL 2023			% OF PRIOR YR ACTUAL
	Current Month	Y-T-D ACTUAL	Budget	% of Budget	Y-T-D ACTUAL	Budget	% of Budget	
Fund 1000								
Revenues:								
State appropriations	\$ -	\$ 7,064,367	\$ 9,305,255	75.92%	\$ 5,783,630	\$ 9,305,255	62.15%	122%
Tuition and Fees	1,314,792	18,340,727	20,749,657	88.39%	16,164,609	19,078,257	84.73%	113%
Advalorem Taxes	124,570	9,797,436	9,976,525	98.20%	8,948,186	8,756,525	102.19%	109%
Mandatory Transfers	197,382	197,382	956,147	20.64%	192,274	1,350,273	14.24%	103%
Non-mandatory Transfers	-	-	2,866,754	0.00%	1,369,620	3,167,379	43.24%	0%
Other Revenues	91,175	1,503,216	1,058,393	142.03%	718,807	684,968	104.94%	209%
Total Revenues	1,727,918	36,903,128	44,912,731	82.17%	33,177,127	42,342,657	78.35%	111%
Expenditures:								
Salaries	1,764,457	13,849,043	22,806,173	60.72%	13,613,546	22,925,956	59.38%	102%
Employee Benefits	492,920	3,198,513	6,148,161	52.02%	3,081,545	6,045,646	50.97%	104%
Capital Expenditures	89,595	901,351	2,896,302	31.12%	209,302	1,815,499	11.53%	431%
Mandatory Transfers	-	-	-	-	368,930	367,800	100.31%	0%
Non-mandatory Transfers	-	-	-	-	-	-	-	0%
Other Expenditures	1,246,655	7,199,602	13,062,095	55.12%	6,600,766	11,187,756	59.00%	109%
Total expenditures	3,593,627	25,148,510	44,912,731	55.99%	23,874,089	42,342,657	56.38%	105%
Net increase/ (decrease) in net assets	\$ (1,865,709)	\$ 11,754,618			\$ 9,303,038			
Less Outstanding encumbrances		(5,016,306)			(2,666,315)			
Net increase less encumbrances		\$ 6,738,312			\$ 6,636,723			

* Note: Net student receivables in the amount of \$ 3,225,086.38 are currently outstanding. Tuition and fees are subject to collection in future periods.




Year to Date Revenues

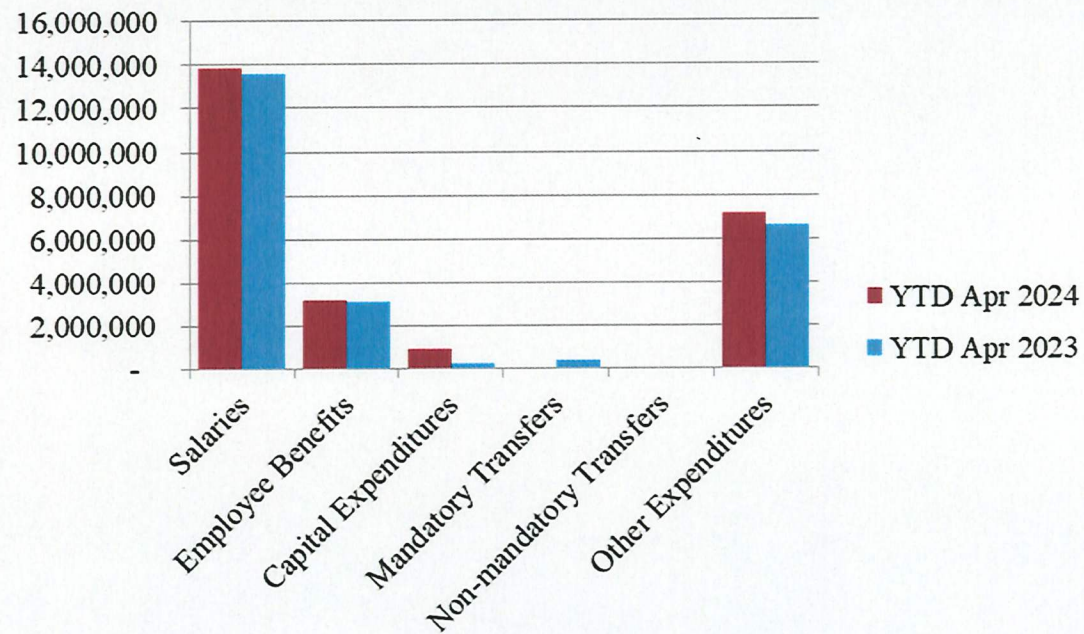



-Tuition & fees include increase in technology fee for Spring & Summer terms of \$540k

-Increase in interest rates has provided \$193k in additional other revenue

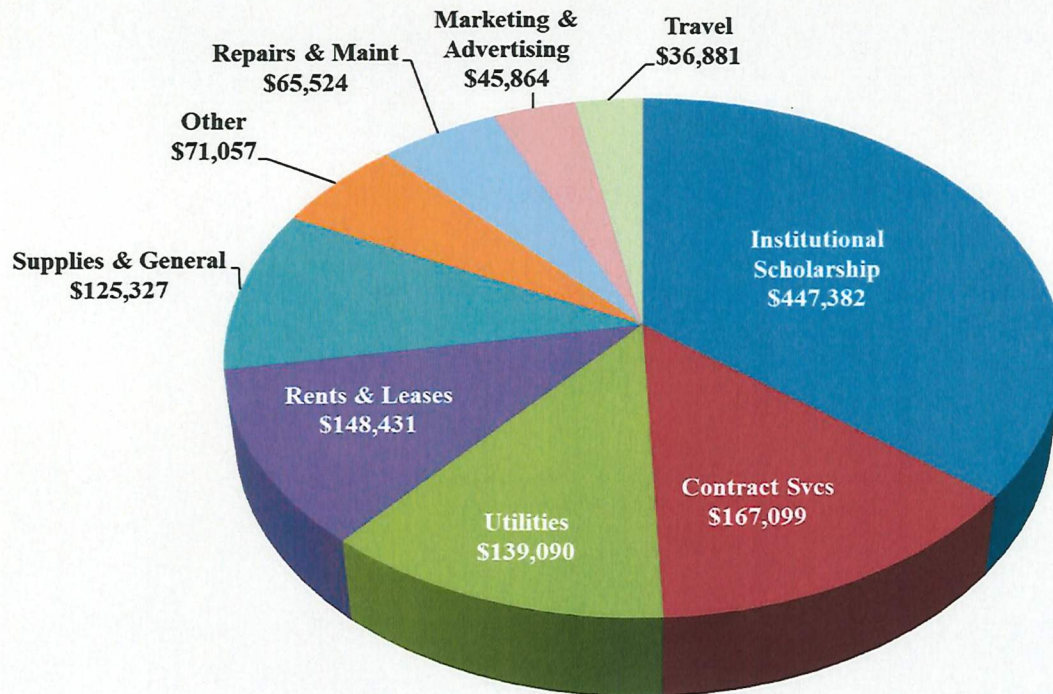


Year to Date Expenses






Other Expenses for April




- Institutional Scholarship-
 - TX Public Education Grant (TPEG) funding for FY24, \$197k
 - WCJC Institutional scholarships, \$250k
- Contract services includes \$62k for Ellucian Banner 9 Saas implementation

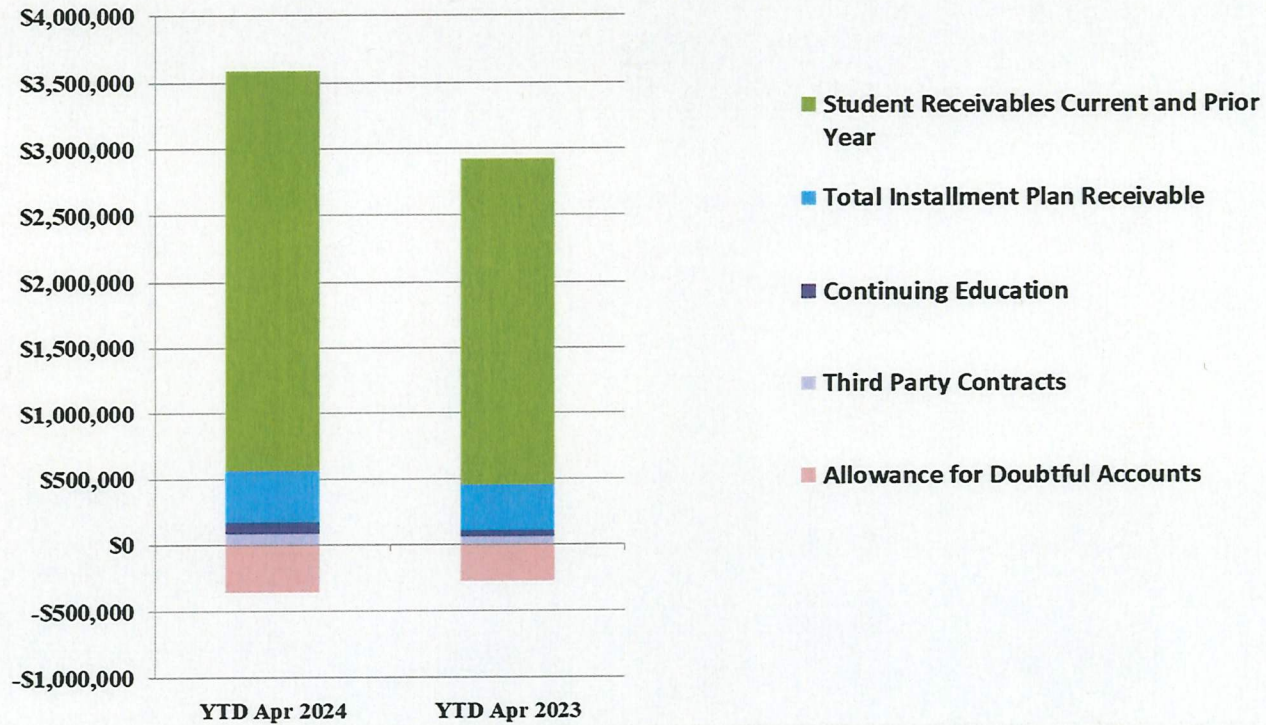


Analysis of Student Receivable Outstanding As of April 30, 2024

	2024	2023
Student Receivables Current and Prior Yr.	\$ 3,019,963.98	\$ 2,471,839.92
Installment Plan Receivable Due Fall Semester	\$ 81,350.37	\$ 95,664.25
Installment Plan Receivable Due Spring Semester	168,056.80	141,736.42
Installment Plan Receivable Summer I & II	28,398.67	30,687.60
Installment Plan Receivable Prior Years	115,427.21	75,429.48
Total Installment Plan Receivable	<u>\$ 393,233.05</u>	<u>\$ 343,517.75</u>
Third Party Contracts Receivable	\$ 81,159.94	\$ 59,322.00
Continuing Education Receivable	92,769.35	49,000.00
Allowance for Doubtful Accounts	(362,039.94)	(282,148.53)
Net Accounts Receivable	<u>\$ 3,225,086.38</u>	<u>\$ 2,641,531.14</u>



AR by Category



COMBINED BALANCE SHEET

(Funds included: GOVERNMENTAL FUND TYPES)

Governmental Fund Types

	Auxiliary Enterprise	Current Unrestricted	Restricted Funds	Current Year 2024	Prior Year 2023
ASSETS and OTHER DEBITS:					
ASSETS:					
Cash	-30,812	1,479,824	224,797	1,673,810	3,051,430
Cash Investments	976,565	26,854,100	1,029,774	28,860,440	23,957,346
Accounts Receivable	28,056	3,229,086	5,681	3,262,823	2,702,202
Taxes Receivable		525,114	--	525,114	502,589
Local, St & Fed Agency Receivable		--	426,522	426,522	421,946
Deposits		--	--	--	--
Due From Other Funds		300,000	7,485	307,485	1,288,602
Prepaid Expense		5,061	--	5,061	--
Property, Plant & Equipment		--	--	--	--
Deferred Outflows		10,547,526	--	10,547,526	9,340,694
TOTAL ASSETS AND OTHER DEBITS:	973,809	42,940,712	1,694,259	45,608,780	41,264,809
Liabilities, equity and other credits					
LIABILITIES:					
Accounts Payable	5,800	460,458	17	466,274	267,185
Employee Benefits Payable	615	186,438	--	187,052	267,305
Payroll Taxes Payable		-6,784	--	-6,784	194
Accrued Liabilities		--	--	--	--
Deferred Revenue		1,623,673	530,803	2,154,476	1,688,890
Long Term Debt		--	--	--	--
Net Pension Liability		8,848,857	--	8,848,857	4,103,835
Net OPEB Liability		25,815,864	--	25,815,864	32,567,646
Lease/SBITA Liab - Long Term		--	--	--	--
Deposits Payable	73,352	11,878	--	85,230	80,230
Due To Other Funds		7,485	300,000	307,485	1,135,357
Scholarships-Designated Donations		--	-487,094	-487,094	4,600
Scholarships-Non-designated		--	1,112,007	1,112,007	833,605
Donatio					
Deferred Inflows		13,091,737	--	13,091,737	9,710,668
TOTAL LIABILITIES:	79,767	50,039,605	1,455,732	51,575,105	50,659,515
EQUITY AND OTHER CREDITS:					
Control Accounts		--	--	--	--
Fund Balances		--	--	--	--
Prior Year Fund Balance		-19,868,364	--	-19,868,364	-19,313,888
Endowment Fund-Original		--	--	--	--
Endowment Fund-Income		--	--	--	--

Wharton County Junior College
 Combined Balance Sheet--All Fund Types and Account Groups
 30-Apr-2024
 (With comparative totals for 30-Apr-2023)
 (amounts expressed in dollars)

Governmental Fund Types

	Auxiliary Enterprise	Current Unrestricted	Restricted Funds	Current Year 2024	Prior Year 2023
<hr/>					
EQUITY AND OTHER CREDITS:					
FB Professional Development		--	--		
FB Salary Equity		--	--		
FB Capital Equipment		--	--		
FB Investment Gain And Loss		--	--		
Fund Balance Receivables		--	--	-	-
Reserved-Undesignated		--	--		
FBTC Operating Fund Balance		--	--		
Plant Fund Balance		--	--		
Bond Fund Balance		--	--		
Scholarship		--	--		
Fund Balance-Rounding Diff		--	--	-	-
Fund Balances:					
Reserve for Encumbrance	47,896	5,016,306	269,677	5,333,879	3,248,443
Fund Balance	846,146	7,753,165	-31,150	8,568,160	6,670,740
Reserve For Operations		--	--		
TOTAL EQUITY AND OTHER CREDITS:	894,042	-7,098,894	238,527	-5,966,325	-9,394,706
<hr/>					
TOTAL LIABILITIES, EQUITY AND OTHER CREDITS:	973,809	42,940,712	1,694,259	45,608,780	41,264,809
<hr/>					
=====					

Proprietary Fund Types

	Agency Funds	Current Year 2024	Prior Year 2023
ASSETS and OTHER DEBITS:			
ASSETS:			
Cash	66,544	66,544	75,213
Cash Investments	172,855	172,855	163,982
Accounts Receivable	-	-	-
Taxes Receivable			
Local, St & Fed Agency Receivable			
Deposits			
Due From Other Funds			
Prepaid Expense			
Property, Plant & Equipment			
Deferred Outflows			
TOTAL ASSETS AND OTHER DEBITS:	239,400	239,400	239,195
Liabilities, equity and other credits			
LIABILITIES:			
Accounts Payable			
Employee Benefits Payable	-	-	-
Payroll Taxes Payable			
Accrued Liabilities			
Deferred Revenue			
Long Term Debt			
Net Pension Liability			
Net OPEB Liability			
Lease/SBITA Liab - Long Term			
Deposits Payable	233,145	233,145	234,860
Due To Other Funds			
Scholarships-Designated Donations			
Scholarships-Non-designated			
Donatio			
Deferred Inflows			
TOTAL LIABILITIES:	233,145	233,145	234,860
EQUITY AND OTHER CREDITS:			
Control Accounts	6,255	6,255	4,335
Fund Balances			
Prior Year Fund Balance			
Endowment Fund-Original			
Endowment Fund-Income			

Proprietary Fund Types

Agency Funds	Current Year 2024	Prior Year 2023
<hr/>		
EQUITY AND OTHER CREDITS:		
FB Professional Development		
FB Salary Equity		
FB Capital Equipment		
FB Investment Gain And Loss		
Fund Balance Receivables		
Reserved-Undesignated		
FBTC Operating Fund Balance		
Plant Fund Balance		
Bond Fund Balance		
Scholarship		
Fund Balance-Rounding Diff		
Fund Balances:		
Reserve for Encumbrance		
Fund Balance		
Reserve For Operations		
TOTAL EQUITY AND OTHER CREDITS:	6,255	4,335
TOTAL LIABILITIES, EQUITY AND OTHER CREDITS:	239,400	239,195
	=====	=====

Wharton County Junior College
 Combined Balance Sheet--All Fund Types and Account Groups
 30-Apr-2024
 (With comparative totals for 30-Apr-2023)
 (amounts expressed in dollars)

Fiduciary Fund Types

	Endowment Funds	Quasi Endowment Fund	Current Year 2024	Prior Year 2023
ASSETS and OTHER DEBITS:				
ASSETS:				
Cash	33,842	--	33,842	248,073
Cash Investments	13,240,824	--	13,240,824	12,205,430
Accounts Receivable	4,802	--	4,802	3,860
Taxes Receivable	--	--	--	--
Local, St & Fed Agency Receivable	--	--	--	--
Deposits	--	--	--	--
Due From Other Funds	--	--	--	--
Prepaid Expense	--	--	--	--
Property, Plant & Equipment	--	--	--	--
Deferred Outflows	--	--	--	--
TOTAL ASSETS AND OTHER DEBITS:	13,279,468		13,279,468	12,457,363
Liabilities, equity and other credits				
LIABILITIES:				
Accounts Payable	--	--	--	--
Employee Benefits Payable	--	--	--	--
Payroll Taxes Payable	--	--	--	--
Accrued Liabilities	--	--	--	--
Deferred Revenue	--	--	--	--
Long Term Debt	--	--	--	--
Net Pension Liability	--	--	--	--
Net OPEB Liability	--	--	--	--
Lease/SBITA Liab - Long Term	--	--	--	--
Deposits Payable	--	--	--	--
Due To Other Funds	--	--	--	153,245
Scholarships-Designated Donations	--	--	--	--
Scholarships-Non-designated	--	--	--	--
Donatio	--	--	--	--
Deferred Inflows	--	--	--	--
TOTAL LIABILITIES:				153,245
EQUITY AND OTHER CREDITS:				
Control Accounts	--	--	--	--
Fund Balances	--	--	--	--
Prior Year Fund Balance	--	--	--	--
Endowment Fund-Original	--	--	--	--
Endowment Fund-Income	--	--	--	--

Wharton County Junior College
 Combined Balance Sheet--All Fund Types and Account Groups
 30-Apr-2024
 (With comparative totals for 30-Apr-2023)
 (amounts expressed in dollars)

Fiduciary Fund Types

	Endowment Funds	Quasi Endowment Fund	Current Year 2024	Prior Year 2023
<hr/>				
EQUITY AND OTHER CREDITS:				
FB Professional Development		--		
FB Salary Equity		--		
FB Capital Equipment		--		
FB Investment Gain And Loss		--		
Fund Balance Receivables		--		
Reserved-Undesignated		--		
FBTC Operating Fund Balance		--		
Plant Fund Balance		--		
Bond Fund Balance		--		
Scholarship		--		
Fund Balance-Rounding Diff		--		
Fund Balances:				
Reserve for Encumbrance		--		
Fund Balance	13,279,468	--	13,279,468	12,304,118
Reserve For Operations		--		
TOTAL EQUITY AND OTHER CREDITS:	<hr/> 13,279,468	<hr/>	<hr/> 13,279,468	<hr/> 12,304,118
TOTAL LIABILITIES, EQUITY AND OTHER CREDITS:	<hr/> 13,279,468	<hr/>	<hr/> 13,279,468	<hr/> 12,457,363
	=====	=====	=====	=====

Account Groups

	Debt Retirement Bond Fund	Investment in Plant Fund	Repair and Replacement	Unexpended Plant Fund	Current Year 2024	Prior Year 2023
ASSETS and OTHER DEBITS:						
ASSETS:						
Cash	239	--	7,141,890	-7,003,278	138,851	50,554
Cash Investments	418,217	--	--	11,469,178	11,887,395	9,444,391
Accounts Receivable	--	--	--	3,904	3,904	9,154
Taxes Receivable	--	--	--	--	--	--
Local, St & Fed Agency Receivable	--	--	--	--	--	--
Deposits	--	--	--	--	--	--
Due From Other Funds	--	--	--	--	--	--
Prepaid Expense	--	--	--	--	--	--
Property, Plant & Equipment	--	46,538,065	--	--	46,538,065	46,586,127
Deferred Outflows	--	--	--	--	--	--
TOTAL ASSETS AND OTHER DEBITS:	418,456	46,538,065	7,141,890	4,469,804	58,568,215	56,090,226
Liabilities, equity and other credits						
LIABILITIES:						
Accounts Payable	--	--	--	--	--	--
Employee Benefits Payable	--	--	--	--	--	--
Payroll Taxes Payable	--	--	--	--	--	--
Accrued Liabilities	--	1,622,299	--	--	1,622,299	1,339,512
Deferred Revenue	--	--	--	--	--	--
Long Term Debt	--	--	--	--	--	365,584
Net Pension Liability	--	--	--	--	--	--
Net OPEB Liability	--	--	--	--	--	--
Lease/SBITA Liab - Long Term	--	7,798,442	--	--	7,798,442	8,988,334
Deposits Payable	--	--	--	--	--	--
Due To Other Funds	--	--	--	--	--	--
Scholarships-Designated Donations	--	--	--	--	--	--
Scholarships-Non-designated	--	--	--	--	--	--
Donatio	--	--	--	--	--	--
Deferred Inflows	--	--	--	--	--	--
TOTAL LIABILITIES:		9,420,741			9,420,741	10,693,430
EQUITY AND OTHER CREDITS:						
Control Accounts	--	--	--	--	--	--
Fund Balances	--	--	--	--	--	--
Prior Year Fund Balance	--	--	--	--	--	--
Endowment Fund-Original	--	--	--	--	--	--
Endowment Fund-Income	--	--	--	--	--	--

Account Groups

	Debt Retirement Bond Fund	Investment in Plant Fund	Repair and Replacement	Unexpended Plant Fund	Current Year 2024	Prior Year 2023
EQUITY AND OTHER CREDITS:						
FB Professional Development		--	--	--		
FB Salary Equity		--	--	--		
FB Capital Equipment		40,149,630	--	--	40,149,630	37,521,848
FB Investment Gain And Loss		--	--	--		
Fund Balance Receivables		--	--	--		
Reserved-Undesignated		--	--	--		
FBTC Operating Fund Balance		--	--	--		
Plant Fund Balance		--	--	--		
Bond Fund Balance		--	--	--		
Scholarship		--	--	--		
Fund Balance-Rounding Diff		--	--	--		
Fund Balances:						
Reserve for Encumbrance		--	--	--		2,464
Fund Balance	418,456	-1,284,835	6,457,673	3,406,551	8,997,844	7,872,485
Reserve For Operations		--	--	--		
TOTAL EQUITY AND OTHER CREDITS:	418,456	38,864,795	6,457,673	3,406,551	49,147,474	45,396,797
TOTAL LIABILITIES,	418,456	48,285,535	6,457,673	3,406,551	58,568,215	56,090,226
EQUITY AND OTHER CREDITS:						

Memorandum Only

	Current Year 2024	Prior Year 2023
ASSETS and OTHER DEBITS:		
ASSETS:		
Cash	1,913,047	3,425,270
Cash Investments	54,161,514	45,771,149
Accounts Receivable	3,271,529	2,715,216
Taxes Receivable	525,114	502,589
Local, St & Fed Agency Receivable	426,522	421,946
Deposits		
Due From Other Funds	307,485	1,288,602
Prepaid Expense	5,061	
Property, Plant & Equipment	46,538,065	46,586,127
Deferred Outflows	10,547,526	9,340,694
TOTAL ASSETS AND OTHER DEBITS:	117,695,863	110,051,593
Liabilities, equity and other credits		
LIABILITIES:		
Accounts Payable	466,274	267,185
Employee Benefits Payable	187,052	267,305
Payroll Taxes Payable	-6,784	194
Accrued Liabilities	1,622,299	1,339,512
Deferred Revenue	2,154,476	1,688,890
Long Term Debt		365,584
Net Pension Liability	8,848,857	4,103,835
Net OPEB Liability	25,815,864	32,567,646
Lease/SBITA Liab - Long Term	7,798,442	8,988,334
Deposits Payable	318,375	315,090
Due To Other Funds	307,485	1,288,602
Scholarships-Designated Donations	-487,094	4,600
Scholarships-Non-designated	1,112,007	833,605
Donatio		
Deferred Inflows	13,091,737	9,710,668
TOTAL LIABILITIES:	61,228,990	61,741,050
EQUITY AND OTHER CREDITS:		
Control Accounts	6,255	4,335
Fund Balances		
Prior Year Fund Balance	-19,868,364	-19,313,888
Endowment Fund-Original		
Endowment Fund-Income		
FB Professional Development		
FB Salary Equity		
FB Capital Equipment	40,149,630	37,521,848
FB Investment Gain And Loss		

Wharton County Junior College
 Combined Balance Sheet--All Fund Types and Account Groups
 30-Apr-2024
 (With comparative totals for 30-Apr-2023)
 (amounts expressed in dollars)

Memorandum Only

	Current Year 2024	Prior Year 2023
Fund Balance Receivables	-	-
Reserved-Undesignated		
FBTC Operating Fund Balance		
Plant Fund Balance		
Bond Fund Balance		
Scholarship		
Fund Balance-Rounding Diff	-	-
Fund Balances:		
Reserve for Encumbrance	5,333,879	3,250,907
Fund Balance	30,845,473	26,847,342
Reserve For Operations		
TOTAL EQUITY AND OTHER CREDITS:	56,466,873	48,310,544
TOTAL LIABILITIES, EQUITY AND OTHER CREDITS:	117,695,863	110,051,593