



# UNITED INDEPENDENT SCHOOL DISTRICT INFORMATIONAL ITEM

**TOPIC:** 2014-2015 Performance Based Monitoring Analysis System (PBMAS) Staging Report

**SUBMITTED BY:** Emma Leza, Executive Director for Instructional Accountability

**OF:** Curriculum & Instruction Department

**APPROVED FOR TRANSMITTAL TO SCHOOL BOARD:** \_\_\_\_\_

**DATE ASSIGNED FOR BOARD CONSIDERATION:** November 18, 2015


## INFORMATIONAL REPORT:

Report the Staging Information for the Performance Based Monitoring Analysis System released on October 23, 2015.

# 2014 – 2015 PBMAS - STAGING

---

Released through TEASE  
October 23, 2015  
Presented to Instructional Committee  
November 10, 2015

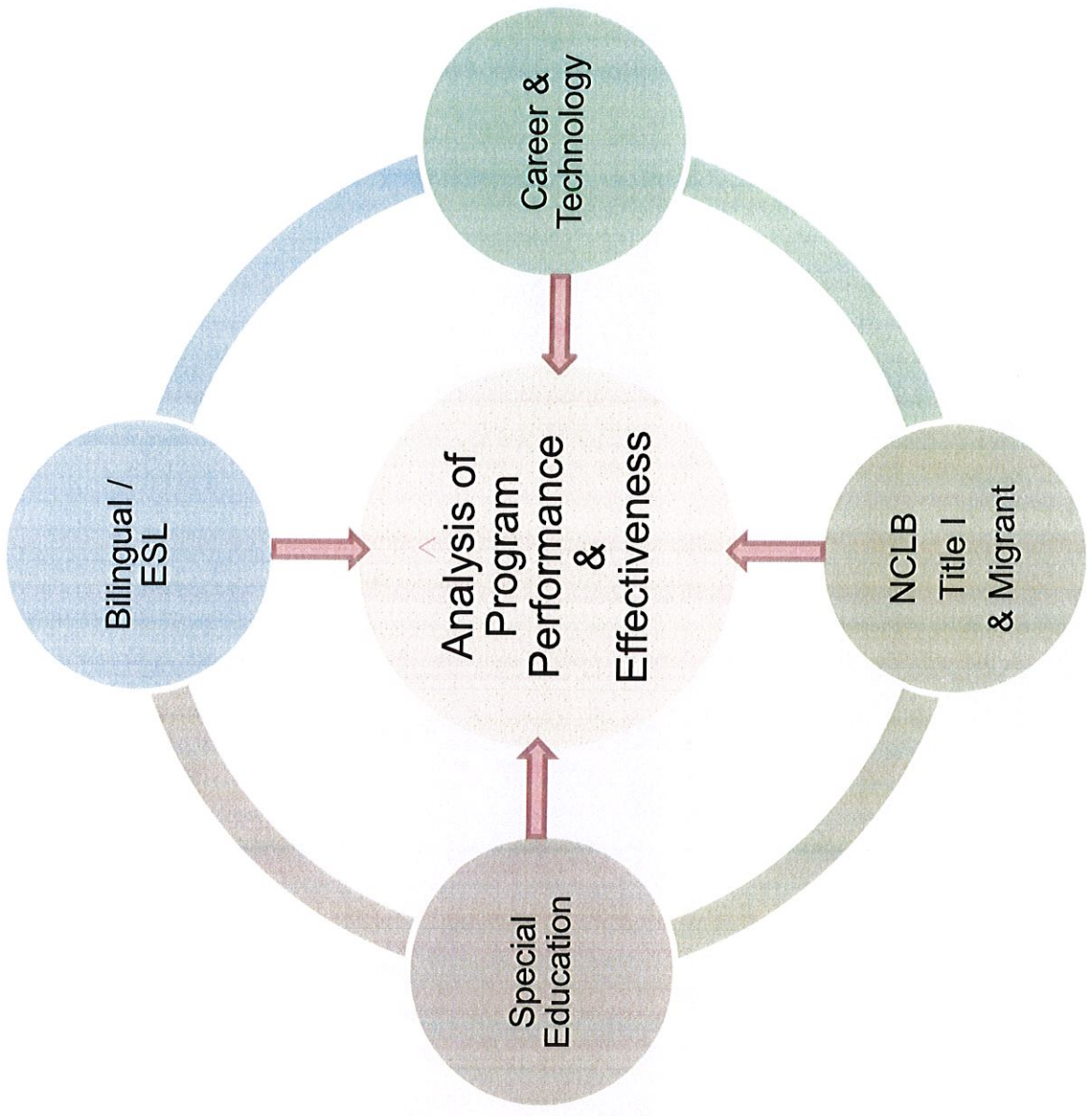


**A Tradition of Excellence**  
SINCE 1961

## Performance Based Monitoring Analysis System (PBMAS)

- PBMAS is a district-level, data-driven analysis system developed and implemented annually since 2004 by the Performance-Based Monitoring (PBM) Division of the Texas Education Agency (TEA) in coordination with other agency divisions and departments.
- 2012 marks the first year STAAR results were used to evaluate each program in the PBM system.
- PBMAS indicators are designed to reflect critical areas of student performance, program effectiveness and data integrity.

# Performance Based Monitoring Analysis System



# PBMAS Staging History – STAAR Results



## UISD Intervention Profile

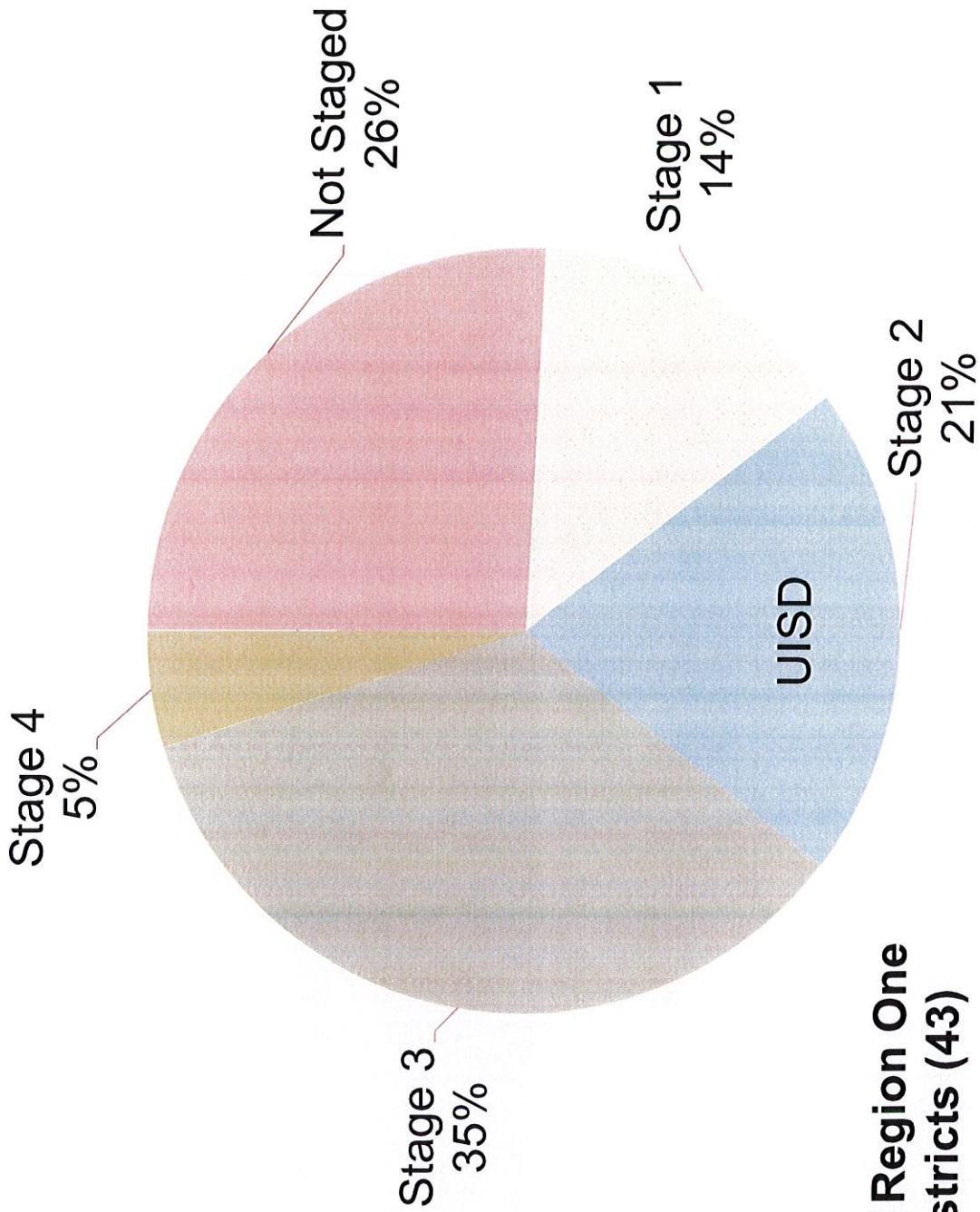
Intervention	2015		2014		2013		2012	
	Stage	Type	Stage	Type	Stage	Type	Stage	Type
Bilingual Education/ESL	2		3		3		2	
Career & Technology Education	NA		NA	PVI Post Visit Interventions	1		4	
No Child Left Behind / Migrant	NA	Desk Review	NA		2	On Site	NA	Year After On Site
Special Education	3		SE 3 & RF 3		RF 3		1	

2015 PBMAS Report Released: August 2015

2015 PBMAS Staging Information Released: October 2015

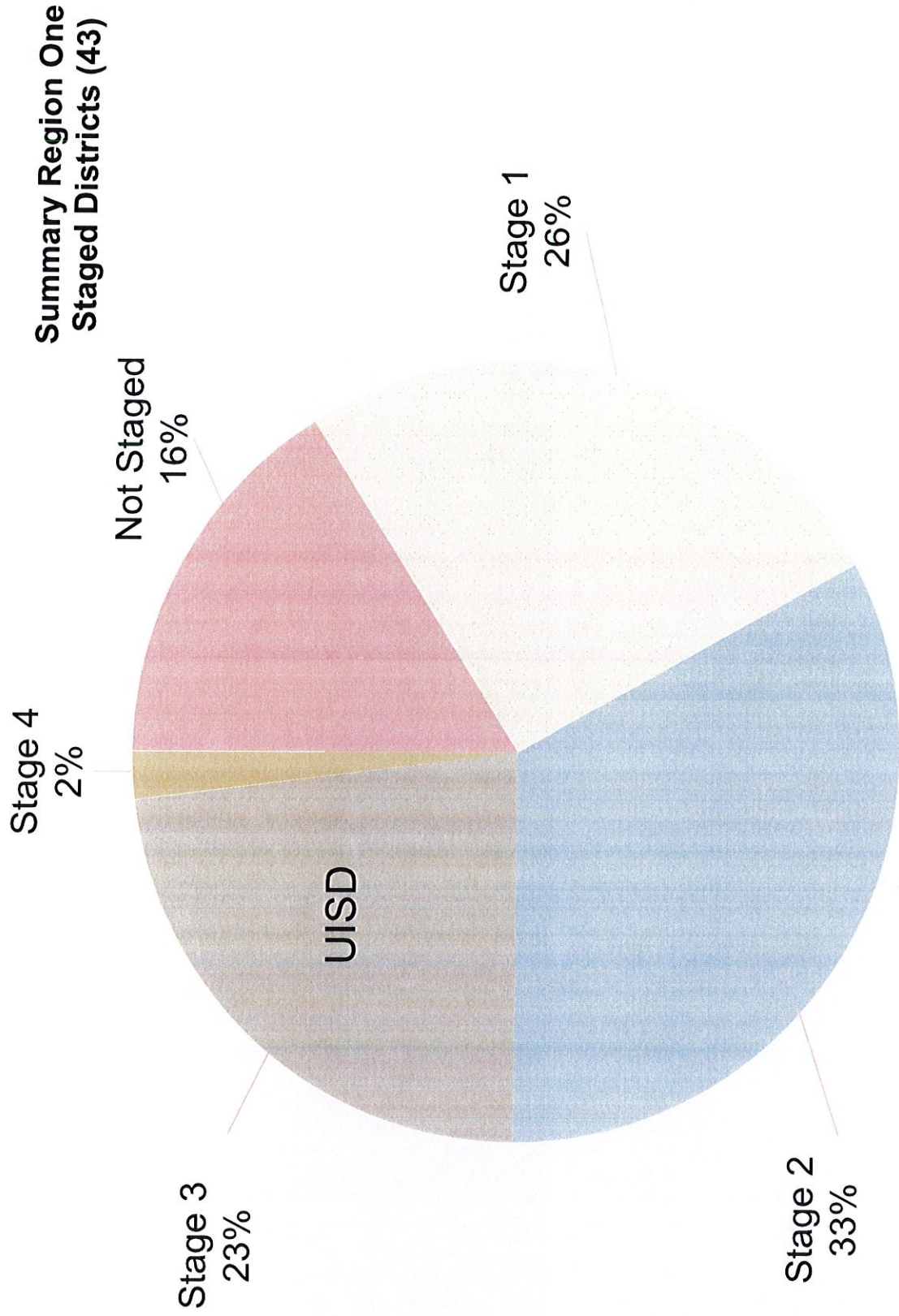
Source: TEA Secured Environment (TEASE) Division of Program Monitoring and Intervention  
 19 Texas Administrative Code (TAC) § 97.1071  
 Spring 2012 marks the first year STAAR Assessment Results are used for PBMAS

# Region One Districts by Stage – Bilingual / ESL



**Summary of Region One  
Staged Districts (43)**

# Region One Districts by Stage – Special Education



# Performance Level Comparison

## District – Region – State

Program Description	UIDS				Region One				State						
	0	1	2	3	4	0	1	2	3	4	0	1	2	3	4
Bilingual / ESL	8	5	4	4		7	5	5	6		7	5	6	5	
CTE	9	2	1	0	0	9	1	2	0	0	8	3	0	1	0
NCLB / Migrant	10	4	1	0		9	3	3	1		7	5	3	1	
Special Education	0	5	0	6	2	1	5	2	4	1	3	4	2	4	0
<b>Total</b>	<b>27</b>	<b>16</b>	<b>6</b>	<b>10</b>	<b>2</b>	<b>26</b>	<b>14</b>	<b>12</b>	<b>11</b>	<b>1</b>	<b>25</b>	<b>17</b>	<b>11</b>	<b>11</b>	<b>0</b>



## PBM Requirements

1. Establish a District Leadership Team (DLT) to review data and develop a Targeted Improvement Plan (TIP).
  1. DLT meeting took place 10-29-2015
  2. District TIP is being revised and finalized
2. Submit TIP by due date (in November)
3. Implement and Monitor interventions noted on TIP
4. Review end of year performance and program data to evaluate interventions from the TIP.

# UISD Accountability Snapshot

PIF Indexes	Distinction Designations	State System Safeguards	Community & Student Engagement	PBMAS
38 Met			Overall District Recognized	CTE & NCLB - N/A
1 IR	103 Campus Earned	91 %	Campus Level 17 - Exemplary 21 - Recognized 1 - Acceptable	BIL/ESL - 2 SE - 3

# Curriculum and Instruction Contacts

## District and Program Contact Information

Melissa Y. Cruz – District School Improvement  
Emma Leza – District Instructional Accountability

Bilingual & ESL - Carmen Pompa

Career & Technology – Dr. Alicia Carrillo

No Child Left Behind – Dr. Alicia Carrillo, Elia Juarez and Veronica Burgoa  
Special Education – Cynthia Ramirez, Guadalupe Perez and Jaime Garza

David H. Gonzalez – Associate Superintendent for C&I

