



**CCCCD  
INVESTMENT PORTFOLIO  
MARCH 31, 2014**


DESCRIPTION	PAR	DOLLAR PRICE	DISCOUNT	COST	PURCHASE DATE	MATURITY DATE	TERM	YIELD	BOOK VALUE	MARKET
<b>OPERATING FUNDS</b>										
TEXPOOL	105,707,352	1.00000	0	105,707,352				0.03%	105,707,352	105,707,352
TEXSTAR	15,460,455	1.00000	0	15,460,455				0.04%	15,460,455	15,460,455
FNMA	10,000,000	0.99935	6,467	9,993,533	12/12/13	06/24/14	194	0.12%	9,997,167	9,999,300
FNMA	10,000,000	0.99935	6,467	9,993,533	12/12/13	06/24/14	194	0.12%	9,997,167	9,999,300
FHLB	10,000,000	0.99960	4,022	9,995,978	1/16/14	07/16/14	181	0.08%	9,997,622	9,998,820
B OF A CD	10,000,000	1.00000	0	10,000,000	2/18/14	08/18/14	181	0.13%	10,000,000	10,000,000
<b>TOTAL</b>	<b>161,167,807</b>		<b>16,956</b>	<b>161,150,851</b>					<b>161,159,763</b>	<b>161,165,227</b>
<b>BUILDING FUNDS</b>										
TEXPOOL	79,423,684	1.00000	0	79,423,684				0.03%	79,423,684	79,423,684
TEXSTAR	21,870,960	1.00000	0	21,870,960				0.04%	21,870,960	21,870,960
<b>TOTAL</b>	<b>101,294,644</b>		<b>0</b>	<b>101,294,644</b>					<b>101,294,644</b>	<b>101,294,644</b>
<b>GO DEBT SERVICE FUNDS</b>										
TEXPOOL	5,888,830	1.00000	0	5,888,830				0.03%	5,888,830	5,888,830
<b>TOTAL</b>	<b>5,888,830</b>		<b>0</b>	<b>5,888,830</b>					<b>5,888,830</b>	<b>5,888,830</b>
<b>TOTAL CCCC</b>	<b>268,351,281</b>		<b>16,956</b>	<b>268,334,325</b>					<b>268,343,237</b>	<b>268,348,701</b>

Benchmark: 3 Month U.S. Treasury Bill .05% 3/1/14  
 Benchmark: 3 Month U.S. Treasury Bill .05% 3/31/14

All investments have been made in accordance with the Texas Public Funds Investment Act.

  
 Ralph G. Hall, V.P. Administration  
 and CFO  
 District Investment Officer

  
 Julie Bradley, Associate V.P.,  
 Controller/Student Financial Services

  
 Barbara Jindra, Associate V.P.,  
 Financial Services & Reporting