

**SOUTHWEST TEXAS JUNIOR COLLEGE**  
**STATEMENT OF REVENUE AND EXPENDITURES**  
**FOR THE TEN MONTHS ENDED JUNE 30, 2013**  
**UNAUDITED**

	<u>Budgeted</u>	<u>Current Month</u>	<u>YTD</u>	<u>Budget Balance</u>	<u>Page Reference</u>
<b>Revenue</b>					
Education & General					
State Funds	\$ 7,909,433.00	\$ 668,369.29	\$ 6,496,340.45	\$ 1,413,092.55	2
Federal Funds	2,134,260.00	182,092.26	1,881,551.83	252,708.17	2
Local Funds	16,596,886.00	1,089,214.12	15,970,323.99	626,562.01	3
Sales & Services of Educ. Dept.	8,000.00	385.53	10,463.84	(2,463.84)	3
Miscellaneous	<u>1,921,353.00</u>	<u>179,498.46</u>	<u>1,624,612.16</u>	<u>296,740.84</u>	3
Total Educational & General	\$ 28,569,932.00	\$ 2,119,559.66	\$ 25,983,292.27	\$ 2,586,639.73	3
Student Aid	\$ 12,754,253.00	\$ (157,652.79)	\$ 11,287,957.91	\$ 1,466,295.09	3
Auxiliary Enterprises	<u>\$ 1,125,500.00</u>	<u>\$ 164,413.82</u>	<u>\$ 1,205,977.64</u>	<u>\$ (80,477.64)</u>	4
<b>Total Income</b>	<b><u>\$ 42,449,685.00</u></b>	<b><u>\$ 2,126,320.69</u></b>	<b><u>\$ 38,477,227.82</u></b>	<b><u>\$ 3,972,457.18</u></b>	4
<b>Expenditures</b>					
Education & General					
General Administration	\$ 1,084,925.98	\$ 102,280.21	\$ 904,052.64	\$ 180,873.34	4
Student Services and Admissions	1,569,993.09	137,324.06	1,303,212.46	266,780.63	4
General Institutional	3,053,421.69	303,360.66	2,840,110.98	213,310.71	5
Staff Benefits	3,416,961.00	265,170.14	2,881,065.51	535,895.49	6
Resident Instruction - Academic	6,506,806.06	313,483.25	5,913,973.47	592,832.59	6
Divisional Operating - Academic	681,134.69	40,688.10	452,163.16	228,971.53	7
Resident Instruction - Tech. Voc.	2,385,708.50	34,857.45	2,281,419.63	104,288.87	8
Divisional Operating - Tech. Voc.	481,575.74	34,409.57	430,350.95	51,224.79	8
Work Force Training & Development	1,219,829.00	114,685.64	991,353.58	228,475.42	9
Library and Instructional Media	549,708.79	35,341.57	474,092.09	75,616.70	9
Extension & Public Service	1,796,052.45	199,438.84	1,533,432.14	262,620.31	9
Special Items	796,993.00	65,741.73	721,135.18	75,857.82	10
Physical Plant Maintenance and Oper.	2,700,560.52	269,053.45	2,391,451.91	309,108.61	10
Debt Service	847,472.94	-	827,944.60	19,528.34	10
Extension Center Facilities	<u>957,691.37</u>	<u>83,243.00</u>	<u>819,646.59</u>	<u>138,044.78</u>	10
Total Educational & General	\$ 28,048,834.82	\$ 1,999,077.67	\$ 24,765,404.89	\$ 3,283,429.93	10
Student Aid	\$ 13,204,253.00	\$ (156,307.04)	\$ 11,639,883.65	\$ 1,564,369.35	11
Auxiliary Enterprises	<u>\$ 1,196,597.18</u>	<u>\$ 81,142.15</u>	<u>\$ 1,187,034.54</u>	<u>\$ 9,562.64</u>	11
<b>Total Expenditures</b>	<b><u>\$ 42,449,685.00</u></b>	<b><u>\$ 1,923,912.78</u></b>	<b><u>\$ 37,592,323.08</u></b>	<b><u>\$ 4,857,361.92</u></b>	11
<b>Excess Revenue / (Expenditures)</b>	<b><u>\$ -</u></b>	<b><u>\$ 202,407.91</u></b>	<b><u>\$ 884,904.74</u></b>		
<b>Cash and Certificate of Deposit Balance</b>			<b>\$ 16,582,606.74</b>		

**SOUTHWEST TEXAS JUNIOR COLLEGE  
STATEMENT OF REVENUE AND EXPENDITURES  
FOR THE TEN MONTHS ENDED JUNE 30, 2013  
UNAUDITED**

	<u>BUDGETED</u>	<u>CURRENT MONTH</u>	<u>Y T D</u>	<u>BUDGET BALANCE</u>
<b><u>INCOME</u></b>				
<b>Education &amp; General Income:</b>				
State Funds:				
State Appropriations - Academic	4,495,573.00	374,636.91	3,746,369.10	749,203.90
State Appropriations - Tech Voc	1,926,674.00	160,558.67	1,605,586.70	321,087.30
State Health Insurance	893,961.00	41,822.99	418,229.90	475,731.10
State Retirement Matching	438,418.00	64,371.82	496,478.59	(58,060.59)
State Contracts:				
TDJC - Hondo	-	-	45,749.75	(45,749.75)
Adult Basic Education	122,602.00	23,202.71	93,399.36	29,202.64
TANF	32,205.00	62.23	29,562.12	2,642.88
Integrated Career Awareness	-	943.97	10,600.20	(10,600.20)
ABE Innovation Grant	-	2,089.49	2,089.49	(2,089.49)
Nursing At Risk	-	680.50	48,275.24	(48,275.24)
Total State Funds	<u>7,909,433.00</u>	<u>668,369.29</u>	<u>6,496,340.45</u>	<u>1,413,092.55</u>
Federal Funds:				
ABE - TANF	62,130.00	7,439.61	53,973.29	8,156.71
Adult Basic Education	646,017.00	48,845.61	561,669.21	84,347.79
ABE - In Service	-	352.17	13,695.88	(13,695.88)
ABE - Civics	102,000.00	10,054.65	94,929.19	7,070.81
Student Support Services	300,923.00	28,847.53	241,122.78	59,800.22
Educational Opportunity Center	226,197.00	24,524.92	206,920.85	19,276.15
Upward Bound	-	-	49,070.38	(49,070.38)
Title V	550,041.00	47,189.41	442,157.67	107,883.33
Carl Perkins - Technical-Vocational	246,952.00	14,838.36	218,012.58	28,939.42
Total Federal Funds	<u>2,134,260.00</u>	<u>182,092.26</u>	<u>1,881,551.83</u>	<u>252,708.17</u>

**SOUTHWEST TEXAS JUNIOR COLLEGE  
STATEMENT OF REVENUE AND EXPENDITURES  
FOR THE TEN MONTHS ENDED JUNE 30, 2013  
UNAUDITED**

	<u>BUDGETED</u>	<u>CURRENT MONTH</u>	<u>Y T D</u>	<u>BUDGET BALANCE</u>
<b>Local Funds:</b>				
Lumina Foundation	300,000.00	53,029.53	134,739.46	165,260.54
Geoforce	-	3,079.88	8,599.87	(8,599.87)
Workforce Education	1,334,967.00	172,491.00	1,464,492.15	(129,525.15)
ABE - Other	-	100.00	2,964.34	(2,964.34)
Tuition	5,954,613.00	380,720.67	5,999,554.53	(44,941.53)
Fees	7,444,306.00	456,258.68	6,872,379.89	571,926.11
Less: Tuition & Fees Discounts	(810,000.00)	(38,513.40)	(1,042,724.68)	232,724.68
Taxes	2,373,000.00	62,047.76	2,530,318.43	(157,318.43)
<b>Total Local Funds</b>	<u>16,596,886.00</u>	<u>1,089,214.12</u>	<u>15,970,323.99</u>	<u>626,562.01</u>
 Sales and Services of Educ. Depts:	 8,000.00	 385.53	 10,463.84	 (2,463.84)
 <b>Miscellaneous Income:</b>				
Sul Ross Space Rental	1,298,853.00	109,387.18	1,093,871.80	204,981.20
Sul Ross Library Service	142,200.00	11,850.00	118,500.00	23,700.00
Interest	15,000.00	5,323.05	35,491.04	(20,491.04)
Indirect Cost Recovery	90,000.00	11,128.69	108,099.57	(18,099.57)
Library	10,000.00	236.20	12,822.85	(2,822.85)
Testing	150,000.00	11,219.00	131,987.77	18,012.23
Miscellaneous	215,300.00	30,354.34	123,839.13	91,460.87
<b>Total Misc. Income</b>	<u>1,921,353.00</u>	<u>179,498.46</u>	<u>1,624,612.16</u>	<u>296,740.84</u>
 <b>Total Educational &amp; Gen'l Income</b>	 <u>28,569,932.00</u>	 <u>2,119,559.66</u>	 <u>25,983,292.27</u>	 <u>2,586,639.73</u>
 <b>Student Aid Income:</b>				
College Work Study	181,415.00	5,887.38	159,683.12	21,731.88
Pell Grant	12,000,000.00	(210,584.30)	8,106,409.91	3,893,590.09
Direct Student loan	-	33,919.00	2,288,006.00	(2,288,006.00)
Texas Grant	435,925.00	3,534.00	522,836.00	(86,911.00)
SEOG & Other Tuition Grants	136,913.00	9,591.13	211,022.88	(74,109.88)
<b>Total Student Aid Income</b>	<u>12,754,253.00</u>	<u>(157,652.79)</u>	<u>11,287,957.91</u>	<u>1,466,295.09</u>

**SOUTHWEST TEXAS JUNIOR COLLEGE  
STATEMENT OF REVENUE AND EXPENDITURES  
FOR THE TEN MONTHS ENDED JUNE 30, 2013  
UNAUDITED**

	<u>BUDGETED</u>	<u>CURRENT MONTH</u>	<u>Y T D</u>	<u>BUDGET BALANCE</u>
<b>Auxiliary Enterprise Income:</b>				
Dormitory Rentals	330,000.00	9,658.26	307,181.98	22,818.02
Bookstore Commission	120,000.00	125,000.00	200,000.00	(80,000.00)
Food Service Sales	555,000.00	12,542.21	530,921.59	24,078.41
Vending Machines	2,500.00	620.91	7,127.14	(4,627.14)
Interest	2,000.00	61.61	901.85	1,098.15
SWTNet	15,000.00	-	13,650.00	1,350.00
Daycare	100,000.00	12,387.54	134,381.36	(34,381.36)
Miscellaneous	1,000.00	4,143.29	11,813.72	(10,813.72)
<b>Total Auxiliary Enterprise Income</b>	<u>1,125,500.00</u>	<u>164,413.82</u>	<u>1,205,977.64</u>	<u>(80,477.64)</u>
<b>TOTAL INCOME</b>	<u>42,449,685.00</u>	<u>2,126,320.69</u>	<u>38,477,227.82</u>	<u>3,972,457.18</u>
<b><u>EXPENDITURES</u></b>				
<b>Educational and General Expenditures:</b>				
<b>General Administration:</b>				
Governing Board	6,500.00	600.03	4,008.02	2,491.98
Executive Direction	371,218.07	48,595.83	339,826.79	31,391.28
Quality Enhancement Plan	13,050.00	1,849.75	7,125.22	5,924.78
Business Office	694,157.91	51,234.60	553,092.61	141,065.30
<b>Total General Administration</b>	<u>1,084,925.98</u>	<u>102,280.21</u>	<u>904,052.64</u>	<u>180,873.34</u>
<b>Student Services and Admissions:</b>				
Registrar's Office	302,850.69	28,328.25	256,875.12	45,975.57
Student Services Office	91,125.60	9,889.73	74,337.95	16,787.65
Counseling	361,226.36	32,478.06	311,528.88	49,697.48
Financial Aid	404,278.73	36,420.53	339,904.98	64,373.75
Health Clinic	29,979.51	9.07	19,158.75	10,820.76
Student Activities	260,440.77	21,017.42	196,137.22	64,303.55
Student Recruitment	84,202.60	6,751.58	92,579.75	(8,377.15)
Student Support Services	32,888.83	1,128.64	9,871.72	23,017.11
Career Center	3,000.00	1,300.78	2,818.09	181.91
<b>Total Student Services and Admissions</b>	<u>1,569,993.09</u>	<u>137,324.06</u>	<u>1,303,212.46</u>	<u>266,780.63</u>

**SOUTHWEST TEXAS JUNIOR COLLEGE  
STATEMENT OF REVENUE AND EXPENDITURES  
FOR THE TEN MONTHS ENDED JUNE 30, 2013  
UNAUDITED**

	<u>BUDGETED</u>	<u>CURRENT MONTH</u>	<u>Y T D</u>	<u>BUDGET BALANCE</u>
General Institutional:				
Public Information	151,000.47	13,256.45	126,636.32	24,364.15
Dues	17,500.00	3,387.00	38,413.00	(20,913.00)
Audit	16,800.00	-	16,400.00	400.00
Catalog	10,500.00	-	-	10,500.00
Commencement	30,150.00	898.00	8,156.14	21,993.86
Legal fees	19,000.00	-	2,045.55	16,954.45
Official Functions	20,250.00	621.13	23,541.05	(3,291.05)
Bad Debt	100,000.00	8,003.00	97,383.97	2,616.03
Printing Center	125,993.31	2,085.56	131,441.71	(5,448.40)
Word Processing Center	-	-	-	-
Computer Center	627,679.74	47,462.51	520,262.88	107,416.86
Network Management	413,808.99	26,114.45	382,334.29	31,474.70
Instructional IT Support	200,561.22	22,476.94	224,959.88	(24,398.66)
Web Presence	39,580.80	4,513.26	29,636.71	9,944.09
Technology Improvements	156,000.00	-	43,815.18	112,184.82
Distance Learning	300,875.82	46,465.09	374,786.34	(73,910.52)
Central Telephone	225,199.96	30,766.28	238,675.96	(13,476.00)
Central Mail Service	3,220.00	9,748.80	26,309.68	(23,089.68)
Safety Program	5,000.00	0.48	9,006.71	(4,006.71)
Tax Appraisal Districts	110,000.00	24,424.83	126,993.72	(16,993.72)
Faculty Development	65,026.38	12,378.57	26,974.31	38,052.07
Associate VP of Institutional Advanceme	-	7,909.32	35,727.74	(35,727.74)
Institutional Research	67,885.47	8,026.46	59,987.12	7,898.35
Institutional Effectiveness	87,841.80	5,240.66	52,509.54	35,332.26
Institutional Advancement	54,786.28	3,868.70	44,233.64	10,552.64
Testing	204,286.45	25,713.17	199,879.54	4,406.91
Recycling Program	475.00	-	-	475.00
Total General Institutional	<u>3,053,421.69</u>	<u>303,360.66</u>	<u>2,840,110.98</u>	<u>213,310.71</u>

**SOUTHWEST TEXAS JUNIOR COLLEGE  
STATEMENT OF REVENUE AND EXPENDITURES  
FOR THE TEN MONTHS ENDED JUNE 30, 2013  
UNAUDITED**

	<u>BUDGETED</u>	<u>CURRENT MONTH</u>	<u>Y T D</u>	<u>BUDGET BALANCE</u>
Staff Benefits:				
Group Health Insurance	2,453,961.00	172,394.88	1,858,435.15	595,525.85
Worker's Comp. Ins.	50,000.00	4,156.75	74,667.28	(24,667.28)
Unemployment Comp.	15,000.00	-	-	15,000.00
FICA (Medicare)	260,000.00	17,907.34	215,206.11	44,793.89
State Retirement Matching	638,000.00	70,711.17	732,756.97	(94,756.97)
Total Staff Benefits	<u>3,416,961.00</u>	<u>265,170.14</u>	<u>2,881,065.51</u>	<u>535,895.49</u>
Resident Instruction - Academic:				
Faculty Salaries	3,715,669.80	-	3,748,410.38	(32,740.58)
Evening and Summer Salaries	1,722,406.45	224,959.90	1,322,217.11	400,189.34
Instructional Administration	510,555.07	46,100.71	449,288.24	61,266.83
Del Rio Center Administration	206,235.94	13,351.25	127,459.35	78,776.59
Eagle Pass Center Administration	179,044.55	15,917.44	144,936.67	34,107.88
Other Outreach Administration	172,894.25	13,153.95	121,661.72	51,232.53
Total Resident Instruction - Acad.	<u>6,506,806.06</u>	<u>313,483.25</u>	<u>5,913,973.47</u>	<u>592,832.59</u>

**SOUTHWEST TEXAS JUNIOR COLLEGE  
STATEMENT OF REVENUE AND EXPENDITURES  
FOR THE TEN MONTHS ENDED JUNE 30, 2013  
UNAUDITED**

	<u>BUDGETED</u>	<u>CURRENT MONTH</u>	<u>Y T D</u>	<u>BUDGET BALANCE</u>
Divisional Operating - Academic:				
Biology	73,848.00	2,515.19	54,658.78	19,189.22
Business Administration	13,066.00	55.62	5,025.52	8,040.48
Journalism	3,700.00	2.24	2,848.45	851.55
Developmental Programs	196,762.72	9,587.24	97,334.97	99,427.75
Physical Education	68,727.77	3,759.86	54,798.76	13,929.01
College Success Skills	4,100.00	79.33	3,082.25	1,017.75
ESL	11,015.00	763.45	7,736.27	3,278.73
Humanities	2,270.00	4.99	920.44	1,349.56
Art	9,243.00	1,683.13	10,022.18	(779.18)
Theatre	-	5.82	5.82	(5.82)
Music	8,870.00	305.78	2,331.61	6,538.39
Dance	-	-	-	-
Spanish	1,255.00	4.55	589.77	665.23
Computer Science	7,577.00	222.44	5,042.56	2,534.44
English	22,098.00	1,040.38	14,906.04	7,191.96
Philosophy	1,355.00	18.00	327.25	1,027.75
Speech	7,980.00	1,470.63	5,108.59	2,871.41
Math	20,055.00	770.01	12,045.75	8,009.25
Student Success Center	168,711.20	14,776.51	143,504.88	25,206.32
Chemistry	19,017.00	249.58	3,803.10	15,213.90
Physics	-	0.80	0.80	(0.80)
Psychology	12,776.00	924.02	9,156.14	3,619.86
History	11,530.00	517.82	7,713.00	3,817.00
Sociology	3,125.00	525.32	2,889.05	235.95
Economics	4,239.00	269.56	2,510.03	1,728.97
Leadership	1,710.00	82.42	434.96	1,275.04
Government	8,104.00	1,053.41	5,366.19	2,737.81
Total Divisional Operating - Academic	<u>681,134.69</u>	<u>40,688.10</u>	<u>452,163.16</u>	<u>228,971.53</u>

**SOUTHWEST TEXAS JUNIOR COLLEGE  
STATEMENT OF REVENUE AND EXPENDITURES  
FOR THE TEN MONTHS ENDED JUNE 30, 2013  
UNAUDITED**

	<u>BUDGETED</u>	<u>CURRENT MONTH</u>	<u>Y T D</u>	<u>BUDGET BALANCE</u>
Resident Instruction - Tech-Voc:				
Faculty Salaries	1,870,707.92	-	1,856,031.94	14,675.98
Evening and Summer Salaries	291,000.00	22,176.41	298,811.62	(7,811.62)
Instructional Administration	54,685.54	1,409.65	29,132.17	25,553.37
Tech/Voc Director	104,357.42	6,425.66	50,019.01	54,338.41
Eagle Pass Center Administration	34,240.44	2,472.77	24,923.90	9,316.54
Del Rio Center Administration	30,717.18	2,372.96	22,500.99	8,216.19
Resident Instruction - Tech-Voc	<u>2,385,708.50</u>	<u>34,857.45</u>	<u>2,281,419.63</u>	<u>104,288.87</u>
Divisional Operating - Tech-Voc:				
Teacher Preparation (AA)	2,425.00	-	794.70	1,630.30
Wildlife Management	12,100.00	225.67	10,026.26	2,073.74
Teacher Aid (AAS)	780.00	-	-	780.00
Mid-Management	11,332.00	527.35	7,308.48	4,023.52
Computer Information Systems	6,889.00	480.43	1,776.24	5,112.76
Administrative Information Technology	7,341.00	0.10	1,363.60	5,977.40
Cosmetology	29,946.00	3,556.27	25,170.78	4,775.22
Auto Mechanics	22,470.00	203.40	25,371.52	(2,901.52)
Air-Conditioning	22,510.00	634.41	23,122.39	(612.39)
Diesel Technology	17,340.00	2,090.50	18,343.22	(1,003.22)
Welding	23,620.00	1,697.41	49,501.41	(25,881.41)
Construction	5,940.00	889.11	7,682.96	(1,742.96)
Radiologic Technology	35,297.60	2,086.53	27,347.21	7,950.39
Child Development	5,436.00	419.22	3,332.04	2,103.96
Criminal Justice	4,409.95	948.01	3,705.22	704.73
Auto Body	17,675.00	94.78	18,129.56	(454.56)
A D N	81,787.01	13,650.79	52,228.54	29,558.47
Licensed Vocational Nursing	174,277.18	6,905.59	155,146.82	19,130.36
Total Divisional Operating - Tech-Voc	<u>481,575.74</u>	<u>34,409.57</u>	<u>430,350.95</u>	<u>51,224.79</u>



**SOUTHWEST TEXAS JUNIOR COLLEGE  
STATEMENT OF REVENUE AND EXPENDITURES  
FOR THE TEN MONTHS ENDED JUNE 30, 2013  
UNAUDITED**

	<u>BUDGETED</u>	<u>CURRENT MONTH</u>	<u>Y T D</u>	<u>BUDGET BALANCE</u>
Work Force Training & Development				
Work Force Ed Director	275,650.00	14,722.32	175,346.33	100,303.67
Law Enforcement Academy	188,970.00	19,396.31	166,623.88	22,346.12
Truck Driving	360,700.00	26,423.89	264,318.87	96,381.13
Emergency Medical Technician	27,600.00	3,102.00	14,673.00	12,927.00
Other Health Occupations	98,209.00	43,933.86	245,451.49	(147,242.49)
Community Education - Non-credit	53,600.00	386.25	42,541.38	11,058.62
Adult	-	55.96	1,805.45	(1,805.45)
Retailing	11,650.00	-	-	11,650.00
Computer Training	14,300.00	-	2,571.93	11,728.07
Lineman Training	108,500.00	4,887.80	23,721.18	84,778.82
Other Law Enforcement	22,300.00	135.00	29,374.69	(7,074.69)
Other WFD Courses	58,350.00	1,642.25	24,925.38	33,424.62
Total Work Force Training & Dev.	<u>1,219,829.00</u>	<u>114,685.64</u>	<u>991,353.58</u>	<u>228,475.42</u>
Library and Instructional Media:				
Uvalde	386,127.34	21,745.28	327,518.00	58,609.34
Del Rio	69,248.04	4,814.33	52,669.58	16,578.46
Eagle Pass	44,068.07	5,675.04	57,880.59	(13,812.52)
Instructional Media	50,265.34	3,106.92	36,023.92	14,241.42
Total Library and Instructional Media	<u>549,708.79</u>	<u>35,341.57</u>	<u>474,092.09</u>	<u>75,616.70</u>
Extension and Public Service:				
Adult Basic Education	964,954.00	89,956.98	847,229.05	117,724.95
Student Support Services	300,923.00	28,847.53	241,122.78	59,800.22
Upward Bound	-	-	49,070.38	(49,070.38)
Educational Opportunity Center	226,197.00	24,524.92	206,920.85	19,276.15
Lumina Foundation	300,000.00	53,029.53	134,739.46	165,260.54
Geoforce	3,978.45	3,079.88	8,599.87	(4,621.42)
TDCJ	-	-	45,749.75	(45,749.75)
Total Extension and Public Service	<u>1,796,052.45</u>	<u>199,438.84</u>	<u>1,533,432.14</u>	<u>262,620.31</u>

**SOUTHWEST TEXAS JUNIOR COLLEGE  
STATEMENT OF REVENUE AND EXPENDITURES  
FOR THE TEN MONTHS ENDED JUNE 30, 2013  
UNAUDITED**

	<u>BUDGETED</u>	<u>CURRENT MONTH</u>	<u>Y T D</u>	<u>BUDGET BALANCE</u>
Special Items:				
Carl Perkins - Basic	246,952.00	14,838.36	218,012.58	28,939.42
Integrated Career Awareness	-	943.97	10,600.20	(10,600.20)
ABE Innovation Grant	-	2,089.49	2,089.49	(2,089.49)
Nursing At Risk	-	680.50	48,275.24	(48,275.24)
Title V	550,041.00	47,189.41	442,157.67	107,883.33
Total Special Items	<u>796,993.00</u>	<u>65,741.73</u>	<u>721,135.18</u>	<u>75,857.82</u>
Physical Plant Maintenance and Op:				
General Services	198,744.72	14,553.36	159,949.33	38,795.39
Transportation	37,758.29	6,017.03	304,286.08	(266,527.79)
Campus Police	135,010.18	16,435.36	153,496.47	(18,486.29)
Building Maintenance	671,115.93	56,367.49	559,453.69	111,662.24
Custodial Services	621,392.54	47,125.96	502,060.16	119,332.38
Grounds Maintenance	158,838.86	19,201.94	108,199.91	50,638.95
Utilities	877,700.00	109,352.31	604,006.27	273,693.73
Total Physical Plant Maint. and Op.	<u>2,700,560.52</u>	<u>269,053.45</u>	<u>2,391,451.91</u>	<u>309,108.61</u>
Capital Items				
Debt Service	<u>847,472.94</u>	<u>-</u>	<u>827,944.60</u>	<u>19,528.34</u>
Extension Center Facilities:				
Uvalde and Other	1,500.00	2,145.00	26,068.59	(24,568.59)
Del Rio	465,391.37	23,598.00	221,178.00	244,213.37
Eagle Pass	490,800.00	57,500.00	572,400.00	(81,600.00)
Total Extension Center Facilities	<u>957,691.37</u>	<u>83,243.00</u>	<u>819,646.59</u>	<u>138,044.78</u>
Total Educational and General	<u>28,048,834.82</u>	<u>1,999,077.67</u>	<u>24,765,404.89</u>	<u>3,283,429.93</u>

**SOUTHWEST TEXAS JUNIOR COLLEGE  
STATEMENT OF REVENUE AND EXPENDITURES  
FOR THE TEN MONTHS ENDED JUNE 30, 2013  
UNAUDITED**

	<u>BUDGETED</u>	<u>CURRENT MONTH</u>	<u>Y T D</u>	<u>BUDGET BALANCE</u>
Student Aid:				
Department Aid Salaries	50,000.00	1,345.75	16,419.81	33,580.19
College Work Study	181,415.00	5,887.38	159,683.12	21,731.88
PELL	12,000,000.00	(210,584.30)	8,106,409.91	3,893,590.09
Direct Student loan	-	33,919.00	2,288,006.00	(2,288,006.00)
Texas Grant	435,925.00	3,534.00	522,836.00	(86,911.00)
SEOG & Other Tuition Grants	136,913.00	9,591.13	211,022.88	(74,109.88)
TPEG	400,000.00	-	335,505.93	64,494.07
Total Student Aid	<u>13,204,253.00</u>	<u>(156,307.04)</u>	<u>11,639,883.65</u>	<u>1,564,369.35</u>
Auxiliary Enterprises:				
Dormitories	197,803.07	21,997.77	223,710.01	(25,906.94)
Food Service	418,969.31	27,834.79	396,217.19	22,752.12
Bookstore	-	-	-	-
Student Center	49,228.00	3,906.99	41,428.71	7,799.29
Day Care Center	223,096.80	21,807.92	202,098.62	20,998.18
Rodeo Team	170,000.00	1,348.68	222,368.52	(52,368.52)
Livestock Operations	37,500.00	-	19,869.34	17,630.66
SWTNet	-	3,811.50	9,907.50	(9,907.50)
Staff Scholarships	100,000.00	434.50	71,434.65	28,565.35
Total Auxiliary Enterprises	<u>1,196,597.18</u>	<u>81,142.15</u>	<u>1,187,034.54</u>	<u>9,562.64</u>
 TOTAL EXPENDITURES	 <u>\$ 42,449,685.00</u>	 <u>\$ 1,923,912.78</u>	 <u>\$ 37,592,323.08</u>	 <u>\$ 4,857,361.92</u>

**SOUTHWEST TEXAS JUNIOR COLLEGE**  
**STATEMENT OF NET ASSETS - UNAUDITED**  
June 30, 2013

<b>Assets</b>		<b>Liabilities</b>	
<b>Current Assets</b>		<b>Current Liabilities</b>	
Cash and cash equivalents	\$ 6,481,475	Accounts payable	\$ 307,826
Accounts receivable, net	4,625,397	Accrued liabilities	994,990
Taxes receivable, net	297,442	Deposits	222,730
Inventories	121,573	Funds held for others	-8,242
Prepaid expenses	91,352	Deferred Revenues	321,893
<b>Total Current Assets</b>	<u>11,617,239</u>	Lease payable	302,434
		Notes payable - current	707,278
		Bonds payable - current	245,000
		<b>Total Current Liabilities</b>	<u>3,093,909</u>
<b>Noncurrent Assets</b>		<b>Noncurrent liabilities</b>	
Restricted cash and cash equivalents	10,128,764	Bonds payable	15,245,000
Endowment investments	165,029	Maintenance notes	2,500,000
Other long-term investments	45,300	<b>Total Noncurrent Liabilities</b>	<u>17,745,000</u>
Capital assets, net	17,177,284		
<b>Total Noncurrent Assets</b>	<u>27,516,377</u>	<b>Total Liabilities</b>	<u>20,838,909</u>
<b>Total Assets</b>	<u>\$ 39,133,616</u>	<b>Net Assets at 5/31/2013</b>	<u>\$ 18,294,707</u>
		<b>Net Assets at 09/01/2012</b>	17,409,802
		<b>Increase (Decrease) in Net Assets</b>	<u>\$ 884,905</u>

**SOUTHWEST TEXAS JUNIOR COLLEGE  
COMPARATIVE STATEMENT OF ACCOUNT BALANCES  
FOR YEARS ENDING 2013 AND 2012**

	<u>June 30, 2013</u>	<u>June 30, 2012</u>	<u>Difference Increase/ (Decrease)</u>
Joint	\$ 4,540,659.64	\$ 3,273,850.94	\$ 1,266,808.70
Debt Service	1,063,000.00	825,000.00	238,000.00
State Appropriated	40,335.17	29,182.14	11,153.03
Student Center & Housing	449,699.97	1,406,548.93	(956,848.96)
Restricted	208,981.84	171,075.15	37,906.69
Payroll	203,262.86	208,316.19	(5,053.33)
General	502,673.47	488,321.58	14,351.89
Bob Culp Memorial	7,268.01	7,231.98	36.03
State Grants	354,299.29	472,969.16	(118,669.87)
College Work Study	31,225.24	31,936.70	(711.46)
Financial Aid	-	-	-
DFAFS	-	-	-
<b>TOTAL CURRENT FUNDS</b>	<u>7,401,405.49</u>	<u>6,914,432.77</u>	<u>486,972.72</u>

**SOUTHWEST TEXAS JUNIOR COLLEGE  
COMPARATIVE STATEMENT OF ACCOUNT BALANCES  
FOR YEARS ENDING 2013 AND 2012**

	<u>June 30, 2013</u>	<u>June 30, 2012</u>	<u>Difference Increase/ (Decrease)</u>
Pioneer Loan	\$ 109,038.16	\$ 108,420.95	\$ 617.21
Ettie R. Garner	73,182.08	72,775.67	406.41
Will C. Miller	95,073.22	94,474.61	598.61
John N. Garner	1,542,204.03	1,771,343.00	(229,138.97)
Kathleen Luby	98,236.27	97,676.77	559.50
S. C. & H. Bond	14,803.84	5,788.02	9,015.82
Tom & Hope Witt Memorial	815,967.03	811,056.91	4,910.12
Ross Brumfield Memorial	98,464.51	97,898.94	565.57
Laura O. Bunton Memorial	60,126.96	59,780.12	346.84
CDA	13,666.72	13,597.96	68.76
San Antonio Livestock	91,356.67	90,836.00	520.67
Student Club	3,157.27	29,669.07	(26,511.80)

**SOUTHWEST TEXAS JUNIOR COLLEGE  
COMPARATIVE STATEMENT OF ACCOUNT BALANCES  
FOR YEARS ENDING 2013 AND 2012**

	<u>June 30, 2013</u>	<u>June 30, 2012</u>	<u>Difference Increase/ (Decrease)</u>
Building Fund	\$ 5,866,371.54	\$ 41,143.83	\$ 5,825,227.71
Irene Schleicher	81,220.17	80,679.55	540.62
Gilbert C. Bermea	21,401.39	21,295.22	106.17
R. Burgess	51,394.38	51,109.39	284.99
Reed B. Parr	42,769.51	42,542.10	227.41
A.C. & Lucille Mogford	<u>102,767.50</u>	<u>101,112.37</u>	<u>1,655.13</u>
TOTAL OTHER FUNDS	<u>9,181,201.25</u>	<u>3,591,200.48</u>	<u>5,590,000.77</u>
TOTAL FUNDS	<u>\$ 16,582,606.74</u>	<u>\$ 10,505,633.25</u>	<u>\$ 6,076,973.49</u>

**SOUTHWEST TEXAS JUNIOR COLLEGE  
SUMMARY OF ACCOUNT BALANCES  
JUNE 30, 2013**

	<u>CASH IN BANK</u>	<u>CERTIFICATES OF DEPOSIT</u>	<u>INVESTMENT POOL</u>	<u>TOTAL ACCOUNT BALANCE</u>
Joint	\$ 531,271.50	\$ 4,000,000.00	\$ 9,388.14	\$ 4,540,659.64
Debt Service	-	1,063,000.00	-	1,063,000.00
State Appropriated	40,335.17	-	-	40,335.17
Student Center & Housing	449,699.97	-	-	449,699.97
Restricted Funds	208,981.84	-	-	208,981.84
Payroll	203,262.86	-	-	203,262.86
General	502,673.47	-	-	502,673.47
Bob Culp Memorial	2,268.01	5,000.00	-	7,268.01
State Grants	354,299.29	-	-	354,299.29
College Work Study	31,225.24	-	-	31,225.24
DFAFS	<u>-</u>	<u>-</u>	<u>-</u>	<u>-</u>
<b>TOTAL CURRENT FUNDS</b>	<u>2,324,017.35</u>	<u>5,068,000.00</u>	<u>9,388.14</u>	<u>7,401,405.49</u>



**SOUTHWEST TEXAS JUNIOR COLLEGE  
SUMMARY OF ACCOUNT BALANCES  
JUNE 30, 2013**

	<u>CASH IN BANK</u>	<u>CERTIFICATES OF DEPOSIT</u>	<u>INVESTMENT POOL</u>	<u>TOTAL ACCOUNT BALANCE</u>
Pioneer Loan	\$ 9,038.16	\$ 100,000.00	\$ -	\$ 109,038.16
Ettie R. Garner	8,182.08	65,000.00	-	73,182.08
Will C. Miller	5,073.22	90,000.00	-	95,073.22
John N. Garner	433,704.03	1,108,500.00	-	1,542,204.03
Kathleen Luby	8,236.27	90,000.00	-	98,236.27
S. C. & H. Bond	14,803.84	-	-	14,803.84
Tom & Hope Witt Memorial	15,967.03	800,000.00	-	815,967.03
Ross Brumfield Memorial	8,464.51	90,000.00	-	98,464.51
Laura O. Bunton Memorial	5,126.96	55,000.00	-	60,126.96
CDA	3,666.72	10,000.00	-	13,666.72
San Antonio Livestock	9,356.67	82,000.00	-	91,356.67
Student Club	3,157.27	-	-	3,157.27

**SOUTHWEST TEXAS JUNIOR COLLEGE  
SUMMARY OF ACCOUNT BALANCES  
JUNE 30, 2013**

	<u>CASH IN BANK</u>	<u>CERTIFICATES OF DEPOSIT</u>	<u>INVESTMENT POOL</u>	<u>TOTAL ACCOUNT BALANCE</u>
Reed B. Parr	\$ 7,769.51	\$ 35,000.00	\$ -	\$ 42,769.51
Building Fund	1,076,371.54	4,790,000.00	-	5,866,371.54
Irene Schleicher	8,220.17	73,000.00	-	81,220.17
Gilbert C. Bermea	6,401.39	15,000.00	-	21,401.39
R. Burgess	6,394.38	45,000.00	-	51,394.38
A.C. & Lucille Mogford	<u>19,267.50</u>	<u>83,500.00</u>	<u>-</u>	<u>102,767.50</u>
TOTAL OTHER FUNDS	<u>1,649,201.25</u>	<u>7,532,000.00</u>	<u>-</u>	<u>9,181,201.25</u>
TOTAL FUNDS	<u>\$ 3,973,218.60</u>	<u>\$ 12,600,000.00</u>	<u>\$ 9,388.14</u>	<u>\$ 16,582,606.74</u>

SOUTHWEST TEXAS JUNIOR COLLEGE  
INVESTMENTS IN C.D.'S  
JUNE 30, 2013

<u>ACCOUNT</u>	<u>TERM</u>	<u>INT. RATE</u>	<u>MATURITY DATE</u>	<u>RESTRICTED</u>	<u>UNRESTRICTED</u>	<u>TOTAL AMT.</u>
<u>JOINT</u>						
200120740	1 MO.	0.30%	07/10/2013		\$500,000.00	
200120749	31 days	0.30%	07/15/2013		1,000,000.00	
200120864	1 MO.	0.30%	07/24/2013		1,000,000.00	
200120860	3 MO.	0.35%	09/20/2013		400,000.00	
200120861	6 MO.	0.45%	12/20/2013		300,000.00	
200120862	9 MO.	0.55%	03/20/2014		800,000.00	\$4,000,000.00
<u>DEBT SERVICE</u>						
200119004	12 MO.	0.55%	07/26/2013	\$640,000.00		
200119236	364 days	0.55%	08/30/2013	70,000.00		
200119527	364 days	0.55%	11/15/2013	238,000.00		
200119728	18 MO.	0.65%	06/03/2014	115,000.00		1,063,000.00
<u>AUXILIARY</u>						
					0.00	0.00
<u>ETTIE R. GARNER</u>						
200119022	12 MO.	0.55%	07/19/2013	30,000.00		
200119005	12 MO.	0.55%	07/26/2013	10,000.00		
200119372	12 MO.	0.55%	10/18/2013	25,000.00		65,000.00
<u>ROSS BRUMFIELD</u>						
200119005	12 MO.	0.55%	07/26/2013	20,000.00		
200119372	12 MO.	0.55%	10/18/2013	30,000.00		
200119924	364 days	0.55%	01/17/2014	40,000.00		90,000.00
<u>LAURA O. BUNTON</u>						
200119005	12 MO.	0.55%	07/26/2013	5,000.00		
200119528	12 MO.	0.55%	11/19/2013	40,000.00		
200119924	364 days	0.55%	01/17/2014	10,000.00		55,000.00
<u>SAN ANTONIO LIVESTOCK</u>						
200119005	12 MO.	0.55%	07/26/2013	17,000.00		
200119372	12 MO.	0.55%	10/18/2013	25,000.00		
200119924	364 days	0.55%	01/17/2014	40,000.00		82,000.00

SOUTHWEST TEXAS JUNIOR COLLEGE  
INVESTMENTS IN C.D.'S  
JUNE 30, 2013

<u>ACCOUNT</u>	<u>TERM</u>	<u>INT. RATE</u>	<u>MATURITY DATE</u>	<u>RESTRICTED</u>	<u>UNRESTRICTED</u>	<u>TOTAL AMT.</u>
<u>JOHN N. GARNER</u>						
200119130	364 days	0.55%	08/23/2013	70,000.00		
200119372	12 MO.	0.55%	10/18/2013	75,000.00		
200119528	12 MO.	0.55%	11/19/2013	372,000.00		
200119129	18 MO.	0.65%	02/25/2014	106,500.00		
200119152	18 MO.	0.65%	03/04/2014	485,000.00		1,108,500.00
<u>IRENE SCHLIECHER</u>						
200119372	12 MO.	0.55%	10/18/2013	5,000.00		
200119528	12 MO.	0.55%	11/19/2013	8,000.00		
200119322	18 MO.	0.65%	03/29/2014	60,000.00		73,000.00
<u>GILBERT C. BERMEA</u>						
200119372	12 MO.	0.55%	10/18/2013	15,000.00		15,000.00
<u>TOM &amp; HOPE WITT</u>						
200119022	12 MO.	0.55%	07/19/2013	120,000.00		
200119130	364 days	0.55%	08/23/2013	10,000.00		
200119372	12 MO.	0.55%	10/18/2013	105,000.00		
200119528	12 MO.	0.55%	11/19/2013	305,000.00		
200120018	364 days	0.55%	01/24/2014	250,000.00		
200119129	18 MO.	0.65%	02/25/2014	10,000.00		800,000.00
<u>KATHLEEN LUBY</u>						
200119005	12 MO.	0.55%	07/26/2013	75,000.00		
200119924	364 days	0.55%	01/17/2014	15,000.00		90,000.00
<u>WILL C. MILLER</u>						
200119005	12 MO.	0.55%	07/26/2013	10,000.00		
200119130	364 days	0.55%	08/23/2013	20,000.00		
200119236	364 days	0.55%	08/30/2013	60,000.00		90,000.00

SOUTHWEST TEXAS JUNIOR COLLEGE  
INVESTMENTS IN C.D.'S  
JUNE 30, 2013

<u>ACCOUNT</u>	<u>TERM</u>	<u>INT. RATE</u>	<u>MATURITY DATE</u>	<u>RESTRICTED</u>	<u>UNRESTRICTED</u>	<u>TOTAL AMT.</u>
<u>REED B. PARR</u>						
200119005	12 MO.	0.55%	07/26/2013	10,000.00		
200119372	12 MO.	0.55%	10/18/2013	25,000.00		35,000.00
<u>R. BURGESS</u>						
200119372	12 MO.	0.55%	10/18/2013	35,000.00		
200119924	364 days	0.55%	01/17/2014	10,000.00		45,000.00
<u>PIONEER FUND</u>						
200119005	12 MO.	0.55%	07/26/2013	75,000.00		
200119372	12 MO.	0.55%	10/18/2013	25,000.00		100,000.00
<u>CDA FUND</u>						
200119005	12 MO.	0.55%	07/26/2013	5,000.00		
200119372	12 MO.	0.55%	10/18/2013	5,000.00		10,000.00
<u>BUILDING FUND</u>						
200120855	1 MO.	0.30%	07/18/2013	1,000,000.00		
200120441	3 MO.	0.45%	07/19/2013	3,000,000.00		
200120564	90 days	0.35%	08/15/2013	750,000.00		
200119372	12 MO.	0.55%	10/18/2013	40,000.00		4,790,000.00
<u>BOB CULP</u>						
200119005	12 MO.	0.55%	07/26/2013	5,000.00		5,000.00
<u>A.C. &amp; LUCILLE MOGFORD</u>						
200119129	18 MO.	0.65%	02/25/2014	83,500.00		83,500.00
				<u>\$ 8,600,000.00</u>	<u>\$ 4,000,000.00</u>	<u>\$ 12,600,000.00</u>

SOUTHWEST TEXAS JUNIOR COLLEGE  
INVESTMENTS IN C.D.'S  
JUNE 30, 2013

ACCOUNT	CD #	TERM	INT. RATE	MATURITY DATE	AMOUNT
<u>MATURITIES</u>					
JOINT	200120663	1 MO.	0.30%	06/10/2013	\$500,000.00
JOINT	200120544	30 days	0.30%	06/14/2013	\$1,000,000.00
JOINT	200120563	1 MO.	0.30%	06/20/2013	\$1,500,000.00
JOINT	200120574	1 MO.	0.30%	06/24/2013	\$1,000,000.00
BUILDING FUND	200120435	61 days	0.35%	06/16/2013	\$1,000,000.00
BUILDING FUND	200119652	6 MO.	0.45%	06/18/2013	\$1,500,000.00
 <u>RENEWALS/NEW</u>					
JOINT	200120740	1 MO.	0.30%	07/10/2013	\$500,000.00
JOINT	200120749	31 days	0.30%	07/15/2013	\$1,000,000.00
JOINT	200120864	1 MO.	0.30%	07/24/2013	\$1,000,000.00
JOINT	200120860	3 MO.	0.35%	09/20/2013	\$400,000.00
JOINT	200120861	6 MO.	0.45%	12/20/2013	\$300,000.00
JOINT	200120862	9 MO.	0.55%	03/20/2014	\$800,000.00
BUILDING FUND	200120855	1 MO.	0.30%	07/18/2013	\$1,000,000.00

**SOUTHWEST TEXAS JUNIOR COLLEGE  
SCHOLARSHIPS  
JUNE 30, 2013**

<u>SCHOLARSHIP</u>	<u>AMOUNT</u>
Anna Baker	\$ 11,798.18
Réva Burns	17,751.77
Charles & Polly Chandler	35,386.83
Del Rio Intl	11,800.97
Rodolfo R. Flores	12,467.62
Sterling Fly	11,276.83
K & H Hornby	12,210.13
Locke & Zaiglin	36,390.16
A.C. & Lucille Mogford	103,788.94
Kilpatrick Memorial	10,447.11
Jason Kincaid	20,948.00
Kirchner	108,225.97
Rose Koehl	10,604.06
Stephen Lindsey	12,365.98
Rory Malloy	12,773.57
Mary Powers	12,609.88
Bill Nunley	13,592.36
SWTJC Memorial	10,931.64
SWTJC Pioneer	42,835.63
Baltasar Ramirez	11,746.78
Eloy Reyes	12,083.25
Lupe E. Hernandez	13,585.20
Wayne, Evalyn and Gary Matthews	14,952.28
Bobby Wayne Hatley	11,615.83
Kenneth Shackelford	18,272.88
Dr. Tomas Rivera	10,330.40
Bob McKinney	16,010.89
SWTJC Phil Lyne	29,780.95
Estella Finley	10,777.58
Los Palominos	<u>30,898.51</u>
 TOTAL	 <u>\$ 688,260.18</u>
 <u>SCHOLARSHIPS UNDER \$10,000.00</u>	 <u>AMOUNT</u>
Georgia Gauthier	\$ 5,972.15
Gordon Hudson	7,246.71
Haskell Peanuts Hester	6,994.61
Vic Leon Tucker	9,365.09
Colonel Victoria Zamarippa	5,273.73
Toney Keeney	3,994.10
SWTJC Del Rio Student Government	611.97
Garry Merritt	<u>6,641.40</u>
 TOTAL UNDER \$10,000.00	 <u>\$ 46,099.76</u>
 TOTAL SCHOLARSHIPS	 <u>\$ 734,359.94</u>


SOUTHWEST TEXAS JUNIOR COLLEGE  
OTHER INVESTMENTS  
JUNE 30, 2013

<u>ACCOUNT</u>	<u>Book Value</u>	<u>Market Value</u>
<u>WILL C. MILLER</u>		
Corporate stocks - Balance 5/31/2013	\$ 51,957.56	\$ 113,927.50
Current Month Activity	-	2,616.48
Corporate stocks - Balance 6/30/2013	<u>\$ 51,957.56</u>	<u>\$ 116,543.98</u>
<u>PLANT FUNDS</u>		
Corporate stocks - Balance 5/31/2013	\$ 5,446.00	\$ 45,300.00
Current Month Activity	-	-
Corporate stocks - Balance 6/30/2013	<u>\$ 5,446.00</u>	<u>\$ 45,300.00</u>

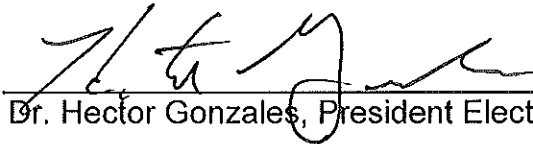


**SOUTHWEST TEXAS JUNIOR COLLEGE  
INVESTMENT COMPLIANCE REPORT  
JUNE 30, 2013**


All investments of Southwest Texas Junior College are in certificates of deposit or State sponsored AAA-rated local government investment pools with the exception of various stocks and bonds that have been endowed to the College. The market value of each certificate of deposit is the same as the book value. The investment portfolio of Southwest Texas Junior College is in substantial compliance with the investment strategy and other relevant provisions expressed in the SWTJC investment policy.



\_\_\_\_\_  
Dr. Ismael Sosa, Jr., President



\_\_\_\_\_  
Dr. Hector Gonzales, President Elect



\_\_\_\_\_  
Anne H. Tarski, Vice President of Finance