


**NUECES COUNTY HOSPITAL DISTRICT
 QUARTERLY INVESTMENT REPORT
 October 1, 2021 - December 31, 2021**

Summary Holdings Statistics:

Portfolio/Fund Group	Prior			Current								
	Book Value	Market Value	WAM	WAY	WAM	Book Value	Market Value	Accrued Interest	Interest Earned	% of Portfolio	WAY	WAM
<u>Unrestricted Funds</u>												
General Fund	47,508,555	47,508,555	1	0.031%	1	44,893,399	44,893,399	0	3,589	29.29%	0.039%	1
Indigent Care Fund	56,428,814	56,440,399	368	0.202%	368	56,410,016	56,215,195	77,496	37,304	36.81%	0.298%	451
Tobacco Fund	837	837	1	0.028%	1	837	837	0	0	0.00%	0.038%	1
Trust Fund	96,003	96,003	1	0.010%	1	95,883	95,883	1	2	0.06%	0.010%	1
<u>Restricted Funds</u>												
General Fund - LPPF	17,763,075	17,763,075	1	0.185%	1	51,846,574	51,846,574	0	0	33.83%	0.173%	1
Total	121,797,283	121,808,869	171	0.133%	171	153,246,708	153,051,887	77,496	40,896	100.00%	0.180%	167
Change in Market Value		31,243,018	1									
Quarter Average Yield - NCHD				0.178%								
Quarter Average Yield - 6 Mth T-Bill				0.100%								

This report reflects Nueces County Hospital District's investment policy and strategies in accordance with the Public Funds Investment Act.

INVESTMENT OFFICERS:


 JONNY F. HIPPI, ADMINISTRATOR


 BELINDA CHISM, ASSISTANT ADMINISTRATOR


 DONNA LITTLEFIELD, DIRECTOR OF ACCOUNTING & FINANCE

Notes

1. Change in Market Value is required data, but will primarily reflect the receipt and expenditure of the District's funds from quarter to quarter.

Nueces County Hospital District
Inventory Report - Holdings by Fund
As of: 12/31/2021

Settle Date	Maturity Date	Location	Security	CUSIP	Avg Yield/ Coupon	Purchase Price	PAR	Beginning Book Value 09/30/2021	Beginning Market Value 09/30/2021	Ending Book Value 12/31/2021	Ending Market 12/31/2021	Gain/Loss	Accrued Interest	Yield Y-T-M	Days to Maturity
Indigent Care Fund															
12/31/2021	01/01/2022	TexPool	Investment Pool	#00002	0.038%	2,237,864	2,237,864	2,231,455	2,231,455	2,237,864	2,237,864	0	0	0.038%	1
12/31/2021	01/01/2022	LOGIC	Investment Pool		0.074%	14,378,570	14,378,570	21,765,233	21,765,233	14,378,570	14,378,570	0	0	0.074%	1
12/31/2021	01/01/2022	TexSTAR	Investment Pool		0.014%	6,737,242	6,737,242	6,737,049	6,737,049	6,737,242	6,737,242	0	0	0.014%	1
08/12/2020	08/10/2023	Safekeeping	FNMA - Qrtly Call	3135G05R0	0.300%	3,993,000	4,000,000	3,996,981	4,001,856	3,997,865	3,983,592	(14,273)	4,667	0.359%	587
08/28/2020	08/18/2023	Safekeeping	FNMA - Semi-ann Call	3135G05V1	0.360%	4,000,000	4,000,000	4,000,000	4,002,912	4,000,000	3,989,124	(10,876)	5,280	0.360%	595
09/22/2020	08/15/2022	Safekeeping	Arlington TX GO	041796XH1	0.306%	1,000,000	1,000,000	1,000,000	1,001,730	1,000,000	1,000,180	180	1,148	0.306%	227
10/29/2020	02/15/2023	Safekeeping	Mansfield TX ISD	564386RS1	4.000%	1,751,220	1,620,000	1,698,669	1,702,766	1,684,281	1,682,289	(1,992)	24,300	0.447%	411
12/03/2020	11/30/2023	Safekeeping	FFCB Call Note	3133EWHL9	0.310%	3,996,600	4,000,000	3,999,427	3,999,120	4,000,000	3,968,928	(31,072)	1,033	0.339%	699
03/12/2021	03/12/2024	Safekeeping	FHLB Call Note	3130ALJ70	0.400%	4,000,000	4,000,000	4,000,000	3,999,836	4,000,000	3,955,024	(44,976)	4,800	0.400%	802
07/26/2021	07/26/2024	Safekeeping	FHLB Call Note	3130AN5A4	0.500%	3,000,000	3,000,000	3,000,000	3,000,831	3,000,000	2,984,528	(15,372)	6,417	0.500%	938
08/26/2021	08/26/2024	Safekeeping	FHLB Call Note	3130ANNM7	0.520%	4,000,000	4,000,000	4,000,000	3,997,612	4,000,000	3,973,428	(26,572)	7,164	0.520%	969
10/06/2021	02/01/2024	Safekeeping	Tx Public Finance Auth	882669CN2	2.000%	2,071,440	2,000,000	0	0	2,064,195	2,040,320	(23,875)	16,556	0.450%	762
10/28/2021	10/28/2024	Safekeeping	FHLB Call Note	3130APK79	0.700%	3,000,000	3,000,000	0	0	3,000,000	2,979,339	(20,661)	3,617	0.700%	1,032
11/04/2021	08/15/2024	Safekeeping	Cedar Pk TX Dev Corp	15046PJ6	0.860%	310,000	310,000	0	0	310,000	307,756	(2,244)	415	0.860%	958
11/8/2021	11/18/2024	Safekeeping	FHLB Qrtly Call	3130APNE1	0.900%	2,000,000	2,000,000	0	0	2,000,000	1,996,912	(3,088)	2,100	0.900%	1,053
			Subtotal			56,475,935	56,283,675	56,428,814	56,440,399	56,410,016	56,215,195	(194,821)	77,496	0.298%	451

Tobacco Settlement Fund															
12/31/2021	01/01/2022	TexPool	Investment Pool	#00007	0.038%	837	837	837	837	837	837	0	0	0.038%	1
			Subtotal			837	837	837	837	837	837	0	0	0.038%	1

Trust Fund - Employee Health Benefits Trust															
12/31/2021	01/01/2022	Frost Trust	Invesco Slt Treasury	825252406	0.010%	95,883	95,883	96,003	96,003	95,883	95,883	0	1	0.010%	1
			Subtotal			95,883	95,883	96,003	96,003	95,883	95,883	0	1	0.010%	1

General Fund															
12/31/2021	01/01/2022	Cash on hand	Petty Cash		0.000%	150	150	150	150	150	150	0	0	0.000%	1
12/31/2021	01/01/2022	TexPool	Investment Pool-GF	#00004	0.038%	36,757,971	36,757,971	29,021,185	29,021,185	36,757,971	36,757,971	0	0	0.038%	1
12/31/2021	01/01/2022	TexPool	Investment Pool-MR	#00009	0.038%	7,604,395	7,604,395	17,436,597	17,436,597	7,604,395	7,604,395	0	0	0.038%	1
12/31/2021	01/01/2022	Frost Bank	Checking - Operating	664025679	0.173%	527,366	527,366	1,049,106	1,049,106	527,366	527,366	0	0	0.173%	1
12/31/2021	01/01/2022	Frost Bank	Checking - Payroll	664027221	0.173%	3,517	3,517	1,517	1,517	3,517	3,517	0	0	0.173%	1
			Subtotal			44,893,399	44,893,399	47,508,555	47,508,555	44,893,399	44,893,399	0	0	0.039%	1

TOTAL UNRESTRICTED FUNDS															
						101,466,054	101,273,794	104,034,208	104,045,794	101,400,135	101,205,313	(194,821)	77,496	0.183%	251

Restricted Cash - General Fund															
12/31/2021	01/01/2022	Frost Bank	Checking - Nueces LPPF	664043316	0.173%	51,846,574	51,846,574	17,763,075	17,763,075	51,846,574	51,846,574	0	0	0.173%	1
			Subtotal			51,846,574	51,846,574	17,763,075	17,763,075	51,846,574	51,846,574	0	0	0.173%	1

TOTAL PORTFOLIO															
						153,312,627	153,120,367	121,797,283	121,808,869	153,246,708	153,051,887	(194,821)	77,496	0.180%	167
														WAY	WAY

Nueces County Hospital District
Investment Transaction Activity
October 1, 2021 - December 31, 2021

Settle Date	Maturity	Call Date	Type	CUSIP	Coupon	Price	Par	Principal	Acc'd Interest	Total Settlement	Yield to Mat/Call	Broker
<u>Purchases</u>												
10/06/2021	02/01/2024	n/a	Tx Public Finance Auth	88269CN2	2.000%	103.5720	2,000,000.00	2,071,440.00	7,222.22	2,078,662.22	0.450%	Stifel Nicolaus
10/28/2021	10/28/2024	01/28/2022	FHLB Qrtly Call	3130APK79	0.700%	100.0000	3,000,000.00	3,000,000.00	0.00	3,000,000.00	0.700%	Oppenheimer
11/04/2021	08/15/2024	n/a	Cedar Pk TX Dev Corp	15046PBJ6	0.860%	100.0000	310,000.00	310,000.00	0.00	310,000.00	0.860%	BOK Financial
11/18/2021	11/18/2024	02/18/2022	FHLB Qrtly Call	3130APNE1	0.900%	100.0000	2,000,000.00	3,000,000.00	0.00	3,000,000.00	0.900%	Oppenheimer
Total Purchases:							7,310,000.00	8,381,440.00	7,222.22	8,388,662.22		

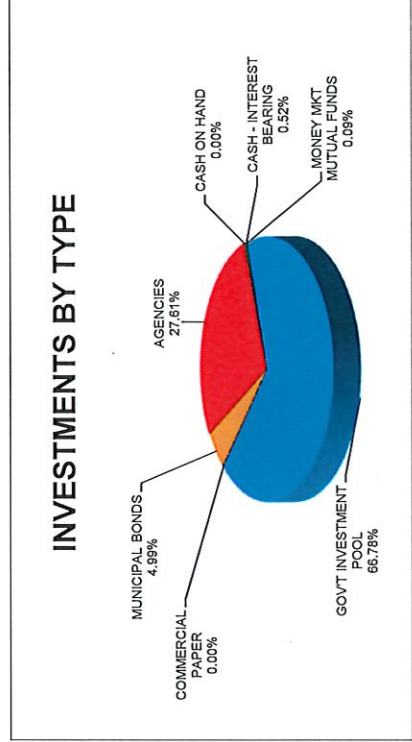
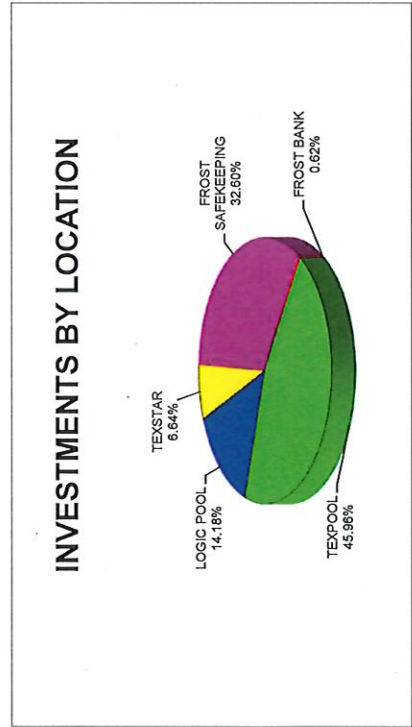
Maturities/Calls

Total Maturities/Calls: 0.00 0.00 0.00 0.00

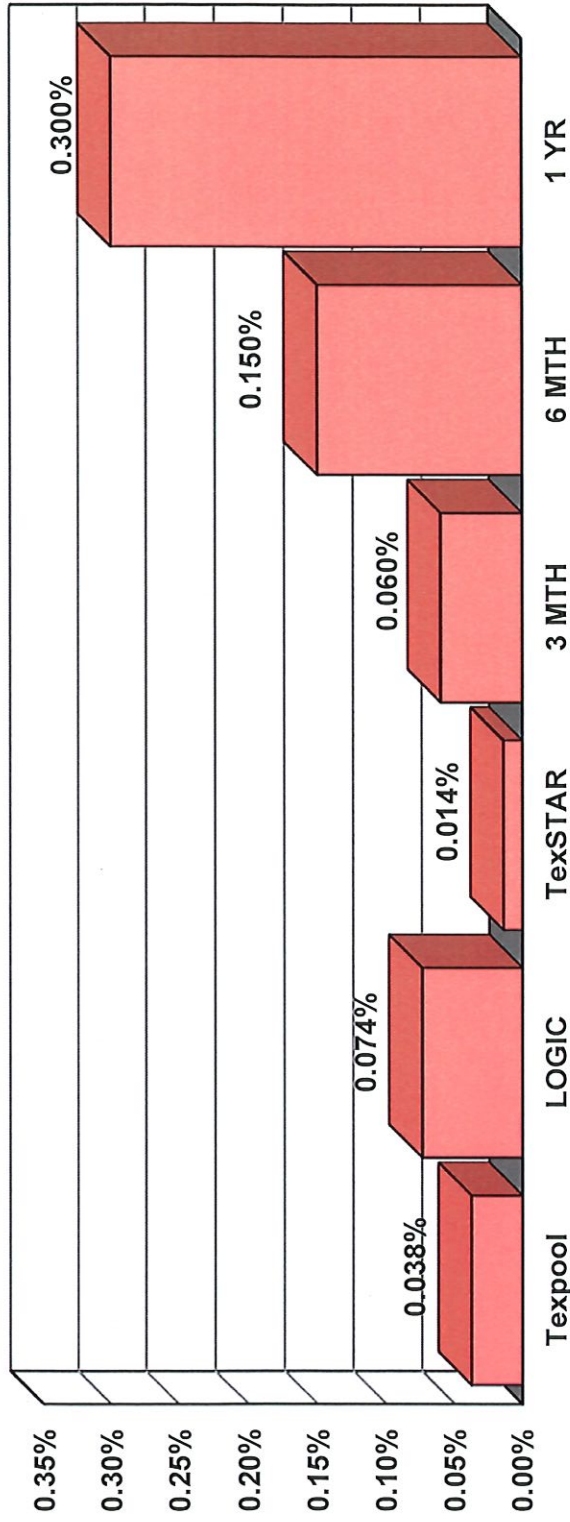
NUECES COUNTY HOSPITAL DISTRICT
 INVESTMENTS SUMMARY BY MARKET SECTOR
 UNRESTRICTED FUNDS
 FY 2022 1ST QUARTER (OCTOBER 1 - DECEMBER 31, 2021)

	FROST BANK	TEXPOOL	LOGIC	TEXSTAR	FROST SAFEKEEPING	TOTAL	PERCENT BY TYPE OF INVESTMENT
CASH ON HAND	\$150	\$0	\$0	\$0	\$0	\$150	0.00%
CASH - INTEREST BEARING	\$530,883	\$0	\$0	\$0	\$0	\$530,883	0.52%
MONEY MKT MUTUAL FUNDS	\$95,883	\$0	\$0	\$0	\$0	\$95,883	0.09%
GOV'T INVESTMENT POOLS	\$0	\$46,601,066	\$14,378,570	\$6,737,242	\$0	\$67,716,878	66.78%
COMMERCIAL PAPER	\$0	\$0	\$0	\$0	\$0	\$0	0.00%
MUNICIPAL BONDS	\$0	\$0	\$0	\$0	\$5,058,476	\$5,058,476	4.99%
TREASURY NOTES AND BONDS	\$0	\$0	\$0	\$0	\$0	\$0	0.00%
AGENCIES	\$0	\$0	\$0	\$0	\$27,997,865	\$27,997,865	27.61%
TOTAL INVESTMENTS	\$626,916	\$46,601,066	\$14,378,570	\$6,737,242	\$33,056,341	\$101,400,135	100.00%

PERCENT BY HOLDER OF INVESTMENTS	0.62%	45.96%	14.18%	6.64%	32.60%	100.00%
---	--------------	---------------	---------------	--------------	---------------	----------------




NUECES COUNTY HOSPITAL DISTRICT POOL RATES V. TREASURIES DECEMBER 31, 2021



NUECES COUNTY HOSPITAL DISTRICT
INVESTMENT SUMMARY BY LIQUIDITY
UNRESTRICTED FUNDS
FY 2022 1ST QUARTER (OCTOBER 1 - DECEMBER 31, 2021)

<u>INVESTMENT-YRS TO MATURITY</u>	<u>AMOUNT</u>	
CASH & CASH EQUIVALENTS	\$68,343,794	67.4%
MATURES IN 0-6 MONTHS	\$0	0.0%
MATURES IN 6-12 MONTHS	\$1,000,000	1.0%
MATURES IN 12-18 MONTHS	\$1,684,281	1.7%
MATURES IN 18-24 MONTHS	\$11,997,865	11.8%
MATURES IN 24-30 MONTHS	\$6,064,195	6.0%
MATURES IN 30-36 MONTHS	\$12,310,000	12.1%
TOTAL	\$101,400,135	87.9%



NUECES COUNTY HOSPITAL DISTRICT QUARTERLY BENCHMARK COMPARISON DECEMBER 31, 2021

