
















GENERAL FUND SUMMARY	Adopted Budget	STATUS	NOTES
	2019-2020		
<b>REVENUE</b>			
Local Sources	8,990,500		
Intermediate Sources	360,000		Estimate of \$280,000
State Sources	19,664,910		01/31/2020 Estimate - increase of \$149,000
Federal Sources	45,201		
Beginning Fund Balance	<u>4,132,395</u>		Actual per audit \$4,279,326
Total Revenue	<u><u>33,193,006</u></u>		
<b>EXPENDITURES</b>			
TOTAL SALARIES	13,286,945		Contract Positions estimated to be \$150,000 greater than budget
TOTAL ASSOCIATED PAYROLL COSTS	7,461,580		Estimated to be \$250,000 less than budget
TOTAL PURCHASED SERVICES	6,651,353		Estimated to be \$250,000 greater than budegeted
TOTAL SUPPLIES	855,474		Estimated to be \$100,000 less than budgeted
TOTAL CAPITAL OUTLAY	43,108		
TOTAL OTHER OBJECTS	203,039		Estimated to be \$30,000 more than budgeted
TOTAL DEBT AND TRANSFERS	737,679		
TOTAL ACTUAL/PLANNED EXPENSES	29,239,178		
CONTINGENCY	843,921		
UNAPPROPRIATED ENDING FUND BALANCE	<u>3,109,907</u>		
TOTAL BUDGETED EXPENDITURES	<u><u>33,193,006</u></u>		