



Alsea SD - Preliminary Report 2025 Oregon SHS Data Highlights (11th Grade)

This summary provides preliminary results from the 2025 Oregon Student Health Survey (SHS) on key measures related to students' health and well-being and risk factors that impact academic outcomes.

Report Sections:

Student Health
School Climate and Culture
Bullying
Well-Being (8th and 11th Graders ONLY)
Lifetime Substance Use

Participation

Preliminary 11th-grade data are displayed when there are a minimum number of 10 responses. Since preliminary results are being presented before the confirmation of valid responses, final school and district results may differ slightly from these preliminary results.

Alsea SD - Alsea Charter School

Enrollment for the 11th grade: 9

Response Counts

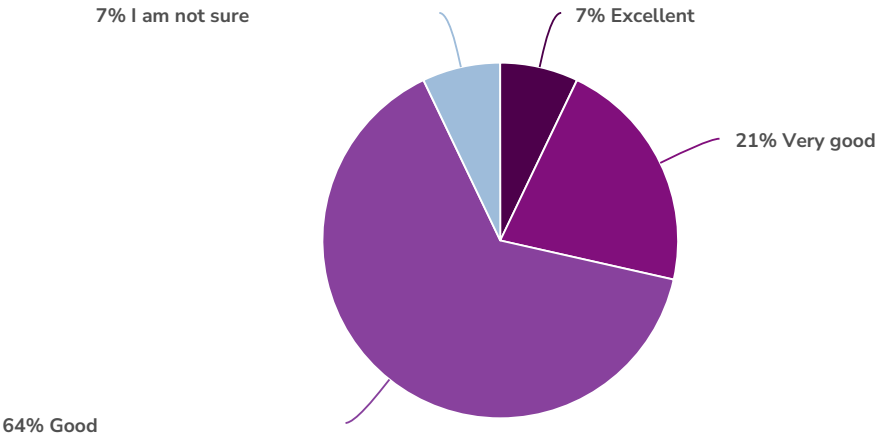


Totals: 14

Student Health

1. Emotional and Mental Health

Question: "Would you say that in general your emotional and mental health is..."

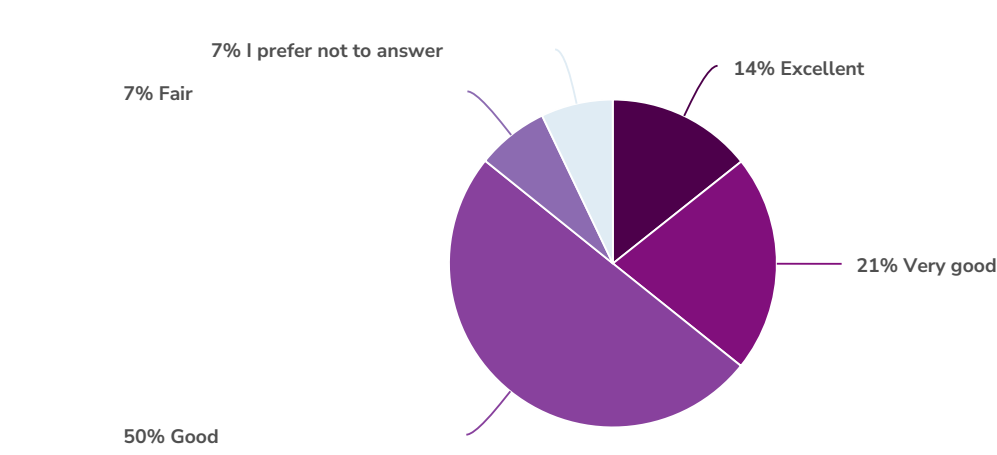


Value	Percent	Responses
Excellent	7.1%	1
Very good	21.4%	3
Good	64.3%	9
I am not sure	7.1%	1

Totals: 14

2. Physical Health

Question: "Would you say that in general your physical health is..."

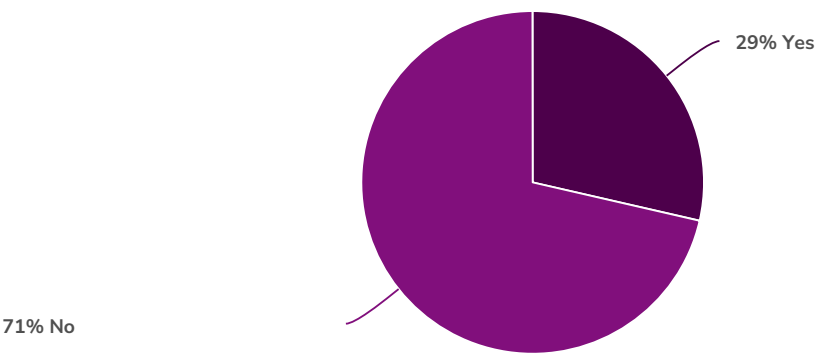


Value	Percent	Responses
Excellent	14.3%	2
Very good	21.4%	3
Good	50.0%	7
Fair	7.1%	1
I prefer not to answer	7.1%	1

Totals: 14

3. Physical Health Needs

Question: "During the past year, did you have any physical health care needs that were not met? (Count any situation where you thought you should see a doctor, nurse, or other health professional.)"

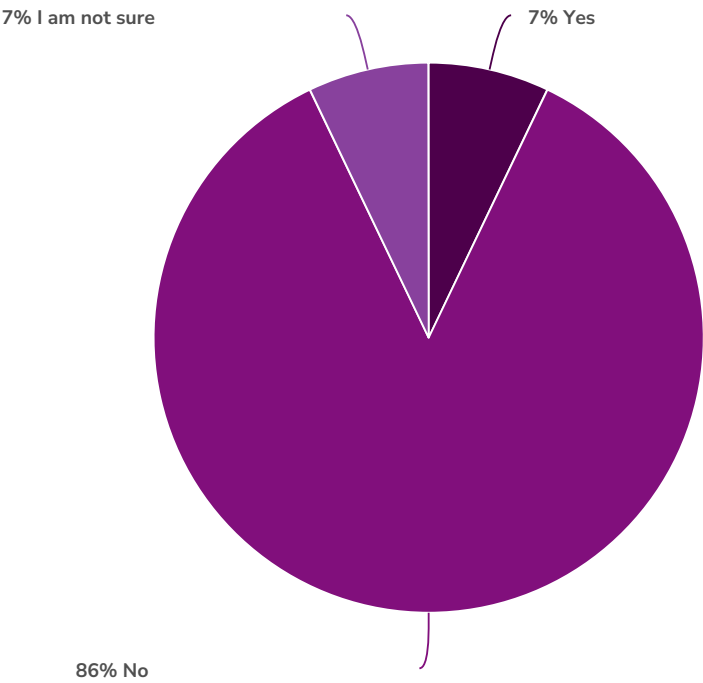


Value	Percent	Responses
Yes	28.6%	4
No	71.4%	10

Totals: 14

4. Emotional and Mental Health Needs

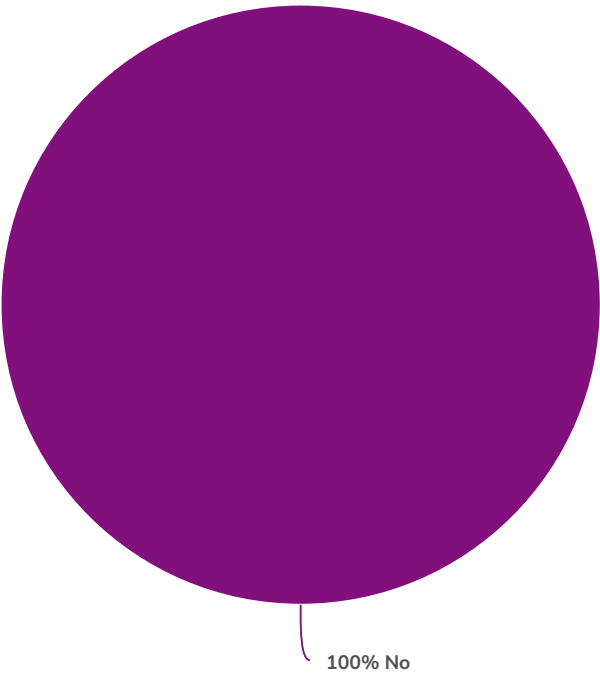
Question: "During the past year, did you have any emotional or mental health care needs that were not met? (Count any situation where you thought you should see a counselor, social worker, or other mental health professional.)"



Value	Percent	Responses
Yes	7.1% <div><div></div></div>	1
No	85.7% <div><div></div></div>	12
I am not sure	7.1% <div><div></div></div>	1
Totals: 14		

5. Self-Harm

Question: "During the past year, did you do something to purposely hurt yourself without wanting to die, such as cutting or burning yourself on purpose?"

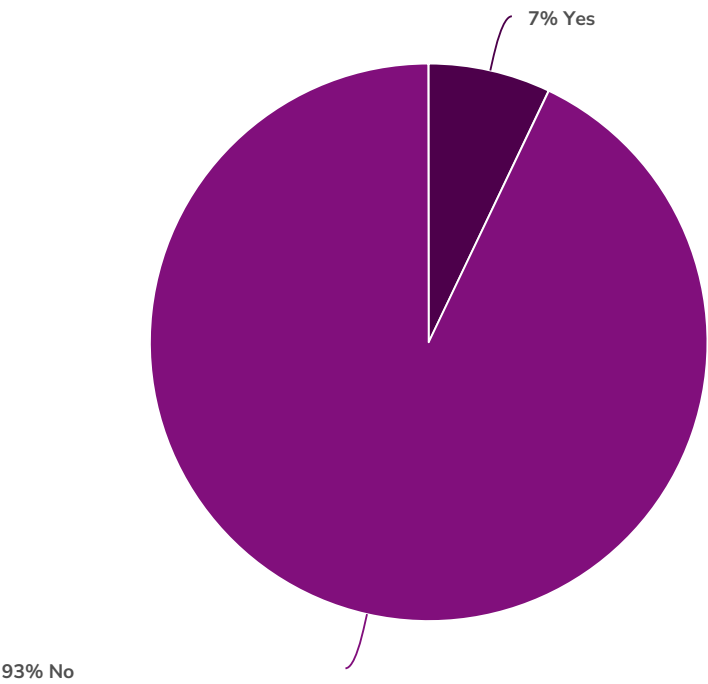


Value	Percent	Responses
No	100.0%	14

Totals: 14

6. Suicide Ideation

Question: "During the past year, did you ever consider attempting suicide?"

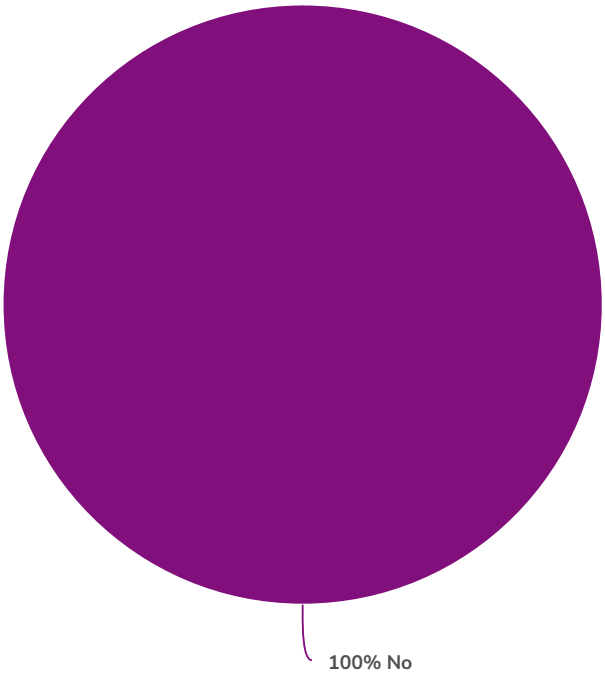


Value	Percent	Responses
Yes	7.1% <div><div></div></div>	1
No	92.9% <div><div></div></div>	13

Totals: 14

7. Suicide Attempt

Question: "During the past year did you attempt suicide?"



Value	Percent	Responses
No	100.0%	14
		Totals: 14

School Climate and Culture

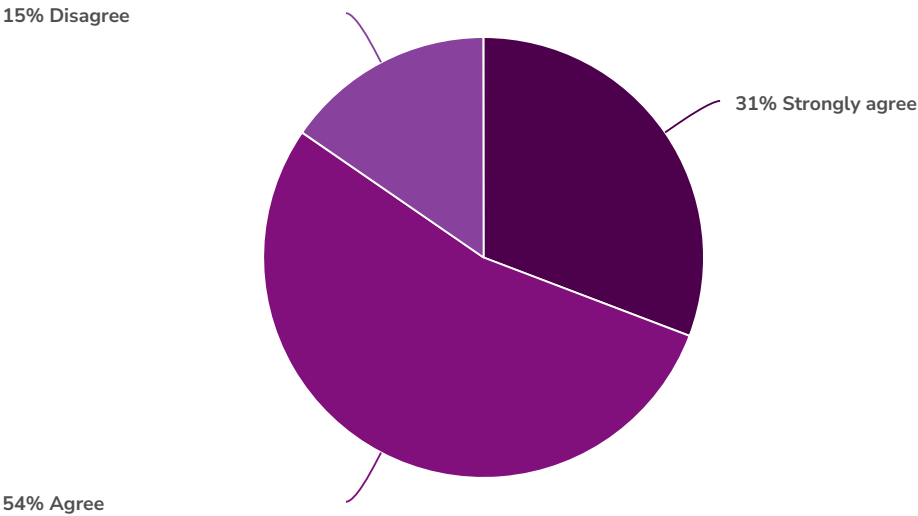
8. School Inclusivity

Question: "I think this school welcomes and respects students..."

	Strongly agree	Agree	Disagree	Strongly disagree	I am not sure	I don't know what this question is asking	I prefer not to answer
Of all races and ethnicities Count	7	5	0	1	1	0	0
From all cultures Count	7	5	0	1	1	0	0
From all religions Count	7	5	1	1	0	0	0
Of all gender identities Count	5	4	1	1	2	0	0
Of all sexual orientations Count	4	3	1	1	3	0	1
Who have disabilities Count	7	5	0	1	0	0	0

9. Happiness at School

Question: "Since you spend a large amount of your time at school, we want to know how you feel about your school. Please tell us how strongly you agree or disagree with the next statements.: I am happy to be at this school."

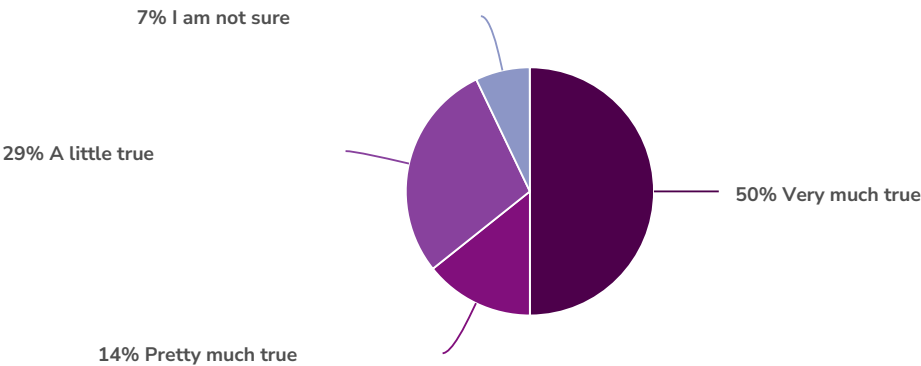


Value	Percent	Responses
Strongly agree	30.8% <div><div></div></div>	4
Agree	53.8% <div><div></div></div>	7
Disagree	15.4% <div><div></div></div>	2

Totals: 13

10. Caring Teachers

Question: "Since you spend a large amount of your time at school, we want to know how you feel about your school. Please tell us how strongly you agree or disagree with the next statements.: There is at least one teacher or other adult in my school that really cares about me."

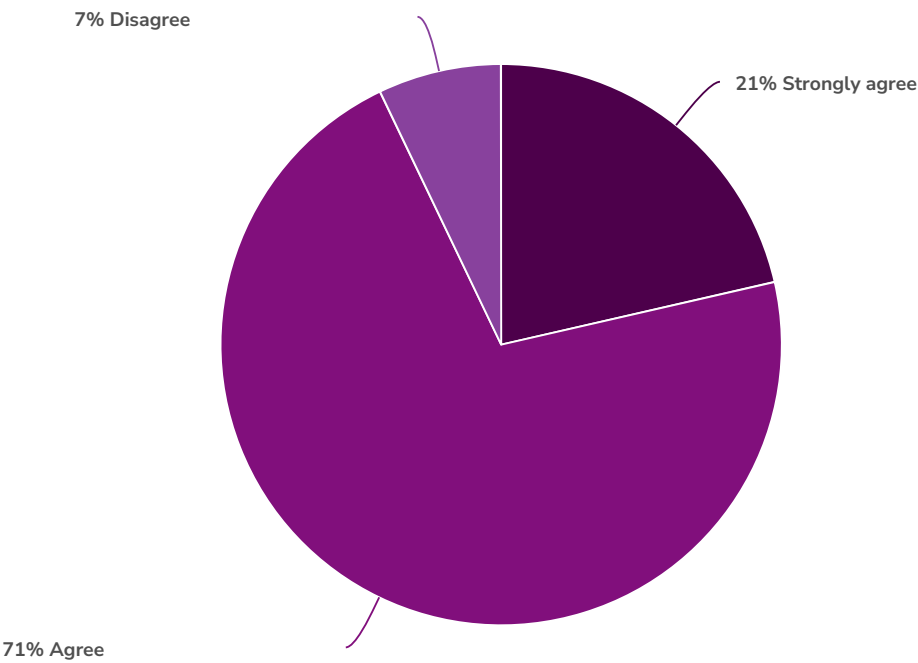


Value	Percent	Responses
Very much true	50.0%	7
Pretty much true	14.3%	2
A little true	28.6%	4
I am not sure	7.1%	1

Totals: 14

11. School Safety

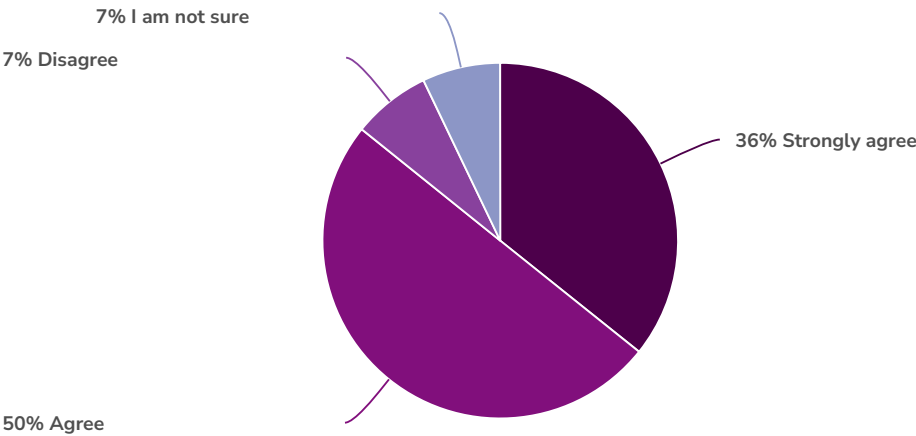
Question: "Since you spend a large amount of your time at school, we want to know how you feel about your school. Please tell us how strongly you agree or disagree with the next statements.: I feel safe at my school."



Value	Percent	Responses
Strongly agree	21.4% <div><div></div></div>	3
Agree	71.4% <div><div></div></div>	10
Disagree	7.1% <div><div></div></div>	1
		Totals: 14

12. Ease of Talking to Teachers & Other Adults at School

Question: "Since you spend a large amount of your time at school, we want to know how you feel about your school. Please tell us how strongly you agree or disagree with the next statements.: It is easy to talk with teachers and other adults at this school."



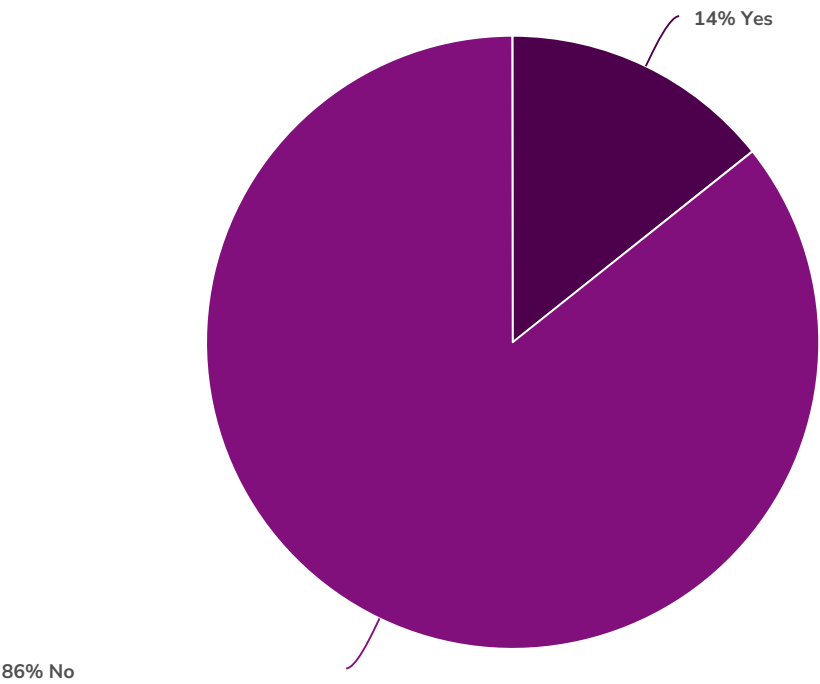
Value	Percent	Responses
Strongly agree	35.7%	5
Agree	50.0%	7
Disagree	7.1%	1
I am not sure	7.1%	1

Totals: 14

Bullying

13. Bullying at School

Question: "During the past 12 months, have you ever been bullied on school property?"

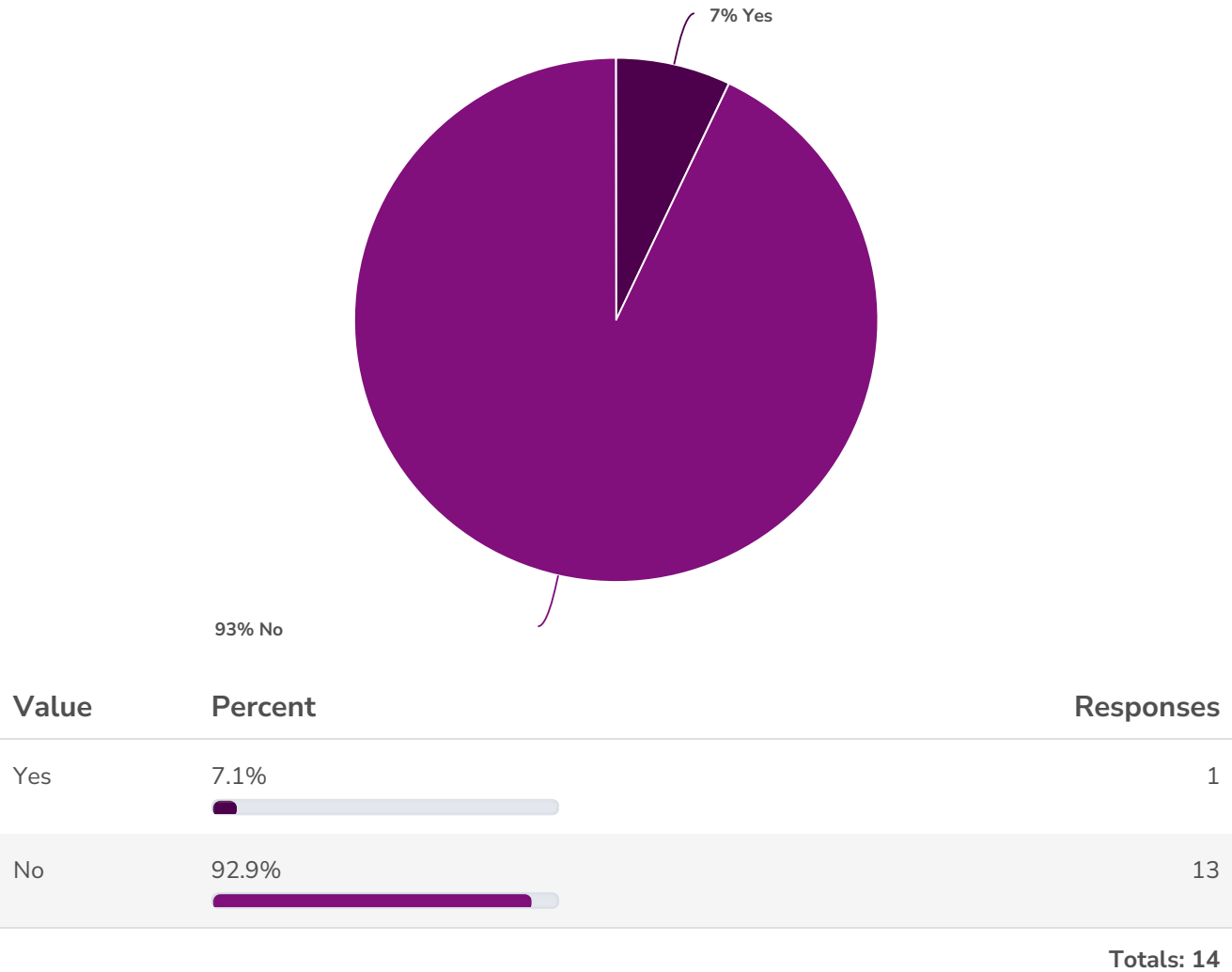


Value	Percent	Responses
Yes	14.3%	2
No	85.7%	12

Totals: 14

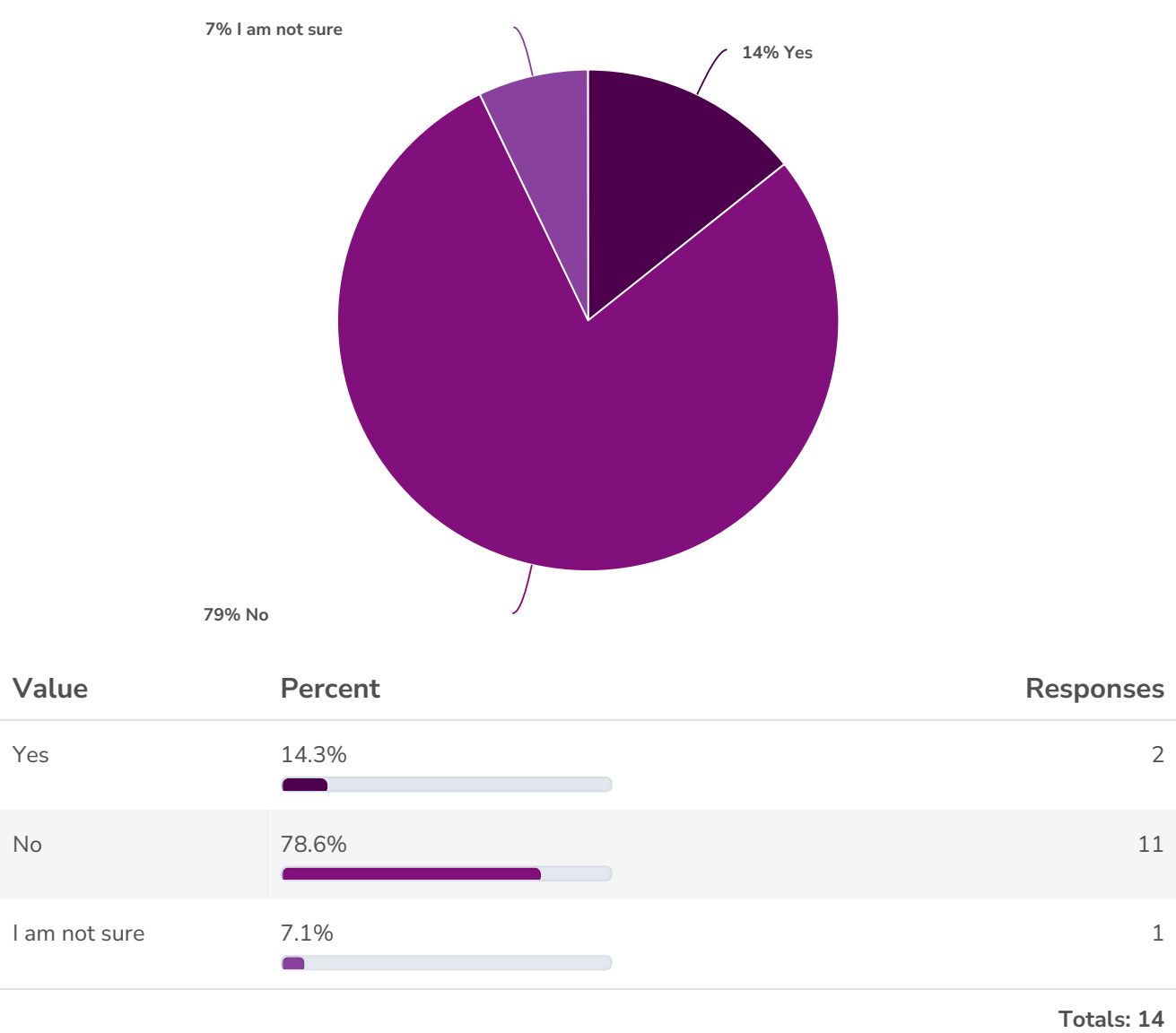
14. Bullying Not at School

Question: "During the past 12 months, have you ever been bullied when you were not on school property?"



15. Bullying Online

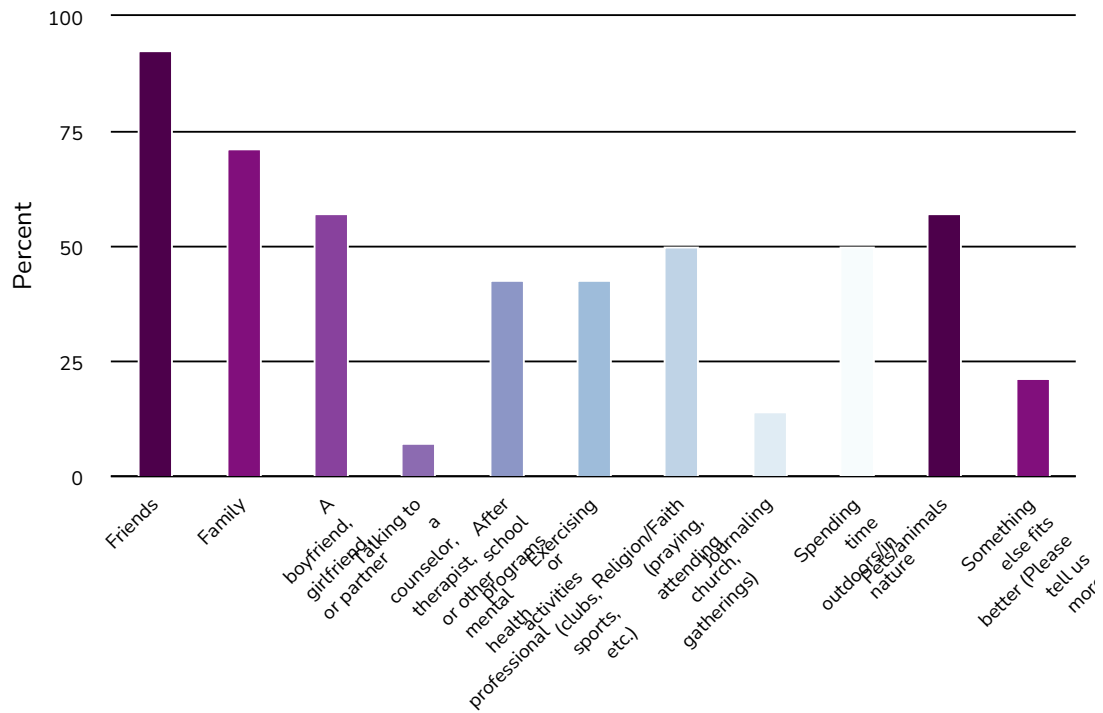
Question: During the past 12 months, have you ever been electronically bullied? Count being bullied through texting, Instagram, other social media, online gaming, or livestreaming.














Well-Being (8th and 11th Graders ONLY)

16. Student Mental Health

Question: What things in your life help with your emotional and mental health? You can choose more than one.

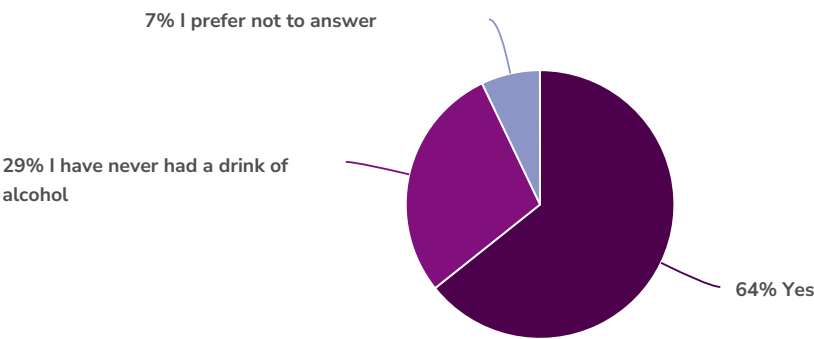


Value	Percent	Responses
Friends	92.9% 	13
Family	71.4% 	10
A boyfriend, girlfriend, or partner	57.1% 	8
Talking to a counselor, therapist, or other mental health professional	7.1% 	1
After school programs or activities (clubs, sports, etc.)	42.9% 	6
Exercising	42.9% 	6
Religion/Faith (praying, attending church, gatherings)	50.0% 	7
Journaling	14.3% 	2
Spending time outdoors/in nature	50.0% 	7
Pets/animals	57.1% 	8
Something else fits better (Please tell us more)	21.4% 	3

Lifetime Substance Use

17. Lifetime Alcohol Consumption

Question: Have you ever had a drink of alcohol other than a few sips?

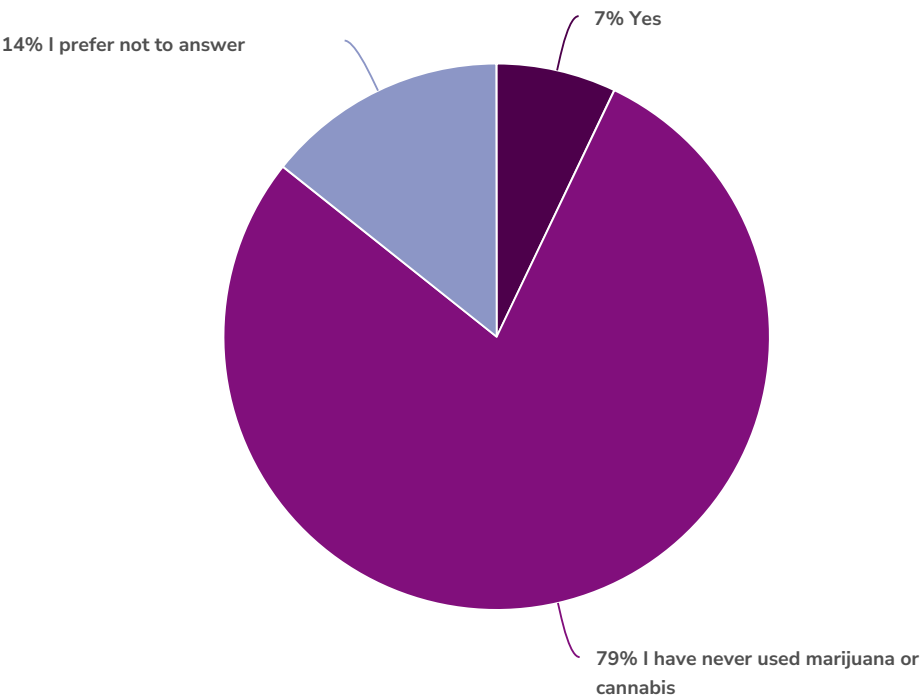


Value	Percent	Responses
Yes	64.3% <div><div></div></div>	9
I have never had a drink of alcohol	28.6% <div><div></div></div>	4
I prefer not to answer	7.1% <div><div></div></div>	1

Totals: 14

18. Lifetime Marijuana Consumption

Question: "Have you ever used marijuana in any form?"

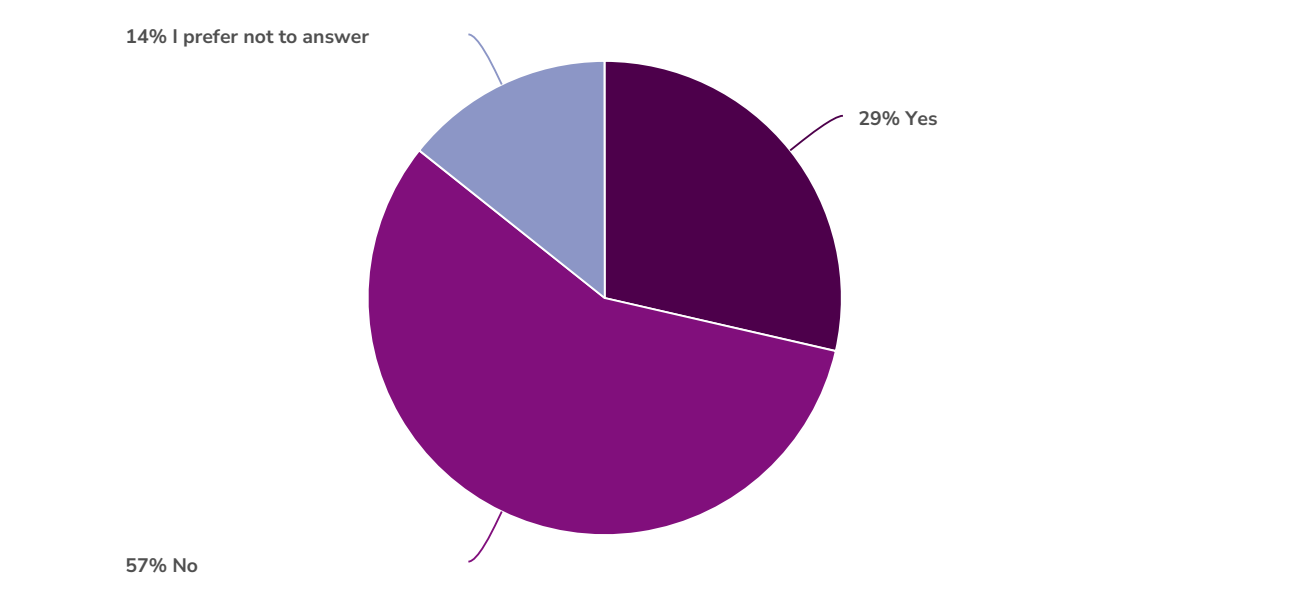


Value	Percent	Responses
Yes	7.1% <div><div></div></div>	1
I have never used marijuana or cannabis	78.6% <div><div></div></div>	11
I prefer not to answer	14.3% <div><div></div></div>	2

Totals: 14

19. Lifetime Vape, E-Cigarette & Tobacco Consumption (8th and 11th Graders ONLY)

Question: "Have you ever used any vape, e-cigarettes or other tobacco products such as cigarettes, chewing tobacco, cigarillos, or hookah?"



Value	Percent	Responses
Yes	28.6% <div><div></div></div>	4
No	57.1% <div><div></div></div>	8
I prefer not to answer	14.3% <div><div></div></div>	2
Totals: 14		