

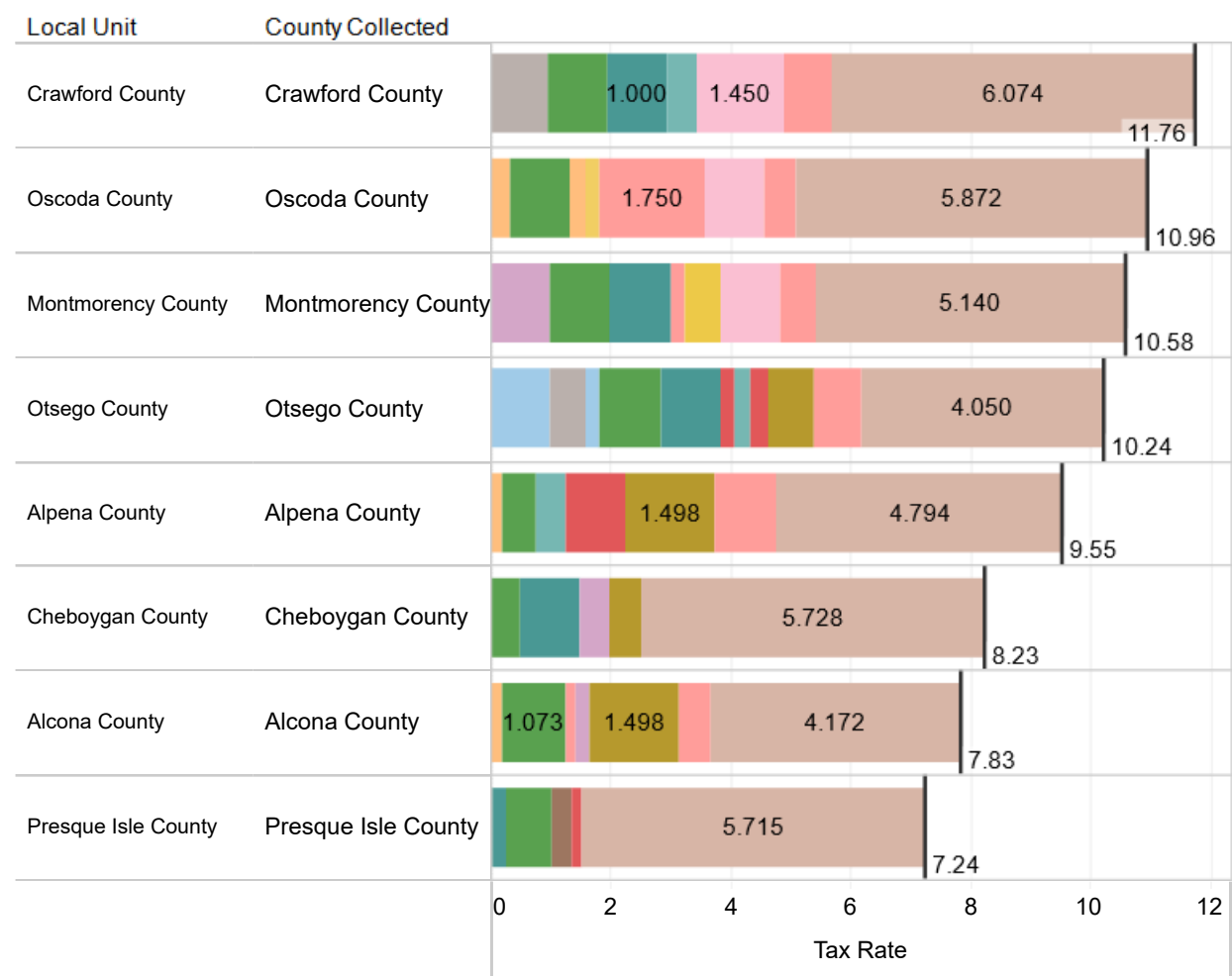
EXPENDITURES

Function	2014	2015	2016	2017	2018	2019	2020	2021	2022	2023	2024
Police Department	\$ 2,378,541.00	2,483,357	2,519,615	2,803,448	3,056,145	2,984,426	2,955,607	3,274,882	3,653,757	4,346,521	4,207,542
Public Works Department								50,033			
General Government	3,098,043	3,399,912	3,209,153	3,022,561	3,141,050	3,847,160	3,966,050	3,559,528	5,520,571	6,306,228	6,354,334
Community & Economic Development	221,738	206,942		402,516	374,257	109,545	88,580	369,752	212,971	326,729	299,174
Judicial	1,677,083	1,655,713	2,045,291	1,758,155	1,644,483	1,471,458	1,509,167	2,154,311	1,471,211	1,659,645	1,794,684
Health & Welfare	390,083	338,707	403,968	347,452	350,678	414,327	461,502	418,742	411,894	469,125	491,738
Debt Service	12,263	11,663		15,462	7,174				\$ 137.00	1,160	1,218
Recreation & Culture			92,407								
Capital Outlay & Special Items									51,508	44,829	47,070
Other										69,500	
Totals	\$ 7,777,751.00	\$ 8,096,294.00	\$ 8,282,097.00	\$ 8,349,594.00	\$ 8,573,787.00	\$ 8,826,916.00	\$ 8,980,906.00	\$ 9,827,248.00	\$ 11,322,049.00	\$ 13,223,737.00	\$ 13,195,760.00
	1.19%	4.10%	2.29%	0.81%	2.69%	2.95%	1.74%	9.42%	15.21%	16.80%	-0.21%
Annual Inflation Growth	1.50%	1.60%	0.10%	1.30%	2.10%	2.40%	1.80%	4.70%	8%	3.70%	
		\$ 7,902,195.02	\$ 8,104,390.29	\$ 8,389,764.26	\$ 8,524,935.47	\$ 8,779,557.89	\$ 8,985,800.49	\$ 9,088,676.87	\$ 10,289,128.66	\$ 12,227,812.92	\$ 13,713,015.27

Function	2014	2015	2016	2017	2018	2019	2020	2021	2022	2023	2024
Federal contributions	\$ 192,914.00	\$ 200,552.00	\$ 124,457.00	\$ 354,640.00	\$ 336,575.00	\$ 413,505.00	\$ 731,904.00	\$ 714,228.00	\$ 17,811.00	\$ 14,589.00	\$ 11,906.00
State contributions	\$ 882,267.00	\$ 897,146.00	\$ 987,030.00	\$ 539,464.00	\$ 657,064.00	\$ 617,139.00	\$ 854,641.00	\$ 1,019,838.00	\$ 551,336.00	\$ 631,410.00	\$ 624,057.00
State Revenue Sharing	\$ 604,822.00	\$ 726,435.00	\$ 729,843.00	\$ 848,599.00	\$ 743,310.00	\$ 750,102.00	\$ 582,805.00	\$ 831,657.00	\$ 1,275,253.00	\$ 1,211,362.00	\$ 1,184,815.00
Contributions from other local govts	\$ 58,269.00		\$ 39,647.00					\$ 31,389.00	\$ 39,662.00	\$ 168,401.00	\$ 175,136.00
Property taxes	\$ 4,260,778.00	\$ 4,353,022.00	\$ 4,281,926.00	\$ 4,602,397.00	\$ 4,620,029.00	\$ 4,822,855.00	\$ 4,920,744.00	\$ 4,726,274.00	\$ 4,999,387.00	\$ 5,275,850.00	\$ 5,203,770.00
Licenses and Permits	\$ 20,772.00	\$ 14,661.00	\$ 9,130.00	\$ 16,010.00	\$ 20,036.00	\$ 22,044.00	\$ 42,445.00	\$ 27,664.00	\$ 18,195.00	\$ 186,145.00	\$ 112,720.00
Parks and recreation	\$ 30,500.00		\$ 40,000.00								
Other Services	\$ 1,244,249.00	\$ 1,307,265.00	\$ 1,483,716.00	\$ 1,618,564.00	\$ 1,660,688.00	\$ 1,690,098.00	\$ 1,593,182.00	\$ 1,572,472.00	\$ 1,828,390.00	\$ 1,703,692.00	\$ 1,656,192.00
Fines & Forfeits	\$ 44,169.00	\$ 53,020.00	\$ 54,723.00	\$ 54,368.00	\$ 88,398.00	\$ 39,829.00	\$ 31,009.00	\$ 89,699.00	\$ 30,901.00	\$ 44,714.00	\$ 107,083.00
Interest, Rents & Royalties	\$ 74,186.00	\$ 57,954.00	\$ 103,906.00	\$ 117,200.00	\$ 128,338.00	\$ 155,513.00	\$ 113,629.00	\$ 89,261.00	\$ 27,111.00	\$ 50,634.00	\$ 26,520.00
Other Revenue	\$ 599,204.00	\$ 823,398.00	\$ 910,183.00	\$ 626,797.00	\$ 717,492.00	\$ 687,012.00	\$ 748,050.00	\$ 662,556.00	\$ 935,857.00	\$ 1,067,208.00	\$ 908,033.00
Total	\$ 8,012,130.00	\$ 8,433,453.00	\$ 8,764,561.00	\$ 8,778,039.00	\$ 8,971,930.00	\$ 9,198,097.00	\$ 9,618,409.00	\$ 9,765,038.00	\$ 9,723,903.00	\$ 10,354,005.00	\$ 10,010,232.00
		5.26%	3.93%	0.15%	2.21%	2.52%	4.57%	1.52%	-0.42%	6.48%	-3.32%
		\$ 8,140,324.08	\$ 8,441,886.45	\$ 8,878,500.29	\$ 8,962,377.82	\$ 9,187,256.32	\$ 9,363,662.75	\$ 9,733,829.91	\$ 10,223,994.79	\$ 10,501,815.24	\$ 10,737,103.19
	1.60%	0.10%	1.30%	2.10%	2.40%	1.80%	1.20%	4.70%	8%	3.70%	

County of Alpena - Millage Rate Comparison

Tax Rates - 2021



Select View
 Tax Rates
 Tax Totals

Tax Total Mark
 On
 Off

State
 MI

Region
 09 NEMCOG

Type
 County

County Located
 (All)

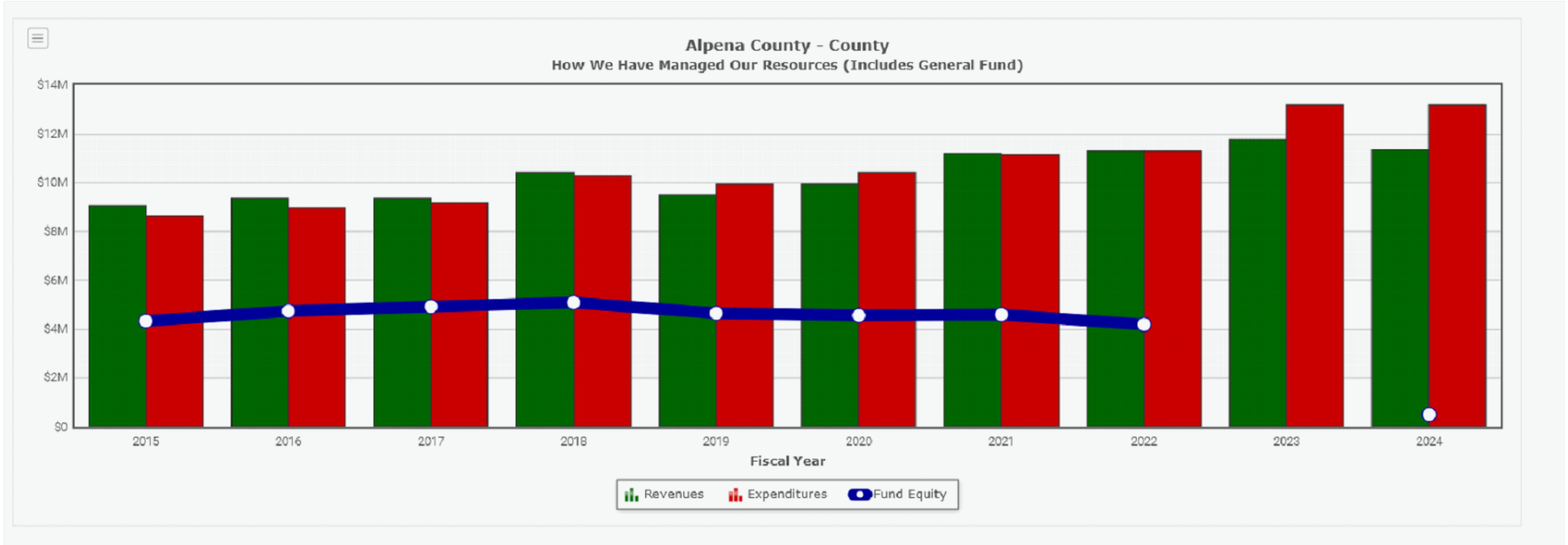
County Collected
 (All)

Purpose
 (All)

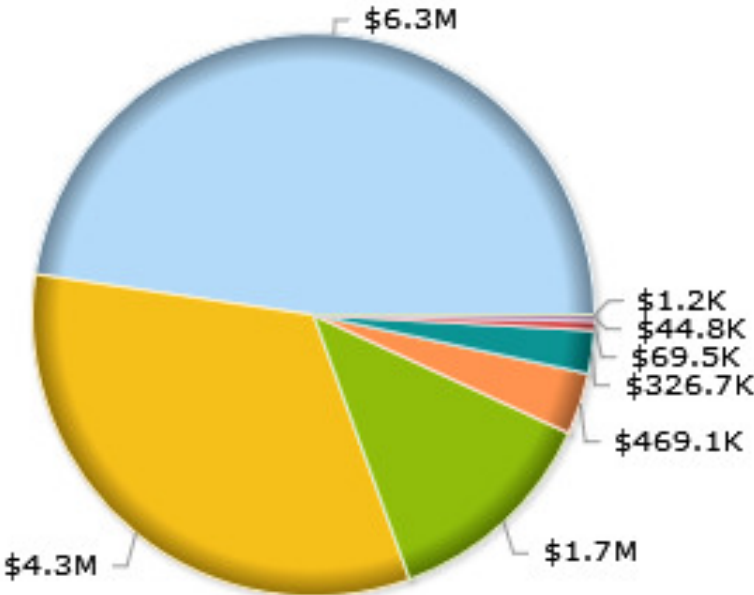
Tax Year
 2021

- Purpose
- General Operati...
 - LIBRARY
 - Police
 - AMBULANCE
 - AMBULANCE/A...
 - ANIMAL CONT...
 - DRUG ENFOR...
 - E-911
 - General Operati...
 - Jail
 - MSU Extension
 - Parks & Recreat...
 - POLICE EQUIP
 - RECYCLING
 - ROADS
 - SCHOOL LIAS...

Local Unit	County Located	County Collected	Tax Rate
Cheboygan County	Cheboygan County	Cheboygan County	8.228
Presque Isle County	Presque Isle County	Presque Isle County	7.240
Alpena County	Alpena County	Alpena County	9.547
Crawford County	Crawford County	Crawford County	11.757
Montmorency County	Montmorency County	Montmorency County	10.584
Alcona County	Alcona County	Alcona County	7.831
Oscoda County	Oscoda County	Oscoda County	10.955
Otsego County	Otsego County	Otsego County	10.235



County of Alpena 2023
How the Money is Spent (Includes General Funds)



- General Government
- Police Department
- Judicial
- Health & Welfare
- Community & Economic Development
- Other
- Capital Outlay & Special Items
- Debt Service