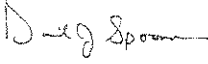


Memorandum

To: Cathy Erickson, CFO/Executive Director of Business Services
David Kirby, School Board Chair

From: Dave Spooner 
Manager of Facilities

Date: May 8, 2019

Re: Annual EXTENSIONS for District-Wide Contract Services

The following contracts were previously approved by the School Board for services with the option to extend for two additional one-year periods if the amount was determined to be acceptable by the CFO/Executive Director of Business Services and the Manager of Facilities.

Quote #4258 – EXTENSION District-Wide Bricklayer Labor

Third Year of Contract (Second of Two Renewable Years)
Stretar Masonry & Concrete Inc. – Total Annual Cost estimated at \$23,369.08

Quote #4259 – EXTENSION District-Wide Flooring Installation Labor

Third Year of Contract (Second of Two Renewable Years)
Johnson's Carpet One – Total Annual Cost estimated at \$6,420.02

Quote #4260 – EXTENSION District-Wide Annual Service & Maintenance of Emergency Generators

Third Year of Contract (Second of Two Renewable Years)
Cummins Inc. – Total Annual Cost estimated at \$16,160.38

Quote #4261 – EXTENSION District-Wide Plumbing Labor

Third Year of Contract (Second of Two Renewable Years)
The Jamar Company – Total Annual Cost estimated at \$26,838.00

Quote #4262 – EXTENSION District-Wide Roofing Labor

Third Year of Contract (Second of Two Renewable Years)
The Jamar Company – Total Annual Cost estimated at \$32,281.00

Quote #4275 – EXTENSION District-Wide Painting Labor

Third Year of Contract (Second of Two Renewable Years)
Swanson & Youngdale, Inc. – Total Annual Cost estimated at \$38,605.00

Quote #4282 – EXTENSION District-Wide Annual Inspection and Service to Boilers
Second Year of Contract (First of Two Renewable Years)
Johnson Controls, Inc. – Total Annual Cost estimated at \$22,523.98

Quote #4283 – EXTENSION District-Wide Annual Cement Masons Labor
Second Year of Contract (First of Two Renewable Years)
Northland Constructors of Duluth, Inc. – Total Annual Cost estimated at \$11,109.65

Quote #4284 – EXTENSION District-Wide Electrical Labor–High Voltage & Low Voltage Services
Second Year of Contract (First of Two Renewable Years)
Hunt Electric Corporation – Total Annual Cost estimated at \$40,207.19

Quote #4285 – EXTENSION District-Wide Elevator Inspection and Service
Second Year of Contract (First of Two Renewable Years)
Schindler Elevator Corporation – Total Annual Cost estimated at \$30,244.43

Quote #4286 – EXTENSION District-Wide Inspection and Testing of Fire Alarm Systems
Second Year of Contract (First of Two Renewable Years)
Northland Fire & Safety, Inc. – Total Annual Cost estimated at \$18,989.07

Quote #4287 – EXTENSION District-Wide Glass Replacement Services
Second Year of Contract (First of Two Renewable Years)
Superior Glass, Inc. – Total Annual Cost estimated at \$23,563.36

Quote #4288 – EXTENSION District-Wide Annual Testing & Maintenance of Sprinkler Systems
Second Year of Contract (First of Two Renewable Years)
A.G. O'Brien Plumbing & Heating Co. – Total Annual Cost estimated at \$6,585.77

Recommendation

I recommend approval of the above contract extensions. After review and if you concur, please sign both copies based on signing authority and return them to the Facilities Management office for processing. A yearly cost comparison is attached for each contract for your reference.

Attachments

CONTRACT
BRICKLAYER LABOR
Quote #4258

Third Year of Contract (Second of Two Renewable Years)
for the period of July 1, 2019 through June 30, 2020 (FY20)
Independent School District No. 709


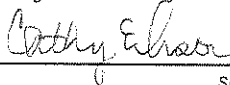
Contractor:	Stretar Masonry & Concrete Company, Inc.
Contact:	Terry Radtke
Address:	5719 Roosevelt Street, Duluth, Minnesota 55807
Phone:	218-624-4824 fax 218-624-4825
Correspondence Email Address	stretar@callta.com
Emergency Contact & Phone Number	David Greske 218-393-8222

REGULAR HOURLY RATE	<i>FY18</i>	<i>FY19</i>	FY20
	<i>First Year</i>	<i>Second Year</i>	Third Year
FOREMAN	\$81.00	\$82.38	\$83.94
JOURNEYMAN	\$76.50	\$77.80	\$79.28
APPRENTICE	\$68.00	\$69.16	\$70.47

OVERTIME HOURLY RATE	<i>FY18</i>	<i>FY19</i>	FY20
FOREMAN	\$104.00	\$105.77	\$107.78
JOURNEYMAN	\$99.00	\$100.68	\$102.60
APPRENTICE	\$92.00	\$93.56	\$95.34

(1.7% increase over FY18 contract and 1.9% increase over FY19 contract)

Estimated Annual Amount of Quote \$23,369.08

Insurance Received	<input checked="" type="checkbox"/>		
Acceptance of 2019/2020 Contract		 Terry Radtke, <i>signature</i> President	<u>4/3/19</u> <i>date</i>
ISD 709, Cathy Erickson		 Cathy Erickson, <i>signature</i>	<u>5-10-19</u> <i>date</i>
CFO/Executive Director of Business Services			

COMPARISON

BRICKLAYER LABOR

July 1, 2019 through June 30, 2020

	change from FY19	FY20 Quote 4258 3rd Year	FY19 Quote 4258 2nd Year	FY18 Quote 4258	FY17 Quote 4163 3rd Year	FY16 Quote 4163 2nd Year	FY15 Quote 4163	FY14 Quote 4073 3rd Year
Foreman (regular hourly rate)	1.9%	\$83.94	\$82.38	\$81.00	\$76.15	\$76.15	\$75.40	\$82.19
Journeyman (regular hourly rate)	1.9%	\$79.28	\$77.80	\$76.50	\$72.11	\$72.11	\$71.40	\$70.75
Apprentice (regular hourly rate)	1.9%	\$70.47	\$69.16	\$68.00	\$66.16	\$66.16	\$65.50	\$64.50
Foreman (Overtime)	1.9%	\$107.78	\$105.77	\$104.00	\$93.58	\$93.58	\$92.65	\$106.12
Journeyman (Overtime)	1.9%	\$102.59	\$100.68	\$99.00	\$91.56	\$91.56	\$90.65	\$95.72
Apprentice (Overtime)	1.9%	\$95.34	\$93.56	\$92.00	\$82.62	\$82.62	\$81.80	\$85.31
Total Annual Amount of Quote	1.9%	\$23,369.08	\$22,933.70	\$22,550.00	\$28,844.00	\$28,844.00	\$28,560.00	\$28,300.00
		<i>300 hours</i>	<i>300 hours</i>	<i>300 hours</i>	<i>400 hours</i>			

COMPARISON

FLOORING INSTALLATION LABOR

July 1, 2019 through June 30, 2020

	change from FY19	FY20 Quote #4259 3rd Year	FY19 Quote #4259 2nd Year	FY18 Quote #4259	FY17 Quote #4168 3rd Year	FY16 Quote #4168 2nd Year	FY15 Quote #4168	FY14 Quote #4077 3rd Year
Hourly Rate	1.9%	\$64.20	\$63.00	\$61.95	\$55.17	\$55.17	\$54.62	\$54.62
Total Annual Amount of Quote	1.9%	\$6,420.02	\$6,300.00	\$6,195.00	\$5,517.00	\$5,517.00	\$5,462.00	\$5,462.00

CONTRACT

ANNUAL SERVICE AND MAINTENANCE OF EMERGENCY GENERATORS - QUOTE #4260

Third Year of Contract (Second of Two Renewable Years)
for the period of July 1, 2019 through June 30, 2020 (FY20)
Independent School District No. 709

Contractor:	Cummins, Inc.		
Contact:	Mark Hassel		
Address:	1600 Buerkle Road, White Bear Lake, Minnesota 55110		
Phone:	920-445-6543	fax 920-338-6105	
Correspondance Email Address	michael.obermann@cummins.com		
Emergency Contact & Phone Number	Mike Obermann 920-445-6543		

CALL OUT HOURLY RATE	FY18 First Year	FY19 Second Year	FY20 Third Year
Normal Working Hours	\$106.50	\$108.31	\$110.37
After Normal Working Hours	\$131.50	\$133.74	\$136.28
Holiday Working Hours	\$156.50	\$159.16	\$162.18

ANNUAL SERVICE COST PER BUILDING

1	Congdon Park	\$368.30	\$374.56	\$381.68
2	Denfeld HS	\$333.85	\$339.53	\$345.98
3	East HS	\$369.55	\$375.83	\$382.97
4	HOCHS	\$358.90	\$365.00	\$371.94
5	Homecroft	\$337.24	\$342.97	\$349.49
6	Lakewood	\$344.69	\$350.55	\$357.21
7	Laura MacArthur	\$353.90	\$359.92	\$366.75
8	Lester Park	\$381.45	\$387.93	\$395.31
9	Lincoln Park MS	\$411.25	\$418.24	\$426.19
10	Lowell	\$376.73	\$383.13	\$390.41
11	Myers-Wilkins	\$347.00	\$352.90	\$359.60
12	Ordean East MS	\$349.50	\$355.44	\$362.19
13	Piedmont	\$355.15	\$361.19	\$368.05
14	Stowe	\$256.45	\$260.81	\$265.77
	Total	\$4,943.96	\$5,028.01	\$5,123.54

(1.7% increase over FY18 contract and 1.9% increase over FY19 contract)

Estimated Annual Amount of Quote \$16,160.38

Insurance Received	<input checked="" type="checkbox"/>		Digitally signed by Mark Hassel Date: 2019.04.29 13:51:58 -05'00'
Acceptance of 2019/2020 Contract		Mark Hassel	
		_____ signature	_____ date
ISD 709, Cathy Erickson CFO/Executive Director of Business Services		<i>Cathy Erickson</i>	5-10-19 date
		_____ signature	_____ date

REVIEWED
By la430 at 10:54 am, Apr 29, 2019

COMPARISON

ANNUAL SERVICE AND MAINTENANCE OF EMERGENCY GENERATORS

July 1, 2019 through June 30, 2020

	change from FY19	FY20 Quote #4260 Third Year	FY19 Quote #4260 Second Year	FY18 Quote #4260	FY17 Quote #4167 Third Year	FY16 Quote #4167 Second Year	FY15 Quote #4167	
Normal Working Hours	1.9%	\$110.37	\$108.31	\$106.50	\$119.18	\$119.18	\$118.00	
After Normal Working Hours	1.9%	\$136.28	\$133.74	\$131.50	\$167.16	\$167.16	\$165.50	
Holiday Working Hours	1.9%	\$162.18	\$159.16	\$156.50	\$215.13	\$215.13	\$213.00	
1 Congdon Park	1.9%	\$381.68	\$374.56	\$368.30	\$494.14	\$494.14	\$489.25	
2 Denfeld HS	1.9%	\$345.98	\$339.53	\$333.85	\$440.05	\$440.05	\$435.69	
3 East HS	1.9%	\$382.97	\$375.83	\$369.55	\$489.35	\$489.35	\$484.50	
4 HOCHS	1.9%	\$371.94	\$365.00	\$358.90	\$379.39	\$379.39	\$375.63	
5 Homecroft	1.9%	\$349.49	\$342.97	\$337.24	\$345.38	\$345.38	\$341.96	
6 Lakewood	1.9%	\$357.21	\$350.55	\$344.69	\$314.37	\$314.37	\$311.26	
7 Laura MacArthur	1.9%	\$366.76	\$359.92	\$353.90	\$473.22	\$473.22	\$468.53	
8 Lester Park	1.9%	\$395.30	\$387.93	\$381.45	\$500.26	\$500.26	\$495.31	
9 Lincoln Park MS	1.9%	\$426.19	\$418.24	\$411.25	\$513.35	\$513.35	\$508.27	
10 Lowell	1.9%	\$390.41	\$383.13	\$376.73	\$381.98	\$381.98	\$378.20	
11 Myers-Wilkins	1.9%	\$359.61	\$352.90	\$347.00	\$374.51	\$374.51	\$370.80	
12 Ordean East MS	1.9%	\$362.19	\$355.44	\$349.50	\$513.35	\$513.35	\$508.27	
13 Piedmont	1.9%	\$368.05	\$361.19	\$355.15	\$484.14	\$484.14	\$479.35	
14 Stowe	1.9%	\$265.77	\$260.81	\$256.45	\$304.81	\$304.81	\$301.79	
Total Annual Amount of Service	1.9%	\$5,123.54	\$5,028.01	\$4,943.96	\$6,008.30	\$6,008.30	\$5,948.81	
Total Annual Amount of Quote		\$16,160.38						

CONTRACT

PLUMBING LABOR - Quote #4261

Third Year of Contract (Secons of Two Renewable Years)
for the period of July 1, 2019 through June 30, 2020 (FY20)
Independent School District No. 709

Contractor:	The Jamar Company
Contact:	Mark Swanson
Address:	4701 Mike Colalillo Drive, Duluth, Minnesota 55807
Phone:	218-628-6027 fax 218-628-1174
Correspondance Email Address	mark.swanson@jamarcompany.us
Emergency Contact & Phone Number	218-628-3624



REGULAR HOURLY RATE	FY18 <i>First Year</i>	FY19 <i>Second Year</i>	FY20 <i>Third Year</i>
Plumber Foreman	\$88.40	\$89.90	\$91.61
Plumber Journeyman	\$72.06	\$73.29	\$74.68
Plumber Apprentice (60%)	\$53.25	\$54.16	\$55.18
Plumber Apprentice (45%)	\$45.27	\$46.04	\$46.91
Sheet Metal Worker Foreman	\$92.03	\$93.59	\$95.37
Sheet Metal Worker Journeyman (2 year)	\$71.45	\$72.66	\$74.05
Insulator Foreman	\$102.11	\$103.85	\$105.82
Insulator Journeyman (2 year)	\$61.69	\$62.74	\$63.93

OVERTIME HOURLY RATE (time and a half)			
Plumber Foreman	\$132.60	\$134.85	\$137.42
Plumber Journeyman	\$108.09	\$109.93	\$112.02
Plumber Apprentice (60%)	\$79.88	\$81.24	\$82.78
Plumber Apprentice (45%)	\$67.91	\$69.06	\$70.38
Sheet Metal Worker Foreman	\$138.05	\$140.40	\$143.06
Sheet Metal Worker Journeyman (2 year)	\$107.18	\$109.00	\$111.07
Insulator Foreman	\$153.17	\$155.77	\$158.73
Insulator Journeyman (2 year)	\$92.54	\$94.11	\$95.90

OVERTIME HOURLY RATE (double time)			
Plumber Foreman	\$176.80	\$179.81	\$183.22
Plumber Journeyman	\$144.12	\$146.57	\$149.35
Plumber Apprentice (60%)	\$106.50	\$108.31	\$110.37
Plumber Apprentice (45%)	\$90.54	\$92.08	\$93.83
Sheet Metal Worker Foreman	\$184.06	\$187.19	\$190.75
Sheet Metal Worker Journeyman (2 year)	\$142.90	\$145.33	\$148.09
Insulator Foreman	\$204.22	\$207.69	\$211.64
Insulator Journeyman (2 year)	\$123.38	\$125.48	\$127.86

(1.7% increase over FY18 contract and 1.9% increase over FY19 contract)

Estimated Annual Amount of Quote \$26,838.00

Insurance Received	<input checked="" type="checkbox"/>		
Acceptance of 2019/2020 Contract		04/23/19	
	<small>signature</small>	<small>date</small>	
ISD 709, School Board Chair		5/14/19	
	<small>signature</small>	<small>date</small>	

COMPARISON

PLUMBING LABOR

July 1, 2019 through June 30, 2020

REGULAR HOURLY RATE	change from FY19	FY20 Quote 4261 3rd Year	FY19 Quote 4261 2nd Year	FY18 Quote 4261	FY17 Quote 4170 3rd Year	FY16 Quote 4170 2nd Year	FY15 Quote 4170	FY14 Quote 4079 3rd Year
Plumber Foreman	1.9%	\$91.61	\$89.90	\$88.40	\$86.86	\$86.86	\$86.00	\$82.19
Plumber Journeyman	1.9%	\$74.68	\$73.29	\$72.06	\$69.69	\$69.69	\$69.00	\$67.63
Plumber Apprentice (60%)	1.9%	\$55.18	\$54.16	\$53.25	\$56.56	\$56.56	\$56.00	\$54.10
Plumber Apprentice (45%)	1.9%	\$46.91	\$46.04	\$45.27	\$48.48	\$48.48	\$48.00	\$46.82
Sheetmetal Worker Foreman	1.9%	\$95.37	\$93.59	\$92.03	\$87.87	\$87.87	\$87.00	
Sheetmetal Worker Journeyman (2 yr)	1.9%	\$74.05	\$72.66	\$71.45	\$82.82	\$82.82	\$82.00	\$74.91
Insulator Foreman	1.9%	\$105.82	\$103.85	\$102.11				
Insulator Journeyman (2 yr)	1.9%	\$63.93	\$62.74	\$61.69				
Total Annual Amount of Quote	1.9%	\$26,838.00	\$26,339.00	\$25,898.00	\$27,876.00	\$27,876.00	\$27,600.00	\$27,052.00

OVERTIME HOURLY RATE (time and a half)

Plumber Foreman	1.9%	\$137.42	\$134.85	\$132.60	\$130.29	\$130.29	\$129.00	\$123.29
Plumber Journeyman	1.9%	\$112.02	\$109.93	\$108.09	\$104.54	\$104.54	\$103.50	\$101.44
Plumber Apprentice (60%)	1.9%	\$82.78	\$81.24	\$79.88	\$84.84	\$84.84	\$84.00	\$81.15
Plumber Apprentice (45%)	1.9%	\$70.38	\$69.06	\$67.91	\$72.72	\$72.72	\$72.00	\$70.23
Sheetmetal Worker Foreman	1.9%	\$143.06	\$140.40	\$138.05				
Sheetmetal Worker Journeyman (2 yr)	1.9%	\$111.07	\$109.00	\$107.18	\$124.23	\$124.23	\$123.00	\$112.36
Insulator Foreman	1.9%	\$158.73	\$155.77	\$153.17				
Insulator Journeyman (2 yr)	1.9%	\$95.90	\$94.11	\$92.54				

OVERTIME HOURLY RATE (double time)

Plumber Foreman	1.9%	\$183.22	\$179.81	\$176.80	\$173.72	\$173.72	\$172.00	\$164.38
Plumber Journeyman	1.9%	\$149.35	\$146.57	\$144.12	\$139.38	\$139.38	\$138.00	\$135.25
Plumber Apprentice (60%)	1.9%	\$110.37	\$108.31	\$106.50	\$113.12	\$113.12	\$112.00	\$93.64
Plumber Apprentice (45%)	1.9%	\$93.83	\$92.08	\$90.54	\$96.96	\$96.96	\$96.00	\$108.20
Sheetmetal Worker Foreman	1.9%	\$190.75	\$187.19	\$184.06				
Sheetmetal Worker Journeyman (2 yr)	1.9%	\$148.09	\$145.33	\$142.90	\$165.64	\$165.64	\$164.00	\$149.82
Insulator Foreman	1.9%	\$211.64	\$207.69	\$204.22				
Insulator Journeyman (2 yr)	1.9%	\$127.86	\$125.48	\$123.38				

CONTRACT ROOFING LABOR QUOTE #4262

Third Year of Contract (Second of Two Renewable Years)
for the period of July 1, 2019 through June 30, 2020 (FY20)
Independent School District No. 709


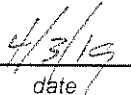

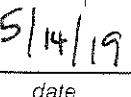
Contractor:	The Jamar Company		
Contact:	Mike Billings		
Address:	4701 Mike Colalillo Drive, Duluth, Minnesota 55807		
Phone:	218-628-1027	fax 218-628-1174	
Correspondance Email Address	caleb.blomdahl@jamarcompany.us		
Emergency Contact & Phone Number	Caleb Bloomdahl 218-481-5821		

REGULAR HOURLY RATE	FY18 <i>First Year</i>	FY19 <i>Second Year</i>	FY20 <i>Third Year</i>
Roofing Foreman	\$84.00	\$85.43	\$87.05
Roofing Journeyman	\$81.00	\$82.38	\$83.94
Roofing Laborer	\$60.00	\$61.02	\$62.18
Crane/Operator Rate	\$95.00	\$96.62	\$98.45
Sheet Metal Journeyman	\$78.00	\$79.33	\$80.83

OVERTIME HOURLY RATE	FY18	FY19	FY20
Roofing Foreman	\$116.00	\$117.97	\$120.21
Roofing Journeyman	\$113.00	\$114.92	\$117.10
Roofing Laborer	\$90.00	\$91.53	\$93.27
Crane/Operator Rate	\$130.00	\$132.21	\$134.72
Sheet Metal Journeyman	\$108.00	\$109.84	\$111.92

(1.7% increase over FY18 contract and 1.9% increase over FY19 contract)

Estimated Annual Amount of Quote \$32,281.00

Insurance Received	<input checked="" type="checkbox"/>		
Acceptance of 2019/2020 Contract		 <small>signature</small>	 <small>date</small>
ISD 709, School Board Chair		 <small>signature</small>	 <small>date</small>

COMPARISON

ROOFING LABOR

July 1, 2019 through June 30, 2020

		change from FY19	FY20 Quote 4262 3rd Year	FY19 Quote 4262 2nd Year	FY18 Quote 4262	FY17 Quote 4172 3rd Year	FY16 Quote 4172 2nd Year	FY15 Quote 4172	FY14 Quote 4080 3rd Year
Roofing Foreman	REGULAR	1.9%	\$87.05	\$85.43	\$84.00	\$78.28	\$78.28	\$77.50	\$77.46
Roofing Journeyman		1.9%	\$83.94	\$82.38	\$81.00	\$74.84	\$74.84	\$74.10	\$74.08
Roofing Laborer		1.9%	\$62.18	\$61.02	\$60.00	\$55.55	\$55.55	\$55.00	\$52.54
Crane/Operator Rate		1.9%	\$98.45	\$96.62	\$95.00	\$131.30	\$131.30	\$130.00	\$130.05
Sheet Metal Journeyman		1.9%	\$80.83	\$79.33	\$78.00	\$84.84	\$84.84	\$84.00	\$86.35
Roofing Foreman	OVERTIME	1.9%	\$120.21	\$117.97	\$116.00	\$108.73	\$108.73	\$107.65	\$106.80
Roofing Journeyman		1.9%	\$117.10	\$114.92	\$113.00	\$104.28	\$104.28	\$103.25	\$101.65
Roofing Laborer		1.9%	\$93.27	\$91.53	\$90.00	\$77.16	\$77.16	\$76.40	\$72.00
Crane/Operator Rate		1.9%	\$134.72	\$132.21	\$130.00	\$161.60	\$161.60	\$160.00	\$156.06
Sheet Metal Journeyman		1.9%	\$111.92	\$109.84	\$108.00	\$117.87	\$117.87	\$116.70	\$111.84
Total Annual Amount of Quote		1.9%	\$32,281.00	\$31,680.50	\$31,150.00	\$29,936.00	\$29,936.00	\$29,640.00	\$29,632.00

FY13			
Quote 4080 2nd Year	FY12 Quote 4080	FY11 Bid 1191	FY10 Bid 1142
\$76.16	\$74.45	\$73.75	\$90.03
\$72.84	\$71.20	\$69.75	\$73.60
\$51.66	\$50.50	\$47.95	\$48.35
\$127.88	\$125.00	\$125.00	\$150.00
\$84.91	\$83.00	\$83.00	\$87.60
\$105.01	\$102.65	\$92.95	\$111.48
\$99.95	\$97.70	\$87.90	\$93.79
\$70.79	\$69.20	\$60.45	\$56.86
\$153.45	\$150.00	\$150.00	\$168.00
\$109.97	\$107.50	\$104.60	\$110.28
\$29,136.00	\$28,480.00	\$27,900.00	\$73,600.00
		400 hrs	1000 hrs

CONTRACT PAINTING LABOR Quote #4275

Third Year of Contract (Second of Two Renewable Years)
for the period of July 1, 2019 through June 30, 2020 (FY20)
Independent School District No. 709



Contractor:	Swanson & Youngdale, Inc.		
Contact:	Mike Keenan		
Address:	3805 Prosperity Road, Duluth, Minnesota 55811		
Phone:	218-727-6682	fax 218-727-6693	
Correspondence Email Address	mike.keenan@syinc.us loran.shelton@syinc.us		
Emergency Contact & Phone Number	218-348-5160		

REGULAR HOURLY RATE	FY18 <i>First Year</i>	FY19 <i>Second Year</i>	FY20 <i>Third Year</i>
Painter Foreman	\$74.50	\$75.77	\$77.21
<i>Painter Apprentice</i>			
Drywall Taper Journeyman	\$74.50	\$75.77	\$77.21
<i>Drywall Taper Apprentice</i>			
<i>Plasterers Journeyman</i>			

OVERTIME HOURLY RATE	FY18	FY19	FY20
Painter Foreman	\$111.75	\$113.65	\$115.81
<i>Painter Apprentice</i>			
Drywall Taper Journeyman	\$111.75	\$113.65	\$115.81
<i>Drywall Taper Apprentice</i>			
<i>Plasterers Journeyman</i>			

(1.7% increase over FY18 contract and 1.9% increase over FY19 contract)

Estimated Annual Amount of Quote \$38,605.00

Insurance Received	<input checked="" type="checkbox"/>		
Acceptance of 2019/2020 Contract	 <small>signature</small>	4-18-19	<small>date</small>
ISD 709, School Board Chair	 <small>signature</small>	5/14/19	<small>date</small>

COMPARISON
PAINTING LABOR

July 1, 2019 through June 30, 2020

		FY20 change from FY19	FY20 Quote #4275 3rd Year	FY19 Quote #4275 2nd Year	FY18 Quote #4275		FY14 Quote #4078 3rd Year	FY13 Quote #4078 2nd Year	FY12 Quote #4078	FY11 Bid #1189
Painter Foreman	REGULAR	1.9%	\$77.21	\$75.77	\$74.50	NO CONTRACT FY15-FY17	\$64.66	\$63.58	\$62.15	\$61.50
Painter Apprentice							\$55.35	\$54.42	\$53.20	\$50.40
Drywall Taper Journeyman		1.9%	\$77.21	\$75.77	\$74.50		\$66.64	\$65.52	\$64.05	\$63.50
Drywall Taper Apprentice							\$58.83	\$57.85	\$56.55	\$55.00
Painter Foreman	OVERTIME	1.9%	\$115.81	\$113.65	\$111.75		\$93.74	\$92.17	\$90.10	\$88.50
Painter Apprentice							\$80.21	\$78.87	\$77.10	\$72.60
Drywall Taper Journeyman		1.9%	\$115.81	\$113.65	\$111.75		\$96.65	\$95.04	\$92.90	\$91.40
Drywall Taper Apprentice							\$85.31	\$83.89	\$82.00	\$79.20
Total Annual Amount		154.8%	\$38,605.00	\$15,154.00	\$14,900.00		\$12,932.00	\$12,716.00	\$12,430.00	\$12,300.00
			<i>500 hours</i>	<i>200 hours</i>	<i>200 hours</i>		<i>200 hours</i>			

CONTRACT

ANNUAL INSPECTION AND SERVICE TO BOILERS

QUOTE #4282

Second Year of Contract (First of Two Renewable Years)
for the period of July 1, 2019 through June 30, 2020 (FY20)
Independent School District No. 709

NOTE: SERVICE SHALL BE COMPLETED PRIOR TO HEATING SEASON


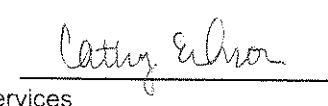
Contractor:	Johnson Controls		
Contact:	Ben Lalone		
Address:	4627 Airpark Boulevard		
Phone:	218-725-6762	Fax:	218-727-7945
Correspondance Email Address	matt.d.hoven@jci.com (Matt Hovan) 866-211-3536		
Emergency Contact & Phone Number	218-727-8996		

HOURLY RATE	FY19 First Year	FY20 Second Year	FY21 Third Year
REGULAR Hourly Rate	\$118.00	\$120.24	
OVERTIME Hourly Rate	\$175.00	\$178.33	
HOLIDAY Hourly Rate	\$175.00	\$178.33	

ANNUAL SERVICE COST PER BUILDING

Building #	Building Name	Count	FY19	FY20	FY21
1	Congdon Park Elementary School	3	\$1,513.00	\$1,541.75	
2	Denfeld High School	7	\$3,357.00	\$3,420.78	
3	East High School	7	\$3,357.00	\$3,420.78	
4	Homecroft Elementary School	3	\$1,513.00	\$1,541.75	
5	Lakewood Elementary School	2	\$1,052.00	\$1,071.99	
6	Laura MacArthur Elementary School	3	\$1,513.00	\$1,541.75	
7	Lester Park Elementary School	2	\$1,052.00	\$1,071.99	
8	Lincoln Park Middle School	3	\$1,513.00	\$1,541.75	
9	Lowell Elementary School	2	\$1,052.00	\$1,071.99	
10	Myers-Wilkins Elementary School	3	\$1,513.00	\$1,541.75	
11	Ordean East Middle School	3	\$1,513.00	\$1,541.75	
12	Piedmont Elementary School	2	\$1,052.00	\$1,071.99	
13	Rockridge Academy	2	\$1,052.00	\$1,071.99	
14	Stowe Elementary School	2	\$1,052.00	\$1,071.99	
Total Amount			\$22,104.00	\$22,523.98	

(1.9% increase over FY19 contract)

Insurance Received	<input checked="" type="checkbox"/>		
Acceptance of 2019/2020 Contract		 signature	<u>4/4/19</u> date
ISD 709, Cathy Erickson CFO/Executive Director of Business Services		 signature	<u>5-9-19</u> date

COMPARISON

ANNUAL INSPECTION AND SERVICE OF BOILERS

July 1, 2019 through June 30, 2020

	change from FY19	FY20 Quote #4282 2nd Year	FY19 Quote #4282	FY18 Quote #4198 3rd Year	FY17 Quote #4198 2nd Year	FY16 Quote #4198	FY15 Quote 4165-1
Normal Working Hours	1.9%	\$120.24	\$118.00	\$102.52	\$101.50	\$101.50	\$98.00
After Normal Working Hours	1.9%	\$178.33	\$175.00	\$153.77	\$152.25	\$152.25	\$147.00
Sunday & Holiday Working Hours	1.9%	\$178.33	\$175.00	\$205.03	\$203.00	\$203.00	\$196.00
1 Congdon Park	1.9%	\$1,541.75	\$1,513.00	\$1,530.15	\$1,515.00	\$1,515.00	\$1,572.00
2 Denfeld HS	1.9%	\$3,420.78	\$3,357.00	\$2,550.25	\$2,525.00	\$2,525.00	\$2,552.00
3 East HS	1.9%	\$3,420.78	\$3,357.00	\$2,550.25	\$2,525.00	\$2,525.00	\$2,552.00
4 Homecroft	1.9%	\$1,541.75	\$1,513.00	\$1,530.15	\$1,515.00	\$1,515.00	\$1,865.00
5 Lakewood	1.9%	\$1,071.99	\$1,052.00	\$600.95	\$595.00	\$595.00	\$886.00
6 Laura MacArthur	1.9%	\$1,541.75	\$1,513.00	\$1,530.15	\$1,515.00	\$1,515.00	\$1,572.00
7 Lester Park	1.9%	\$1,071.99	\$1,052.00	\$1,020.10	\$1,010.00	\$1,010.00	\$1,082.00
8 Lincoln Park MS	1.9%	\$1,541.75	\$1,513.00	\$1,530.15	\$1,515.00	\$1,515.00	\$1,572.00
9 Lowell	1.9%	\$1,071.99	\$1,052.00	\$1,020.10	\$1,010.00	\$1,010.00	\$1,072.00
10 Myers-Wilkins	1.9%	\$1,541.75	\$1,513.00	\$1,530.15	\$1,515.00	\$1,515.00	\$1,572.00
11 Ordean East MS	1.9%	\$1,541.75	\$1,513.00	\$1,530.15	\$1,515.00	\$1,515.00	\$1,572.00
12 Piedmont	1.9%	\$1,071.99	\$1,052.00	\$1,020.10	\$1,010.00	\$1,010.00	\$1,082.00
13 Rockridge Academy	1.9%	\$1,071.99	\$1,052.00	<i>newly added</i>			
14 Stowe	1.9%	\$1,071.99	\$1,052.00	\$600.95	\$595.00	\$595.00	\$886.00
TOTAL AMOUNT OF QUOTE	1.9%	\$22,523.98	\$22,104.00	\$18,543.60	\$18,360.00	\$18,360.00	\$19,837.00
		44 boilers	44 boilers	36 boilers	36 boilers	36 boilers	36 boilers

CONTRACT CEMENT MASONS LABOR Quote #4283

Second Year of Contract (First of Two Renewable Years)
for the period of July 1, 2019 through June 30, 2020 (FY20)
Independent School District No. 709


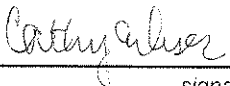
Contractor:	Northland Constructors of Duluth, Inc.		
Contact:	Craig Ploetz		
Address:	4843 Rice Lake Road, Duluth, Minnesota 55803		
Phone:	218-625-2291	fax	218-724-1384
Correspondence Email Address	craig.ploetz@northlandconstructors.us chad.grady@northlandconstructors.us		
Emergency Contact & Phone Number	Chad Grady 218-625-3230		

REGULAR HOURLY RATE	FY19 <i>First Year</i>	FY20 Second Year	FY21 <i>Third Year</i>
FOREMAN	\$76.50	\$77.95	
JOURNEYMAN	\$74.50	\$75.92	
APPRENTICE	\$67.05	\$68.32	

OVERTIME HOURLY RATE	FY19	FY20	FY21
FOREMAN	\$104.00	\$105.98	
JOURNEYMAN	\$100.50	\$102.41	
APPRENTICE	\$90.45	\$92.17	

(1.9% increase over FY19 contract)

Estimated Annual Amount of Quote \$11,109.65

Insurance Received	<input checked="" type="checkbox"/>		
Acceptance of 2019/2020 Contract	 signature	4/12/19	date
ISD 709, Cathy Erickson CFO/Executive Director of Business Services	 signature	5-10-19	date

COMPARISON

CEMENT MASONS LABOR

July 1, 2019 through June 30, 2020

	change from FY19	FY20 Quote #4283 2nd Year	FY19 Quote #4283	FY18 Quote #4199 3rd Year	FY17 Quote #4199 2nd Year	FY16 Quote #4199	FY15 Quote 4120-1 3rd Year
Foreman (regular hourly rate)	1.9%	\$77.95	\$76.50	\$91.54	\$90.63	\$90.63	\$87.17
Journeyman (regular hourly rate)	1.9%	\$75.92	\$74.50	\$89.44	\$88.55	\$88.55	\$85.05
Apprentice (regular hourly rate)	1.9%	\$68.32	\$67.05	\$81.68	\$80.87	\$80.87	\$77.23
Foreman (Overtime hourly rate)	1.9%	\$105.98	\$104.00	\$115.99	\$114.84	\$114.84	\$111.81
Journeyman (Overtime hourly rate)	1.9%	\$102.41	\$100.50	\$112.62	\$111.50	\$111.50	\$108.50
Apprentice (Overtime hourly rate)	1.9%	\$92.17	\$90.45	\$101.09	\$100.09	\$100.09	\$96.80
Total Annual Amount of Quote	1.9%	\$11,109.65	\$10,902.50	\$17,888.00	\$17,710.00	\$17,710.00	\$17,010.00
		<i>150 hrs</i>	<i>150 hrs</i>	<i>200 hrs</i>			

CONTRACT

ELECTRICAL LABOR - HIGH VOLTAGE & LOW VOLTAGE

Quote #4284

Second Year of Contract (First of Two Renewable Years)
for the period of July 1, 2019 through June 30, 2020 (FY20)
Independent School District No. 709



Contractor:	Hunt Electric Corporation
Contact:	Jeffrey D. Tyllia
Address:	4330 West 1st Street, Suite B, Duluth, Minnesota 55807
Phone:	218-624-6504 fax 218-624-7485
Correspondance Email Address	jtyllia@huntelec.com
Emergency Contact & Phone Number	218-628-3323

REGULAR HOURLY RATE	FY19 <i>First Year</i>	FY20 Second Year	FY21 <i>First Year</i>
JOURNEYMAN	\$91.34	\$93.08	
APPRENTICE - level 6 (85%)	\$69.81	\$71.14	
APPRENTICE - level 5 (75%)	\$61.60	\$62.77	
APPRENTICE - level 4 (65%)	\$53.40	\$54.41	
APPRENTICE - level 3 (55%)	\$45.17	\$46.03	
APPRENTICE - level 2 (50%)	\$41.00	\$41.78	
APPRENTICE - level 1 (45%)	\$37.00	\$37.70	
LOW VOLTAGE TECHNICIAN	\$82.00	\$83.56	
LOW VOLTAGE INSTALLER	\$52.90	\$53.91	

OVERTIME HOURLY RATE	FY19	FY20	FY21
JOURNEYMAN	\$123.00	\$125.34	
APPRENTICE - level 6 (85%)	\$103.78	\$105.75	
APPRENTICE - level 5 (75%)	\$91.61	\$93.35	
APPRENTICE - level 4 (65%)	\$79.43	\$80.94	
APPRENTICE - level 3 (55%)	\$67.26	\$68.54	
APPRENTICE - level 2 (50%)	\$47.50	\$48.40	
APPRENTICE - level 1 (45%)	\$42.78	\$43.59	
LOW VOLTAGE TECHNICIAN	\$114.22	\$116.39	
LOW VOLTAGE INSTALLER	\$75.39	\$76.82	

(1.9% increase over FY19 contract)

Estimated Annual Amount of Quote \$40,207.19

Insurance Received	<input checked="" type="checkbox"/>	
Acceptance of 2019/2020 Contract	 <small>signature</small>	4/05/2019 <small>date</small>
ISD 709, School Board Chair	 <small>signature</small>	5/14/19 <small>date</small>

COMPARISON

Electrical Labor - High Voltage & Low Voltage

July 1, 2019 through June 30, 2020

REGULAR HOURLY RATE	change from FY19	FY20 Quote #4284 2nd Year	FY19 Quote #4284	FY18 Quote #4200-1 3rd year	FY17 Quote #4200-1 2nd year	FY16 Quote #4200-1	FY15 Quote #4107 3rd year
Journeyman	1.9%	\$93.08	\$91.34	\$82.32	\$81.50	\$81.50	\$590.12
Apprentice level 6 (85%)	1.9%	\$71.14	\$69.81	\$56.56	\$56.00	\$56.00	\$507.30
Apprentice level 5 (75%)	1.9%	\$62.77	\$61.60	\$50.50	\$50.00	\$50.00	\$443.11
Apprentice level 4 (65%)	1.9%	\$54.41	\$53.40	\$43.43	\$43.00	\$43.00	\$384.10
Apprentice level 3 (55%)	1.9%	\$46.03	\$45.17	\$36.36	\$36.00	\$36.00	\$325.09
Apprentice level 2 (50%)	1.9%	\$41.78	\$41.00	\$33.33	\$33.00	\$33.00	\$295.06
Apprentice level 1 (45%)	1.9%	\$37.70	\$37.00	\$30.30	\$30.00	\$30.00	\$266.07
Low Voltage Technician	1.9%	\$83.56	\$82.00	\$70.70	\$70.00	\$70.00	\$455.53
Low Voltage Installer	1.9%	\$53.91	\$52.90	\$52.52	\$52.00	\$52.00	\$333.37

OVERTIME HOURLY RATE

Journeyman	1.9%	\$125.34	\$123.00	\$123.22	\$122.00	\$122.00	\$110.61
Apprentice level 6 (85%)	1.9%	\$105.75	\$103.78	\$84.84	\$84.00	\$84.00	\$94.05
Apprentice level 5 (75%)	1.9%	\$93.35	\$91.61	\$75.75	\$75.00	\$75.00	\$82.99
Apprentice level 4 (65%)	1.9%	\$80.94	\$79.43	\$64.64	\$64.00	\$64.00	\$71.92
Apprentice level 3 (55%)	1.9%	\$68.54	\$67.26	\$54.54	\$54.00	\$54.00	\$61.08
Apprentice level 2 (50%)	1.9%	\$48.40	\$47.50	\$50.50	\$50.00	\$50.00	\$55.91
Apprentice level 1 (45%)	1.9%	\$43.59	\$42.78	\$45.45	\$45.00	\$45.00	\$49.69
Low Voltage Technician	1.9%	\$116.39	\$114.22	\$106.50	\$105.00	\$105.00	\$85.41
Low Voltage Installer	1.9%	\$76.82	\$75.39	\$78.78	\$78.00	\$78.00	\$62.50

(550 hours)

(550 hours)

(550 hours)

(550 hours)

(550 hours)

(40 days)

Total Annual Amount of Quote	1.9%	\$40,207.19	\$39,457.50	\$35,047.00	\$34,700.00	\$34,700.00	\$23,604.80
-------------------------------------	------	--------------------	-------------	-------------	-------------	-------------	-------------

hourly rates

daily rates

CONTRACT

ELEVATOR SERVICE - Quote #4285

Second Year of Contract (First of Two Renewable Years)
for the period of July 1, 2019 through June 30, 2020 (FY20)
Independent School District No. 709

Contractor:	Schindler Elevator Corporation
Contact:	Robert Hoffman
Address:	895 Blue Gentian Road, Suite 12, Eagan, Minnesota 55121
Phone:	651-406-5345 fax: 651-406-5321
Correspondance Email Address	robert.hoffman@schindler.com - 612-246-6785
Emergency Contact & Phone Number	800-225-3123 (ask for local superintendent)

REGULAR HOURLY RATE	FY19 <i>First Year</i>	FY20 Second Year	FY21 <i>Third Year</i>
Mechanic in Charge	\$146.25	\$149.03	
Mechanic	\$140.00	\$142.66	
Apprentice 4th Year	\$104.00	\$105.98	
Apprentice 3rd Year	\$91.00	\$92.73	
Apprentice 2nd Year	\$78.00	\$79.48	
Apprentice 1st Year	\$65.00	\$66.24	
Probation Apprentice	\$65.00	\$66.24	

OVERTIME HOURLY RATE	FY19 <i>First Year</i>	FY20 Second Year	FY21 <i>Third Year</i>
Mechanic in Charge	\$248.63	\$253.35	
Mechanic	\$238.00	\$242.52	
Apprentice 4th Year	\$176.80	\$180.16	
Apprentice 3rd Year	\$154.70	\$157.64	
Apprentice 2nd Year	\$132.60	\$135.12	
Apprentice 1st Year	\$110.50	\$112.60	
Probation Apprentice	\$110.50	\$112.60	



HOLIDAY HOURLY RATE	FY19 <i>First Year</i>	FY20 Second Year	FY21 <i>Third Year</i>
Mechanic in Charge	\$292.50	\$298.06	
Mechanic	\$280.00	\$285.32	
Apprentice 4th Year	\$208.00	\$211.95	
Apprentice 3rd Year	\$182.00	\$185.46	
Apprentice 2nd Year	\$156.00	\$158.96	
Apprentice 1st Year	\$130.00	\$132.47	
Probation Apprentice	\$130.00	\$132.47	

SERVICE COST PER BUILDING			
1	Congdon Park ES	\$450.00	\$458.55
2	Congdon Park ES Lift	\$396.00	\$403.52
3	Denfeld HS	\$450.00	\$458.55
4	Denfeld HS	\$444.00	\$452.44
5	East HS	\$486.00	\$495.23
6	HOCHS	\$450.00	\$458.55
7	Homecroft ES	\$450.00	\$458.55
8	Laura MacArthur ES	\$486.00	\$495.23
8a	Laura MacArthur ES	\$486.00	\$495.23
9	Lester Park ES	\$486.00	\$495.23
10	Lincoln Park MS	\$486.00	\$495.23
12	Myer-Wilkins ES	\$444.00	\$452.44
15	Ordean East MS - South	\$450.00	\$458.55
16	Ordean East MS - North	\$450.00	\$458.55
17	Piedmont ES	\$444.00	\$452.44
18	STC Main Campus (closed)	\$450.00	\$458.55

Total Amount \$7,308.00 **\$7,446.85**

(1.9% increase over FY19 contract)

Estimated Annual Amount of Quote \$30,244.43

Insurance Received	<input checked="" type="checkbox"/>		
Acceptance of 2019/2020 Contract		4/23/19	
ISD 709, School Board Chair		5/14/19	

COMPARISON ELEVATOR SERVICE

July 1, 2019 through June 30, 2020

Service Cost Per Building	change from FY19	FY20 Quote #4285 2nd Year	FY19 Quote #4285	FY18 Quote 4201-1 3rd Year	FY17 Quote 4201-1 2nd Year	FY16 Quote 4201-1	FY15 Quote #4108 third Year
<i>Central HS (closed)</i>							<i>not in use</i>
1 Congdon Park ES	1.9%	\$458.55	\$450.00	\$454.50	\$450.00	\$450.00	\$490.74
2 Congdon Park ES Lift	1.9%	\$403.52	\$396.00	\$399.96	\$396.00	\$396.00	\$234.00
3 Denfeld HS	1.9%	\$458.55	\$450.00	\$454.50	\$450.00	\$450.00	\$490.74
4 Denfeld HS	1.9%	\$452.44	\$444.00	\$448.44	\$444.00	\$444.00	\$459.68
5 East HS	1.9%	\$495.23	\$486.00	\$490.86	\$486.00	\$486.00	\$459.68
6 HOCHS	1.9%	\$458.55	\$450.00	\$454.50	\$450.00	\$450.00	\$490.74
7 Homecroft ES	1.9%	\$458.55	\$450.00	\$454.50	\$450.00	\$450.00	\$472.10
8 Laura MacArthur ES	1.9%	\$495.23	\$486.00	\$490.86	\$486.00	\$486.00	\$453.46
9 Laura MacArthur ES	1.9%	\$495.23	\$486.00	\$448.44	<i>new elevator</i>		
10 Lester Park ES	1.9%	\$495.23	\$486.00	\$490.86	\$486.00	\$486.00	\$453.46
11 Lincoln Park MS	1.9%	\$495.23	\$486.00	\$490.86	\$486.00	\$486.00	\$459.68
<i>Morgan Park MS (sold)</i>					<i>bldg sold</i>	\$450.00	\$534.22
12 Myers Wilkins ES	1.9%	\$452.44	\$444.00	\$448.44	\$444.00	\$444.00	\$344.76
<i>Nettleton ES (closed)</i>				<i>not in use</i>	\$450.00	\$450.00	\$465.89
<i>Nettleton ES (closed)</i>					<i>not in use</i>	\$450.00	\$490.74
13 Ordean East MS - South	1.9%	\$458.55	\$450.00	\$454.50	\$450.00	\$450.00	\$465.89
14 Ordean East MS - North	1.9%	\$458.55	\$450.00	\$454.50	\$450.00	\$450.00	\$472.10
15 Piedmont ES	1.9%	\$452.44	\$444.00	\$448.44	\$444.00	\$444.00	\$453.46
16 S.T.C. Main Campus	1.9%	\$458.55	\$450.00	\$454.50	\$450.00	\$450.00	\$459.68
<i>Woodland MS (sold)</i>							<i>bldg sold</i>
Total Amount of Inspections	1.9%	\$7,446.85	\$7,308.00	\$7,338.66	\$7,272.00	\$8,172.00	\$8,151.02

REGULAR Hourly Rates

Mechanical in Charge (50 hrs)	1.9%	\$149.03	\$146.25	\$147.71	\$146.25	\$146.25	\$136.66
Mechanical (50 hrs)	1.9%	\$142.66	\$140.00	\$131.30	\$130.00	\$130.00	
Apprentice 4th Year (20 hrs)	1.9%	\$105.98	\$104.00	\$105.04	\$104.00	\$104.00	
Apprentice 3rd Year (20 hrs)	1.9%	\$92.73	\$91.00	\$91.91	\$91.00	\$91.00	
Apprentice 2nd Year (20 hrs)	1.9%	\$79.48	\$78.00	\$78.78	\$78.00	\$78.00	
Apprentice 1st Year (20 hrs)	1.9%	\$66.24	\$65.00	\$65.65	\$65.00	\$65.00	
Probation Apprentice (20 hrs)	1.9%	\$66.24	\$65.00	\$65.65	\$65.00	\$65.00	
Total Amount of Labor	1.9%	\$22,797.58	\$22,372.50	\$22,091.10	\$21,872.50	\$21,872.50	

Total Amount of Quote	1.9%	\$30,244.43	\$29,680.50	\$29,429.76	\$29,144.50	\$30,044.50	
------------------------------	------	--------------------	-------------	-------------	-------------	-------------	--

OVERTIME Hourly Rates

Mechanical in Charge	1.9%	\$253.35	\$248.63	\$251.12	\$248.63	\$248.63	\$231.91
Mechanical	1.9%	\$242.52	\$238.00	\$223.21	\$221.00	\$221.00	
Apprentice 4th Year	1.9%	\$180.16	\$176.80	\$178.57	\$176.80	\$176.80	
Apprentice 3rd Year	1.9%	\$157.64	\$154.70	\$156.25	\$154.70	\$154.70	
Apprentice 2nd Year	1.9%	\$135.12	\$132.60	\$133.93	\$132.60	\$132.60	
Apprentice 1st Year	1.9%	\$112.60	\$110.50	\$111.61	\$110.50	\$110.50	
Probation Apprentice	1.9%	\$112.60	\$110.50	\$111.61	\$110.50	\$110.50	

HOLIDAY Hourly Rates

Mechanical in Charge	1.9%	\$298.06	\$292.50	\$295.43	\$292.50	\$292.50	\$273.32
Mechanical	1.9%	\$285.32	\$280.00	\$262.60	\$260.00	\$260.00	
Apprentice 4th Year	1.9%	\$211.95	\$208.00	\$210.08	\$208.00	\$208.00	
Apprentice 3rd Year	1.9%	\$185.46	\$182.00	\$183.82	\$182.00	\$182.00	
Apprentice 2nd Year	1.9%	\$158.96	\$156.00	\$157.56	\$156.00	\$156.00	
Apprentice 1st Year	1.9%	\$132.47	\$130.00	\$131.30	\$130.00	\$130.00	
Probation Apprentice	1.9%	\$132.47	\$130.00	\$131.30	\$130.00	\$130.00	

CONTRACT

INSPECTION AND TESTING OF FIRE ALARM SYSTEMS

Quote #4286

Second Year of Contract (First of Two Renewable Years)
for the period of July 1, 2019 through June 30, 2020 (FY20)
Independent School District No. 709

Contractor:	Northland Fire & Safety, Inc.		
Contact:	Mary Randby		
Address:	2213 East 5th Street, Superior, Wisconsin 54880		
Phone:	715-398-6643	fax 715-398-6647	
Correspondance Email Address	mrandby@northlandfire.com		
Emergency Contact & Phone Number	Mary Randby 715-398-6643		

INSPECTION	FY19 <i>First Year</i>	FY20 Second Year	FY21 <i>Third Year</i>
Total Amount of Quote <i>(see page 2 of 2)</i>	\$11,415.00	\$10,026.96	

(Contractors annual inspection cost)

ADD/DEDUCT PER DEVICE CHARGE


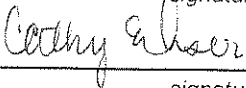
Smoke/Heat Detector	\$1.00	\$1.02	
Signaling Notification Device	\$0.75	\$0.76	
Other Initiating Device	\$1.00	\$1.02	
Accessory Device	\$1.00	\$1.02	

ADD ALTERNATE CLEANING/INSPECTIONS

Duct Cleaning (25 duct hoods)	\$4,925.00	\$5,018.58	
ANSUL System Inspection (19 systems)	\$3,870.00	\$3,943.53	

(1.9% increase over FY19 contract)

Estimated Annual Amount of Quote \$18,989.07

Insurance Received	<input checked="" type="checkbox"/>		
Acceptance of 2019/2020 Contract		 <small>signature</small>	<u>4-5-19</u> <small>date</small>
ISD 709, Cathy Erickson		 <small>signature</small>	<u>5-9-19</u> <small>date</small>
CFO/Executive Director of Business Services			

INSPECTION BREAKDOWN PER BUILDING

LOCATION	FY19 First Year	FY20 Second Year	FY21 Third Year
1) Central High School (<i>closed</i>)	\$370.00	\$377.03	
2) Congdon Park Elementary School	\$395.00	\$402.51	
3) Denfeld High School	\$1,765.00	\$1,798.54	
Sensitivity Testing (FY21)			
4) East High School	\$940.00	\$957.86	
Sensitivity Testing (FY21)			
5) Garfield Avenue Building	\$265.00	\$270.04	
6) Historic Old Central High School		\$560.45	
Sensitivity Testing (FY19)	\$980.00		
7) Homecroft Elementary School		\$463.65	
Sensitivity Testing (FY19)	\$700.00		
8) Lakewood Elementary School		\$366.84	
Sensitivity Testing (FY19)	\$525.00		
9) Laura MacArthur Elementary School	\$620.00	\$631.78	
Sensitivity Testing (FY21)			
10) Lester Park Elementary School	\$315.00	\$320.99	
Sensitivity Testing (FY21)			
11) Lincoln Park Middle School	\$440.00		
Sensitivity Testing (FY20)		\$519.69	
12) Lowell Elementary School		\$473.84	
Sensitivity Testing (FY19)	\$825.00		
14) Myers-Wilkins Elementary School	\$615.00	\$626.69	
15) Nettleton Elementary School (<i>closed</i>)	\$350.00	<i>closed</i>	
16) Ordean East Middle School	\$640.00		
Sensitivity Testing (FY20)		\$743.87	
13) Piedmont Elementary School	\$380.00	\$387.22	
Sensitivity Testing (FY21)			
14) Rockridge Academy	\$185.00	\$188.52	
15) S.T.C. Main Campus (<i>closed</i>)	\$400.00	\$407.60	
16) S.T.C. Upper Campus - Facilities	\$95.00	\$96.81	
17) Stowe Elementary School		\$433.08	
Sensitivity Testing (FY19)	\$610.00		
Total Amount of Quote	\$11,415.00	\$10,026.96	

COMPARISON

ANNUAL INSPECTION AND TESTING OF FIRE ALARM SYSTEMS

July 1, 2019 through June 30, 2020

		change from FY19	FY20 Quote #4286 2nd Year	FY19 Quote #4286	FY18 Quote #4202 3rd Year	FY17 Quote #4202 2nd Year	FY16 Quote #4202	FY15 Quote #4109 3rd Year
1	Central HS (closed)	1.9%	\$377.03	\$370.00	\$338.35	\$335.00	\$335.00	\$616.01
2	Congdon Park ES	1.9%	\$402.51	\$395.00	\$358.55		\$355.00	\$360.00
	Sensitivity Testing					\$560.00		
3	Denfeld HS	1.9%	\$1,798.54	\$1,765.00	\$1,661.45	\$1,645.00		\$1,351.07
	Sensitivity Testing						\$3,000.00	
4	East HS	1.9%	\$957.86	\$940.00	\$878.70	\$870.00		\$170.83
	Sensitivity Testing						\$1,003.00	
5	Garfield Avenue Building	1.9%	\$270.04	\$265.00	\$237.35	\$235.00	\$235.00	\$403.77
6	Historic Old Central HS		\$560.45		\$508.03	\$503.00	\$503.00	\$704.01
	Sensitivity Testing			\$980.00				
7	Homecroft ES		\$463.45		\$419.15	\$415.00	\$415.00	\$383.06
	Sensitivity Testing			\$700.00				
8	Lakewood ES		\$366.84		\$328.25	\$325.00	\$325.00	\$248.47
	Sensitivity Testing			\$525.00				
9	Laura MacArthur ES	1.9%	\$631.78	\$620.00	\$575.70	\$570.00		\$533.18
	Sensitivity Testing						\$872.00	
10	Lester Park ES	1.9%	\$320.99	\$315.00	\$282.80	\$280.00		\$129.41
	Sensitivity Testing						\$355.00	
11	Lincoln Park MS			\$440.00	\$404.00	\$400.00	\$400.00	\$209.44
	Sensitivity Testing		\$519.69					
12	Lowell ES		\$473.84		\$429.25	\$425.00	\$425.00	\$440.01
	Sensitivity Testing			\$825.00				
	Morgan Park MS (sold)					sold	\$555.00	\$817.89
13	Myers-Wilkins ES	1.9%	\$626.69	\$615.00	\$570.65		\$565.00	\$652.00
	Sensitivity Testing					\$935.00		
14	Nettleton ES (closed)		sold	\$350.00	\$318.15	\$315.00	\$315.00	\$465.89
15	Ordean East MS			\$640.00	\$595.90	\$590.00	\$590.00	\$148.00
	Sensitivity Testing		\$743.87					
16	Piedmont ES	1.9%	\$387.22	\$380.00	\$348.45	\$345.00		\$196.71
	Sensitivity Testing						\$465.00	
17	Rockridge Academy	1.9%	\$188.52	\$185.00	\$161.60	\$160.00	\$160.00	\$232.94
18	S.T.C. Main Campus	1.9%	\$407.60	\$400.00	\$363.60	\$360.00	\$360.00	\$486.59
19	S.T.C. Upper - Facilities	1.9%	\$96.81	\$95.00	\$75.75	\$75.00	\$75.00	\$88.00
20	Stowe ES		\$433.08		\$388.85	\$385.00	\$385.00	\$289.89
	Sensitivity Testing			\$610.00				
	Woodland MS (sold)							sold
Total Amount with Sensitivity		-65.3%	\$1,263.56	\$3,640.00		\$1,495.00	\$5,695.00	
Total Amount Inspections (1-20)		12.7%	\$8,763.22	\$7,775.00	\$9,244.53	\$8,233.00	\$5,998.00	\$8,927.17
TOTAL AMOUNT OF QUOTE		-12.2%	\$10,026.96	\$11,415.00	\$9,244.53	\$9,728.00	\$11,693.00	
Smoke/Heat Detector		1.9%	\$1.02	\$1.00	\$1.01	\$1.00	\$1.00	\$1.81
Signaling Notification Device		1.9%	\$0.76	\$0.75	\$0.76	\$0.75	\$0.75	\$0.78
Other Initiating Device		1.9%	\$1.02	\$1.00	\$1.01	\$1.00	\$1.00	\$1.81
Accessory Device		1.9%	\$1.02	\$1.00	\$1.01	\$1.00	\$1.00	\$1.81
Kitchen Hood Cleaning		1.9%	\$5,018.58	\$4,925.00	\$4,444.00	\$4,400.00	\$4,400.00	newly added
Ansul System Inspection		1.9%	\$1,971.77	\$1,935.00	\$3,484.50	\$3,450.00	\$3,450.00	newly added
			25/19	25/19	24/18	24/18	24/18	
Total Annual Amount of Quote			\$18,989.07					

CONTRACT

GLASS REPLACEMENT SERVICES

Quote #4287

Second Year of Contract (First of Two Renewable Years)
for the period of July 1, 2019 through June 30, 2020 (FY20)
Independent School District No. 709

Contractor:	Superior Glass, Inc.		
Contact:	Tim Rooney		
Address:	823 Belknap Street, Suite 110, Superior, Wisconsin 54880		
Phone Number:	715-394-5588	fax 715-394-5580	
Correspondance Email Address	trooney@superiorglass.com (715-399-3176)		
Emergency Contact/Phone Number	Julie Mciaren 715-394-5588		



		FY19 First Year	FY20 Second Year	FY21 Third Year
HOURLY RATES	REGULAR	\$77.08	\$78.54	
	OVERTIME	\$115.62	\$117.82	
	HOLIDAY	\$154.16	\$157.09	

MULLIONS	\$4.34	\$4.42	
----------	--------	---------------	--

Estimated Annual Amount of Quote \$23,563.36

Type of Glass	1/8 inch		3/16 inch		1/4 inch		3/8 inch		1/2 inch	
Clear Plate	3.99	4.07	5.05	5.15	5.65	5.76	9.98	10.17	16.93	17.25
Clear Tempered	8.03	8.18	8.62	8.78	8.67	8.83	13.10	13.35	18.74	19.10
DSB Window	3.99	4.07								
Clear Insulated	10.68	10.88	10.73	10.93	10.79	11.00				
Obscured Insulated	18.40	18.75	18.56	18.91	18.56	18.91				
Low "E" Insulated	14.07	14.34	14.12	14.39	14.23	14.50				

(1.9% increase over FY19 contract)

Insurance Received	<input checked="" type="checkbox"/>		
Acceptance of 2019/2020 Contract		 _____ <i>signature</i>	4/2/19 _____ <i>date</i>
ISD 709, Cathy Erickson CFO/Executive Director of Business Services		 _____ <i>signature</i>	5-9-19 _____ <i>date</i>

COMPARISON

GLASS REPLACEMENT SERVICES

July 1, 2019 through June 30, 2020

	change from FY18	FY20 Quote #4287 2nd Year	FY19 Quote #4287	FY18 Quote #4203 3rd Year	FY17 Quote #4203 2nd Year	FY16 Quote #4203	FY15 Quote #4110 3rd Year	FY14 Quote #4110 2nd Year
Regular Hourly Rate	1.9%	\$78.54	\$77.08	\$72.72	\$72.00	\$72.00	\$70.06	\$68.82
Overtime Hourly Rate	1.9%	\$117.82	\$115.62	\$109.08	\$108.00	\$108.00	\$105.09	\$103.24
Holiday Hourly Rate	1.9%	\$157.09	\$154.16	\$145.44	\$144.00	\$144.00	\$140.12	\$137.64
Total Amount of Quote (300 hrs)	1.9%	\$23,563.36	\$23,124.00	\$21,816.00	\$21,600.00	\$21,600.00	\$21,018.00	\$20,646.00
Mullion Opening	1.9%	\$4.42	\$4.34	\$4.22	\$4.18	\$4.18	\$4.18	\$4.11
Glass Per Square Foot								
Clear Plate (1/8")	1.9%	\$4.07	\$3.99	\$3.88	\$3.84	\$3.84	\$3.91	\$3.84
Clear Plate (3/16")	1.9%	\$5.15	\$5.05	\$4.90	\$4.85	\$4.85	\$4.94	\$4.85
Clear Plate (1/4")	1.9%	\$5.76	\$5.65	\$5.49	\$5.44	\$5.44	\$5.63	\$5.53
Clear Plate (3/8")	1.9%	\$10.17	\$9.98	\$9.69	\$9.59	\$9.59	\$9.76	\$9.59
Clear Plate (1/2")	1.9%	\$17.25	\$16.93	\$16.44	\$16.28	\$16.28	\$16.58	\$16.28
Clear Tempered (1/8")	1.9%	\$8.18	\$8.03	\$7.80	\$7.72	\$7.72	\$7.99	\$7.85
Clear Tempered (3/16")	1.9%	\$8.78	\$8.62	\$8.37	\$8.29	\$8.29	\$8.58	\$8.43
Clear Tempered (1/4")	1.9%	\$8.83	\$8.67	\$8.42	\$8.34	\$8.34	\$8.63	\$8.48
Clear Tempered (3/8")	1.9%	\$13.35	\$13.10	\$12.72	\$12.59	\$12.59	\$12.82	\$12.59
Clear Tempered (1/2")	1.9%	\$19.10	\$18.74	\$18.20	\$18.02	\$18.02	\$18.35	\$18.02
DSB Window (1/8")	1.9%	\$4.07	\$3.99	\$3.88	\$3.84	\$3.84	\$3.91	\$3.84
Clear Insulated (1/8")	1.9%	\$10.88	\$10.68	\$10.37	\$10.27	\$10.27	\$10.46	\$10.27
Clear Insulated (3/16")	1.9%	\$10.93	\$10.73	\$10.42	\$10.32	\$10.32	\$10.51	\$10.32
Clear Insulated (1/4")	1.9%	\$11.00	\$10.79	\$10.48	\$10.38	\$10.38	\$10.57	\$10.38
Obscured Insulated (1/8")	1.9%	\$18.75	\$18.40	\$11.78	\$11.66	\$11.66	\$12.07	\$11.86
Obscured Insulated (3/16")	1.9%	\$18.91	\$18.56	\$11.89	\$11.77	\$11.77	\$12.19	\$11.97
Obscured Insulated (1/8")	1.9%	\$18.91	\$18.56	\$11.89	\$11.77	\$11.77	\$12.19	\$11.97
Low "E" Insulated (1/8")	1.9%	\$14.34	\$14.07	\$13.66	\$13.52	\$13.52	\$14.00	\$13.75
Low "E" Insulated (3/16")	1.9%	\$14.39	\$14.12	\$13.71	\$13.57	\$13.57	\$14.05	\$13.80
Low "E" Insulated (1/4")	1.9%	\$14.50	\$14.23	\$13.87	\$13.73	\$13.73	\$14.21	\$13.96

CONTRACT

Annual Testing & Maintenance of Sprinkler Systems - Quote #4288

Second Year of Contract (First of Two Renewable Years)

for the period of July 1, 2019 through June 30, 2020 (FY20)

Independent School District No. 709


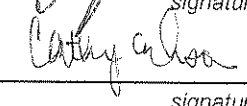
Contractor:	A.G. O'Brien Plumbing and Heating Co.		
Contact:	Craig Johnson		
Address:	4907 Lightning Drive, Hermatown, Minnesota 55811		
Phone:	218-729-9662	fax 218-729-9774	
Correspondance Email Address	craig@agobrien.com (218-343-2006)		
Emergency Contact & Phone Number	218-606-2316 OR 218-343-2006		

HOURLY RATE	FY19 <i>First Year</i>	FY20 Second Year	FY21 <i>Third Year</i>
REGULAR Hourly Rate	\$97.50	\$99.35	
OVERTIME Hourly Rate	\$133.89	\$136.43	
HOLIDAY Hourly Rate	\$178.53	\$181.92	

ANNUAL SERVICE COST PER BUILDING

1	Central High School (<i>closed</i>)	\$343.00	\$349.52	
2	Congdon Park Elementary School	\$343.00	\$349.52	
3	Denfeld High School	\$684.00	\$697.00	
4	East High School	\$298.00	\$303.66	
5	Historic Old Central High School	\$930.00	\$947.67	
5A	Fire Pump Testing	\$186.00	\$189.53	
6	Homecroft Elementary School	\$136.00	\$138.58	
7	Lakewood Elementary School	\$136.00	\$138.58	
7A	Fire Pump Testing	\$186.00	\$189.53	
8	Laura MacArthur Elementary School	\$262.00	\$266.98	
9	Lester Park Elementary School	\$343.00	\$349.52	
10	Lincoln Park Middle School	\$392.00	\$399.45	
10A	Fire Pump Testing	\$186.00	\$189.53	
11	Lowell Elementary School	\$136.00	\$138.58	
12	Myers-Wilkins Elementary School	\$340.00	\$346.46	
13	Nettleton Elementary School (<i>closed</i>)	\$276.00	\$281.24	
14	Ordean East Middle School	\$340.00	\$346.46	
15	Piedmont Elementary School	\$340.00	\$346.46	
16	Rockridge Elementary School (<i>closed</i>)	\$136.00	\$138.58	
17	STC Main Campus (<i>closed</i>)	\$198.00	\$201.76	
18	STC Upper - Facilities Offices	\$136.00	\$138.58	
19	Stowe Elementary School	\$136.00	\$138.58	
<i>Total</i>		\$6,463.00	\$6,585.77	

(1.9% increase over FY19 contract)

Insurance Received	<input checked="" type="checkbox"/>		
Acceptance of 2019/2020 Contract		 _____ <i>signature</i>	<u>4/4/2019</u> date
ISD 709, Cathy Erickson		 _____ <i>signature</i>	<u>5-10-19</u> date
CFO/Executive Director of Business Services			

COMPARISON
TESTING AND MAINTENANCE OF SPRINKLER SYSTEMS
 July 1, 2019 through June 30, 2020

	change	FY20	FY19	FY18	FY17	FY16	FY15	FY14
	from	Quote #4288	Quote #4288	Quote #4205	Quote #4205	Quote #4205	Quote #4112	Quote #4112
ANNUAL SERVICE COST	FY19	2nd Year	3rd Year	2nd Year	3rd Year	2nd Year	3rd Year	2nd Year
1 Central HS (closed)	1.9%	\$349.52	\$343.00	\$323.20	\$320.00	\$320.00	\$339.58	\$333.58
2 Congdon Park ES	1.9%	\$349.52	\$343.00	\$202.00	\$200.00	\$200.00	\$339.58	
3 Denfeld HS	1.9%	\$697.00	\$684.00	\$328.25	\$325.00	\$325.00	\$339.58	\$333.58
4 East HS	1.9%	\$303.66	\$298.00	\$277.75	\$275.00	\$275.00	\$297.13	\$291.88
5 HOCHS	1.9%	\$947.67	\$930.00	\$767.60	\$760.00	\$760.00	\$911.07	\$894.96
5A Fire Pump Testing	1.9%	\$189.53	\$186.00	<i>newly added</i>				
6 Homecroft ES	1.9%	\$138.58	\$136.00	\$121.20	\$120.00	\$120.00	\$127.34	\$125.09
7 Lakewood ES	1.9%	\$138.58	\$136.00	\$121.20	\$120.00	\$120.00	\$127.34	\$125.09
7A Fire Pump Testing	1.9%	\$189.53	\$186.00	<i>newly added</i>				
8 Laura MacArthur ES	1.9%	\$266.98	\$262.00	\$247.45	\$245.00	\$245.00	\$254.69	\$250.18
9 Lester Park ES	1.9%	\$349.52	\$343.00	\$323.20	\$320.00	\$320.00	\$339.58	\$333.58
10 Lincoln Park MS	1.9%	\$399.45	\$392.00	\$404.00	\$400.00	\$400.00	\$424.48	\$416.97
10A Fire Pump Testing	1.9%	\$189.53	\$186.00	<i>newly added</i>				
11 Lowell ES	1.9%	\$138.58	\$136.00	\$121.20	\$120.00	\$120.00	\$127.34	\$125.09
Morgan Park MS (sold)					<i>sold</i>	\$120.00	\$127.34	\$125.09
12 Myers-Wilkins ES	1.9%	\$346.46	\$340.00	\$277.75	\$275.00	\$275.00	\$339.58	
13 Nettleton ES (closed)	1.9%	\$281.24	\$276.00	\$247.45	\$245.00	\$245.00	\$254.69	\$250.18
14 Ordean East MS	1.9%	\$346.46	\$340.00	\$323.20	\$320.00	\$320.00	\$339.58	\$333.58
15 Piedmont ES	1.9%	\$346.46	\$340.00	\$323.20	\$320.00	\$320.00	\$339.58	\$333.58
16 Rockridge Academy	1.9%	\$138.58	\$136.00	\$121.20	\$120.00	\$120.00	\$127.34	\$125.09
17 S.T.C. Main (closed)	1.9%	\$201.76	\$198.00	\$161.60	\$160.00	\$160.00	\$169.79	\$166.79
18 S.T.C. Upper - Facilities	1.9%	\$138.58	\$136.00	\$121.20	\$120.00	\$120.00	\$127.34	\$125.09
19 Stowe ES	1.9%	\$138.58	\$136.00	\$121.20	\$120.00	\$120.00	\$127.34	\$125.09
Woodland MS (sold)							<i>sold</i>	\$208.49
Total Annual Amount of Quote	1.9%	\$6,585.77	\$6,463.00	\$4,933.85	\$4,885.00	\$5,005.00	\$5,580.29	\$5,022.98
HOURLY RATE								
REGULAR Hourly Rate	1.9%	\$99.35	\$97.50	\$80.80	\$80.00	\$80.00	\$80.75	\$79.33
OVERTIME Hourly Rate	1.9%	\$136.43	\$133.89	\$128.27	\$127.00	\$127.00	\$105.60	\$103.73
HOLIDAY Hourly Rate	1.9%	\$181.92	\$178.53	\$171.70	\$170.00	\$170.00	\$131.48	\$129.16