

# Sheridan School District 48J

APRIL 2012

## ANNUAL STATE OF OUR SCHOOLS

2011 - 2012



### ACTIONS TO ACHIEVE OUR GOALS

1. Build an outstanding education system
2. Improve student achievement through continuous improvement and assessments
3. Provide an effective educational organization to support student achievement
4. Support a climate of collaboration to support and promote student achievement at all grade-levels

### CHALLENGES

1. Percentage of students in special education.
2. More than half of our students are considered to be living in poverty.
3. Student mobility.
4. Meeting the needs of students with decreased funding.

### BUDGET

Total 2010-2011 budget:	\$10,640,695
Total 2011-2012 budget:	\$9,512,050

### A Message from the Superintendent

We have had a great start to the 2011-2012 school year. I would like to take this time to highlight a couple of our new programs and services: the OHSU Nursing student, AVID and the Early Reading program through the 21<sup>st</sup> CCLC program.

Faulconer-Chapman was selected as the student practicum site for OHSU School of Nursing through Western Oregon University. Students in their first through fourth year obtain practical educational and clinical experience to prepare them for future opportunities within the nursing profession. OHSU nursing students work with individual students with health issues and education support. OHSU students help with student assessments (i.e., height and weight measurements). Fourth year students have conducted school-wide health assessment surveys regarding programs and services provided for students. This will enable the district to further support Faulconer-Chapman School on prioritizing the programs and services to students.

- AM reading program
- % of students taking PE/% of students taking Music

The AVID (Advancement Via Individual Determination) program was first introduced to student at Faulconer-Chapman School in grades 6<sup>th</sup> - 8<sup>th</sup>. The AVID program is designed to increase school-wide learning and performance. The AVID system accelerates student learning, uses research based methods of effective instruction, provides meaningful and motivation professional development. Sheridan School District has five trained staff. They have the skills to support and educate students utilizing AVID curriculum and methods.


If you have any questions, please call me at 503-843-2433 or check out our website: [www.sheridan.k12.or.us](http://www.sheridan.k12.or.us) for the latest news about our schools.

Sincerely,  
A.J. Grauer



## SHERIDAN SCHOOL DISTRICT 48J

435 S Bridge Street  
Sheridan, Oregon 97378  
Phone: 503-843-2433  
Fax: 503-843-3505  
[www.sheridan.k12.or.us](http://www.sheridan.k12.or.us)



# Overview

## Student Diversity

White	785
Black	14
Hispanic or Latino	119
Asian	7
Pacific Islander	5
American Indian	29
Two or More Races	101
Total	1060

\*1/27/12

## Staff

- Sheridan School District continues to recruit and retain the best possible staff. Staff work together to balance the needs of our students with state standards.
- 100% of our teachers are “Highly Qualified” as defined by the federal No Child Left Behind standard
- We have 16 Educational Assistants assisting in our classrooms
- Our staff continues to get professional development through venues such as:  
“Capturing Kids’ Hearts” – building positive relationships  
PLC’s (Professional Learning Communities)  
Common Core Standards  
Mapping District Curriculum to Common Core Standards  
Instructional Best Practices

## Future

- Growth of our AVID and AP program
- Growth of number of students taking college courses
- Career-technical classes providing career exploration and job skills.
- Essential skills toward graduation [www.ode.state.or.us](http://www.ode.state.or.us)
- Meeting state benchmarks [www.ode.state.or.us](http://www.ode.state.or.us)
- Students take advantage of diverse opportunities for high school completion.

## Overview

- Student Enrollment: 1060
- Five Schools
  - Faulconer-Chapman School
  - Sheridan High School
  - Opportunity House Alternative School/House of Hope
  - Sheridan Japanese School
  - Sheridan AllPrep Academy
- 106 dedicated staff
- 58% of our students are in the Free & Reduced meal program
- 2% of our students are English Language Learners (ELL)
- 11% of our students are receiving Special Education services
- District Graduation Rate 80.72%  
State Graduation Rate is 67.20%
- Member of the West Valley League
- Member of Willamette Education Service District

### The Wall of Kindness



## School Board

Position 1:	Jason Alexander	Term Expiration:	6/30/2013
Position 2:	Larry Deibel	Term Expiration:	6/30/2013
Position 3:	Harvey Hall	Term Expiration:	6/30/2015
Position 4:	Judy Breeden	Term Expiration:	6/30/2015
Position 5:	Robin Rawlings	Term Expiration:	6/30/2013

## School Board Meetings

School Board Meetings are held the third Wednesday of every month at 6:00 p.m. in the District Office, 435 S Bridge Street.

# Schools



***Falconer-Chapman School***

Marta Hofenbredl, Principal  
 332 SW Cornwall Street  
 Sheridan, Oregon 97378  
 Phone: (503) 843-3732  
 Fax: (503) 843-3738



***Sheridan High School***

Dean Rech, Principal  
 433 S Bridge Street  
 Sheridan, Oregon 97378  
 Phone: (503) 843-2162  
 Fax: (503) 843-3466



***Opportunity House Alternative School/House of Hope***

Dean Rech, Principal  
 433 S Bridge Street  
 Sheridan, Oregon 97378  
 Phone: (503) 843-2162  
 Fax: (503) 843-3466



***Sheridan Japanese School***

Kathryn Mueller, Executive Director  
 430 Monroe Street  
 Sheridan, Oregon 97378  
 Phone: (503) 843-3400  
 Fax: (503) 843-7438



***Sheridan AllPrep School***

Lori Bogen, Director  
 437 S Bridge Street  
 Sheridan, OR 97378  
 Phone: 503-890-8938



2010-2011 State Report Card

School	State Report Card Rating	AYP Rating
Sheridan High School	Satisfactory	Met
Falconer-Chapman School	Satisfactory	Did Not Meet
Opportunity House/House of Hope	Not Rated	Did Not Meet
Sheridan Japanese School	Outstanding	Met
Sheridan AllPrep	Not Rated	Not Rated

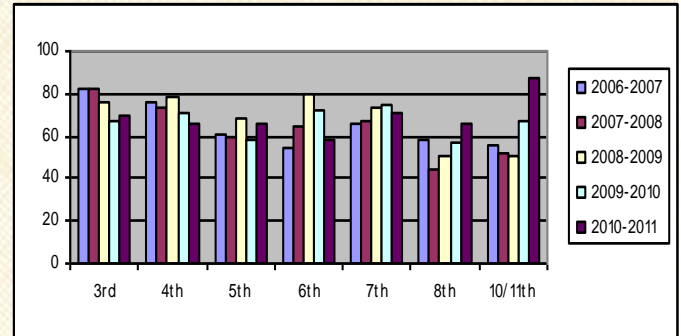
\*School and district performance reports are available in the school offices and the District Office

## Assessment Test Results

Students in grades 3<sup>rd</sup> through 8<sup>th</sup> and 10<sup>th</sup> grade are tested in reading and math each year to determine progress toward state benchmarks. These tests measure the “things a student should know” by a grade level. The graphs below show how Sheridan School District students have done over the last five years. It is important to note that state tests are a one-time snapshot used to assess how students are doing. State tests are used along with other assessment data to track student progress. The Oregon Department of Education utilizes the state test to determine how successful a school district is in relationship to state totals.

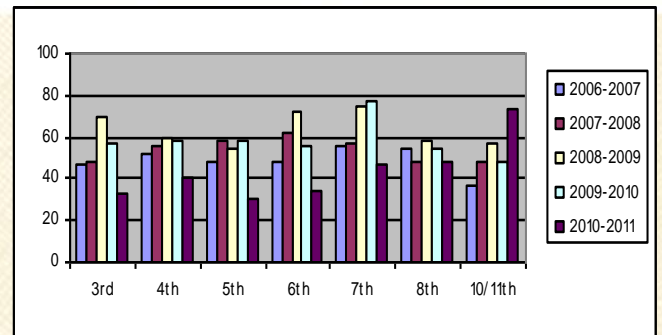
### Reading

Grade	2006-2007	2007-2008	2008-2009	2009-2010	2010-2011
3rd	82.3%	82.2%	76%	67.1%	69.1%
4th	76.4%	72.9%	78.8%	71.1%	66.2%
5th	60.3%	59.5%	68.4%	58.3%	65.5%
6th	54.8%	64.9%	79.2%	72.2%	58.7%
7th	65.8%	67.7%	73.7%	74.4%	70.8%
8th	57.6%	44.2%	50.8%	56.5%	66.3%
10/11th	56.2%	51.3%	50.5%	67.1%	86.8%



### Math

Grade	2006-2007	2007-2008	2008-2009	2009-2010	2010-2011
3rd	46.8%	47.9%	69.3%	57.3%	32.4%
4th	51.4%	55.3%	60%	57.8%	40.3%
5th	47.9%	58.1%	54.7%	58.3%	29.8%
6th	47.5%	61.8%	72.2%	55.7%	33.7%
7th	55.8%	56.5%	75%	77%	46.9%
8th	54.4%	48.1%	58.7%	53.8%	48.2%
10/11th	36.5%	48%	56.4%	47.9%	72.9%



Sheridan School District staff is dedicated to the success of our students. They work diligently to meet the various academic needs of all students. If you would like additional information regarding our assessment process and results, please call.

