

|    | A  | B | C | D | E | F            | G            | H                      | I            |
|----|--|---|---|---|---|--------------|--------------|------------------------|--------------|
| 1  | <b>MINEOLA INDEPENDENT SCHOOL DISTRICT</b> |   |   |   |   |              |              |                        |              |
| 2  | <b>2014-2015 BUDGET</b>                    |   |   |   |   |              |              |                        |              |
| 3  | AS OF 12/31/14                             |   |   |   |   |              |              |                        |              |
| 4  |  |   |   |   |   |              |              |                        |              |
| 5  |  |   |   |   |   |              |              |                        |              |
| 6  |  |   |   |   |   |              |              |                        |              |
| 7  | <b>GENERAL FUND</b>                        |   |   |   |   |              |              |                        |              |
| 8  | FUND 199                                   |   |   |   |   | BUDGETED     | EXPENDED     | ENCUMBERED/<br>ACCRUED | BALANCE      |
| 9  |  |   |   |   |   |              |              |                        |              |
| 10 | <i>11-INSTRUCTION</i>                      |   |   |   |   |              |              |                        |              |
| 11 |  |   |   |   |   |              |              |                        |              |
| 12 | SUBSTITUTES                                |   |   |   |   | 122,400.00   | 28,245.15    | 0.00                   | 94,154.85    |
| 13 | SALARIES                                   |   |   |   |   | 5,894,513.00 | 1,578,681.18 | 659,530.43             | 3,656,301.39 |
| 14 | FIMM                                       |   |   |   |   | 81,059.00    | 19,970.23    | 0.00                   | 61,088.77    |
| 15 | HEALTH INSURANCE                           |   |   |   |   | 425,850.00   | 117,114.28   | 0.00                   | 308,735.72   |
| 16 | WORKER'S COMPENSATION                      |   |   |   |   | 29,456.00    | 2,158.48     | 0.00                   | 27,297.52    |
| 17 | TRS ON-BEHALF                              |   |   |   |   | 582,439.00   | 0.00         | 0.00                   | 582,439.00   |
| 18 | UNEMPLOYMENT                               |   |   |   |   | 5,155.00     | 4,316.53     | 0.00                   | 838.47       |
| 19 | TEACHER RETIREMENT/TRS CARE                |   |   |   |   | 150,545.00   | 54,011.58    | 0.00                   | 96,533.42    |
| 20 | PERSONAL DAYS                              |   |   |   |   | 38,000.00    | 0.00         | 0.00                   | 38,000.00    |
| 21 | TOTAL                                      |   |   |   |   | 7,329,417.00 | 1,804,497.43 | 659,530.43             | 4,865,389.14 |
| 22 |  |   |   |   |   |              |              |                        |              |
| 23 | FINGERPRINTING-HS                          |   |   |   |   | 0.00         | 0.00         | 0.00                   | 0.00         |
| 24 | FINGERPRINTING-MS                          |   |   |   |   | 0.00         | 0.00         | 0.00                   | 0.00         |
| 25 | FINGERPRINTING-PS                          |   |   |   |   | 0.00         | 0.00         | 0.00                   | 0.00         |
| 26 | FINGERPRINTING-ES                          |   |   |   |   | 0.00         | 0.00         | 0.00                   | 0.00         |
| 27 | CONT SERV-CIS-HS                           |   |   |   |   | 0.00         | 0.00         | 0.00                   | 0.00         |
| 28 | STUDENT TUTION-HS                          |   |   |   |   | 0.00         | 0.00         | 0.00                   | 0.00         |
| 29 | COMPUTER AND COPIER REPAIR/MAINT-HS        |   |   |   |   | 5,500.00     | 4,000.00     | 0.00                   | 1,500.00     |
| 30 | COMPUTER AND COPIER REPAIR/MAINT-MS        |   |   |   |   | 5,500.00     | 4,495.00     | 0.00                   | 1,005.00     |
| 31 | COMPUTER AND COPIER REPAIR/MAINT-PS        |   |   |   |   | 5,500.00     | 4,000.00     | 0.00                   | 1,500.00     |
| 32 | COMPUTER AND COPIER REPAIR/MAINT-ES        |   |   |   |   | 5,500.00     | 4,000.00     | 0.00                   | 1,500.00     |
| 33 | GENERAL REPAIR-HS                          |   |   |   |   | 4,500.00     | 0.00         | 0.00                   | 4,500.00     |
| 34 | CONTRACTED SERVICE-DRAMA                   |   |   |   |   | 0.00         | 0.00         | 0.00                   | 0.00         |
| 35 | BAND INSTRUMENT REPAIR-HS                  |   |   |   |   | 4,500.00     | 381.50       | 80.00                  | 4,038.50     |
| 36 | BAND INSTRUMENT REPAIR-MS                  |   |   |   |   | 3,500.00     | 389.00       | 294.50                 | 2,816.50     |
| 37 | REPAIR-HS-SCIENCE                          |   |   |   |   | 0.00         | 0.00         | 0.00                   | 0.00         |
| 38 | REPAIR-MS-SCIENCE                          |   |   |   |   | 0.00         | 0.00         | 0.00                   | 0.00         |
| 39 | PHOTOGRAPHY REPAIR/MAINT-HS                |   |   |   |   | 0.00         | 0.00         | 0.00                   | 0.00         |
| 40 | REPAIR-CAREER & TECH-HS                    |   |   |   |   | 0.00         | 0.00         | 0.00                   | 0.00         |
| 41 | VO AG-MAINT-HS                             |   |   |   |   | 625.00       | 0.00         | 0.00                   | 625.00       |
| 42 | HOMEMAKING MAINT-HS                        |   |   |   |   | 750.00       | 0.00         | 0.00                   | 750.00       |
| 43 | AUTO MECH MAINT-HS                         |   |   |   |   | 477.00       | 231.00       | 0.00                   | 246.00       |
| 44 | LEASE/RENTAL-VOC AG                        |   |   |   |   | 375.00       | 375.00       | 0.00                   | 0.00         |
| 45 | LEASE/RENTAL-AUTO MECHANICS                |   |   |   |   | 523.00       | 523.00       | 0.00                   | 0.00         |
| 46 | REPAIR-MS-SP ED                            |   |   |   |   | 0.00         | 0.00         | 0.00                   | 0.00         |
| 47 | RENTAL DRIVER'S ED-HS                      |   |   |   |   | 0.00         | 0.00         | 0.00                   | 0.00         |
| 48 | CONT-SERV-COMPUTERS-HS                     |   |   |   |   | 6,000.00     | 2,523.00     | 0.00                   | 3,477.00     |
| 49 | CONT SERV-COMPUTERS-HS C/T                 |   |   |   |   | 0.00         | 0.00         | 0.00                   | 0.00         |
| 50 | CONT SERV-COMPUTERS-HS ALLOTMENT           |   |   |   |   | 34,000.00    | 0.00         | 0.00                   | 34,000.00    |

|    | A                              | B | C | D | E | F          | G         | H      | I          |
|----|--------------------------------|---|---|---|---|------------|-----------|--------|------------|
| 51 | CONT-SERV-COMPUTERS-HS-ESL     |   |   |   |   | 0.00       | 0.00      | 0.00   | 0.00       |
| 52 | CONT SERV-COMPUTERS-MS         |   |   |   |   | 15,000.00  | 3,806.37  | 0.00   | 11,193.63  |
| 53 | CONT SERV-COMPUTERS-MS-ST COMP |   |   |   |   | 0.00       | 0.00      | 0.00   | 0.00       |
| 54 | CONT SERV-COMPUTERS-MS-ESL     |   |   |   |   | 0.00       | 0.00      | 0.00   | 0.00       |
| 55 | CONT SERV-COMPUTERS-PS         |   |   |   |   | 18,300.00  | 5,468.38  | 0.00   | 12,831.62  |
| 56 | CONT SERV-COMPUTERS-PS ESL     |   |   |   |   | 0.00       | 0.00      | 0.00   | 0.00       |
| 57 | CONT SERV-COMPUTERS-PS-ST COMP |   |   |   |   | 0.00       | 0.00      | 0.00   | 0.00       |
| 58 | CONT SERV-COMPUTERS- ES        |   |   |   |   | 15,500.00  | 4,191.63  | 0.00   | 11,308.37  |
| 59 | CONT SERV-COMPUTERS-ES-ESL     |   |   |   |   | 0.00       | 0.00      | 0.00   | 0.00       |
| 60 | CONT SERV-COMPUTERS-ES-ST COMP |   |   |   |   | 0.00       | 0.00      | 0.00   | 0.00       |
| 61 | CONT SERV-TECHNOLOGY-HS        |   |   |   |   | 2,500.00   | 699.99    | 0.00   | 1,800.01   |
| 62 | CONT SERV-TECHNOLOGY-MS        |   |   |   |   | 2,500.00   | 149.99    | 0.00   | 2,350.01   |
| 63 | CONT SERV-TECHNOLOGY-PS        |   |   |   |   | 2,500.00   | 0.00      | 0.00   | 2,500.00   |
| 64 | CONT SERV-TECHNOLOGY-ES        |   |   |   |   | 2,500.00   | 149.99    | 0.00   | 2,350.01   |
| 65 | TOTAL                          |   |   |   |   | 136,050.00 | 35,383.85 | 374.50 | 100,291.65 |
| 66 |                                |   |   |   |   |            |           |        |            |
| 67 | INST SUPPLIES-HS               |   |   |   |   | 14,000.00  | 4,766.44  | 85.69  | 9,147.87   |
| 68 | INST SUPPLIES-HS-G/T           |   |   |   |   | 0.00       | 0.00      | 0.00   | 0.00       |
| 69 | INST SUPPLIES-HS-ESL           |   |   |   |   | 300.00     | 0.00      | 0.00   | 300.00     |
| 70 | INST SUPPLIES-HS-ST COMP       |   |   |   |   | 1,500.00   | 230.16    | 308.00 | 961.84     |
| 71 | INST SUPPLIES-HS-ENTENDED DAY  |   |   |   |   | 0.00       | 0.00      | 0.00   | 0.00       |
| 72 | INST SUPPLIES-HS ALLOTMENT     |   |   |   |   | 5,000.00   | 0.00      | 174.99 | 4,825.01   |
| 73 | INST SUPPLIES-MS               |   |   |   |   | 12,500.00  | 3,656.25  | 841.12 | 8,002.63   |
| 74 | INST SUPPLIES-MS-G/T           |   |   |   |   | 2,834.53   | 2,761.67  | 0.00   | 72.86      |
| 75 | INST SUPPLIES-MS-ESL           |   |   |   |   | 300.00     | 47.77     | 0.00   | 252.23     |
| 76 | INST SUPPLIES-MS-ST COMP       |   |   |   |   | 1,500.00   | 100.96    | 0.00   | 1,399.04   |
| 77 | INST SUPPLIES-MS-EXTENDED DAY  |   |   |   |   | 0.00       | 0.00      | 0.00   | 0.00       |
| 78 | INST SUPPLIES-PS               |   |   |   |   | 18,000.00  | 6,442.43  | 613.79 | 10,943.78  |
| 79 | INST SUPPLIES-PS-G/T           |   |   |   |   | 500.00     | 0.00      | 0.00   | 500.00     |
| 80 | INST SUPPLIES-PS-ESL           |   |   |   |   | 500.00     | 0.00      | 0.00   | 500.00     |
| 81 | INST SUPPLIES-PS-ST COMP       |   |   |   |   | 0.00       | 0.00      | 0.00   | 0.00       |
| 82 | INST SUPPLIES-PS-AFTER SCHOOL  |   |   |   |   | 0.00       | 0.00      | 0.00   | 0.00       |
| 83 | INST SUPPLIES-ES               |   |   |   |   | 18,000.00  | 6,652.35  | 452.01 | 10,895.64  |
| 84 | INST SUPPLIES-ES-G/T           |   |   |   |   | 1,383.85   | 1,383.85  | 0.00   | 0.00       |
| 85 | INST SUPPLIES-ES-ESL           |   |   |   |   | 300.00     | 111.70    | 0.00   | 188.30     |
| 86 | INST SUPPLIES-ES-ST COMP       |   |   |   |   | 2,000.00   | 351.93    | 0.00   | 1,648.07   |
| 87 | INST SUPPLIES-ES-AFTER SCHOOL  |   |   |   |   | 1,500.00   | 0.00      | 0.00   | 1,500.00   |
| 88 | IST SUPPLIES-CURRICULUM-ES     |   |   |   |   | 0.00       | 0.00      | 0.00   | 0.00       |
| 89 | SUPPLIES-DISTRICT              |   |   |   |   | 0.00       | 0.00      | 0.00   | 0.00       |
| 90 | GENERAL SUPPLIES-HS            |   |   |   |   | 10,000.00  | 0.00      | 0.00   | 10,000.00  |
| 91 | GENERAL SUPPLIES-MS            |   |   |   |   | 3,765.47   | 0.00      | 0.00   | 3,765.47   |
| 92 | GENERAL SUPPLIES-PS            |   |   |   |   | 5,000.00   | 0.00      | 0.00   | 5,000.00   |
| 93 | GENERAL SUPPLIES-ES            |   |   |   |   | 4,116.15   | 0.00      | 0.00   | 4,116.15   |
| 94 | ENGLISH-HS                     |   |   |   |   | 1,600.00   | 0.00      | 0.00   | 1,600.00   |
| 95 | ENGLISH-MS                     |   |   |   |   | 1,970.00   | 1,079.04  | 866.07 | 24.89      |
| 96 | SPEECH-HS                      |   |   |   |   | 500.00     | 0.00      | 0.00   | 500.00     |
| 97 | SPEECH-MS                      |   |   |   |   | 0.00       | 0.00      | 0.00   | 0.00       |
| 98 | JOURNALISM-HS                  |   |   |   |   | 1,950.00   | 300.00    | 0.00   | 1,650.00   |
| 99 | JOURNALISM-MS                  |   |   |   |   | 0.00       | 0.00      | 0.00   | 0.00       |

|     | A                   | B | C | D | E | F        | G        | H        | I        |
|-----|---------------------|---|---|---|---|----------|----------|----------|----------|
| 100 | DRAMA-HS            |   |   |   |   | 4,000.00 | 27.95    | 0.00     | 3,972.05 |
| 101 | DRAMA-MS            |   |   |   |   | 250.00   | 0.00     | 0.00     | 250.00   |
| 102 | READING-MS          |   |   |   |   | 0.00     | 0.00     | 0.00     | 0.00     |
| 103 | SPANISH-HS          |   |   |   |   | 200.00   | 0.00     | 0.00     | 200.00   |
| 104 | BAND-HS             |   |   |   |   | 6,000.00 | 3,438.79 | 552.50   | 2,008.71 |
| 105 | CHOIR-HS            |   |   |   |   | 1,000.00 | 607.33   | 0.00     | 392.67   |
| 106 | BAND-MS             |   |   |   |   | 5,000.00 | 1,864.05 | 320.78   | 2,815.17 |
| 107 | CHOIR-MS            |   |   |   |   | 1,000.00 | 0.00     | 0.00     | 1,000.00 |
| 108 | HISTORY-HS          |   |   |   |   | 250.00   | 0.00     | 0.00     | 250.00   |
| 109 | HISTORY-MS          |   |   |   |   | 500.00   | 71.96    | 0.00     | 428.04   |
| 110 | MATH-HS             |   |   |   |   | 1,400.00 | 134.94   | 85.69    | 1,179.37 |
| 111 | MATH-MS             |   |   |   |   | 1,750.00 | 0.00     | 0.00     | 1,750.00 |
| 112 | ART-HS              |   |   |   |   | 1,020.00 | 0.00     | 0.00     | 1,020.00 |
| 113 | ART-MS              |   |   |   |   | 1,000.00 | 846.02   | 0.00     | 153.98   |
| 114 | ART-PS              |   |   |   |   | 2,400.00 | 2,041.38 | 62.54    | 296.08   |
| 115 | ART-ES              |   |   |   |   | 500.00   | 0.00     | 0.00     | 500.00   |
| 116 | SCIENCE-HS          |   |   |   |   | 7,000.00 | 2,029.22 | 1,244.21 | 3,726.57 |
| 117 | SCIENCE-MS          |   |   |   |   | 2,200.00 | 0.00     | 0.00     | 2,200.00 |
| 118 | SCIENCE-ES          |   |   |   |   | 2,500.00 | 208.24   | 0.00     | 2,291.76 |
| 119 | MUSIC-PS            |   |   |   |   | 500.00   | 0.00     | 0.00     | 500.00   |
| 120 | MUSIC-ES            |   |   |   |   | 500.00   | 0.00     | 0.00     | 500.00   |
| 121 | PE-HS               |   |   |   |   | 350.00   | 241.11   | 0.00     | 108.89   |
| 122 | PE-MS               |   |   |   |   | 750.00   | 0.00     | 750.00   | 0.00     |
| 123 | PE-PS               |   |   |   |   | 800.00   | 132.54   | 0.00     | 667.46   |
| 124 | PE-ES               |   |   |   |   | 1,000.00 | 928.30   | 0.00     | 71.70    |
| 125 | INST HEALTH-HS      |   |   |   |   | 0.00     | 0.00     | 0.00     | 0.00     |
| 126 | BUSINESS DEPT-HS    |   |   |   |   | 500.00   | 0.00     | 0.00     | 500.00   |
| 127 | KEYBOARDING-MS      |   |   |   |   | 500.00   | 0.00     | 85.69    | 414.31   |
| 128 | HEALTH-HS           |   |   |   |   | 0.00     | 0.00     | 0.00     | 0.00     |
| 129 | SIXTH GRADE-MS      |   |   |   |   | 0.00     | 0.00     | 0.00     | 0.00     |
| 130 | KINDERGARTEN-PS     |   |   |   |   | 4,200.00 | 381.56   | 167.63   | 3,650.81 |
| 131 | FIRST GRADE-PS      |   |   |   |   | 4,200.00 | 150.35   | 30.00    | 4,019.65 |
| 132 | SECOND GRADE-PS     |   |   |   |   | 4,200.00 | 1,004.77 | 237.95   | 2,957.28 |
| 133 | PRE-K/HEAD START-PS |   |   |   |   | 1,500.00 | 0.00     | 0.00     | 1,500.00 |
| 134 | THIRD GRADE-ES      |   |   |   |   | 4,000.00 | 140.96   | 76.63    | 3,782.41 |
| 135 | FOURTH GRADE-ES     |   |   |   |   | 4,500.00 | 65.00    | 85.69    | 4,349.31 |
| 136 | FIFTH GRADE-ES      |   |   |   |   | 3,000.00 | 1,096.04 | 603.79   | 1,300.17 |
| 137 | COMPUTER LAB-MS     |   |   |   |   | 500.00   | 0.00     | 0.00     | 500.00   |
| 138 | COMPUTER LAB-PS     |   |   |   |   | 600.00   | 153.37   | 0.00     | 446.63   |
| 139 | COMPUTER LAB-ES     |   |   |   |   | 500.00   | 0.00     | 0.00     | 500.00   |
| 140 | CAREER & TECH-HS    |   |   |   |   | 0.00     | 0.00     | 0.00     | 0.00     |
| 141 | VO AGRICULTURE-HS   |   |   |   |   | 2,000.00 | 877.98   | 500.00   | 622.02   |
| 142 | HOMEMAKING-HS       |   |   |   |   | 2,950.00 | 1,253.99 | 0.00     | 1,696.01 |
| 143 | AUTO MECH-HS        |   |   |   |   | 5,000.00 | 1,040.93 | 200.00   | 3,759.07 |
| 144 | D E -HS             |   |   |   |   | 1,000.00 | 0.00     | 0.00     | 1,000.00 |
| 145 | SPEECH THERAPY-PS   |   |   |   |   | 0.00     | 0.00     | 0.00     | 0.00     |
| 146 | SPEECH THERAPY-ES   |   |   |   |   | 0.00     | 0.00     | 0.00     | 0.00     |
| 147 | CONTENT MASTERY-HS  |   |   |   |   | 0.00     | 0.00     | 0.00     | 0.00     |
| 148 | SPECIAL ED-HS       |   |   |   |   | 1,000.00 | 69.43    | 0.00     | 930.57   |
| 149 | SPECIAL ED-MS       |   |   |   |   | 2,000.00 | 0.00     | 0.00     | 2,000.00 |
| 150 | SPECIAL ED-PS       |   |   |   |   | 750.00   | 73.93    | 85.69    | 590.38   |

|     | A                               | B | C | D | E | F          | G         | H         | I          |
|-----|---------------------------------|---|---|---|---|------------|-----------|-----------|------------|
| 151 | SPECIAL ED-ES                   |   |   |   |   | 2,000.00   | 424.65    | 0.00      | 1,575.35   |
| 152 | SUPPLIES-HS-SCIENCE-RENOVATIONS |   |   |   |   | 0.00       | 0.00      | 0.00      | 0.00       |
| 153 | SUPPLIES-TECHNOLOGY-HS**        |   |   |   |   | 12,500.00  | 5,032.49  | 1,873.49  | 5,594.02   |
| 154 | SUPPLEIS-TECHNOLOGY-HS C/T      |   |   |   |   | 0.00       | 0.00      | 0.00      | 0.00       |
| 155 | SUPPLIES-TECHNOLOGY-MS**        |   |   |   |   | 12,500.00  | 4,882.51  | 1,873.49  | 5,744.00   |
| 156 | SUPPLIES-TECHNOLOGY-PS**        |   |   |   |   | 12,500.00  | 5,104.50  | 1,873.49  | 5,522.01   |
| 157 | SUPPLIES-TECHNOLOGY-ES**        |   |   |   |   | 12,500.00  | 4,882.51  | 1,873.49  | 5,744.00   |
| 158 | TOTAL                           |   |   |   |   | 245,790.00 | 67,091.35 | 15,924.42 | 162,774.23 |
| 159 |                                 |   |   |   |   |            |           |           |            |
| 160 | GENERAL TRAVEL-HS               |   |   |   |   | 2,500.00   | 0.00      | 0.00      | 2,500.00   |
| 161 | TRAVEL-BUSINESS-HS              |   |   |   |   | 1,500.00   | 0.00      | 0.00      | 1,500.00   |
| 162 | TRAVEL-DRAFTING-HS              |   |   |   |   | 0.00       | 0.00      | 0.00      | 0.00       |
| 163 | TRAVEL-VO AG-HS                 |   |   |   |   | 5,000.00   | 446.72    | 0.00      | 4,553.28   |
| 164 | TRAVEL-HOMEMAKING-HS            |   |   |   |   | 2,400.00   | 445.00    | 0.00      | 1,955.00   |
| 165 | TRAVEL-AUTO MECH-HS             |   |   |   |   | 0.00       | 0.00      | 0.00      | 0.00       |
| 166 | TRAVEL-DE-HS                    |   |   |   |   | 1,000.00   | 0.00      | 0.00      | 1,000.00   |
| 167 | TRAVEL-SP ED-NON EMPLOYEE       |   |   |   |   | 0.00       | 0.00      | 0.00      | 0.00       |
| 168 | FEE/DUES-ES                     |   |   |   |   | 0.00       | 0.00      | 0.00      | 0.00       |
| 169 | GRADUATION EXPENSE              |   |   |   |   | 2,500.00   | 0.00      | 0.00      | 2,500.00   |
| 170 | TOTAL                           |   |   |   |   | 14,900.00  | 891.72    | 0.00      | 14,008.28  |
| 171 |                                 |   |   |   |   |            |           |           |            |
| 172 | VECHILE-VO AG                   |   |   |   |   | 0.00       | 0.00      | 0.00      | 0.00       |
| 173 | EQUIP/FURN>5,000-VO AG          |   |   |   |   | 0.00       | 0.00      | 0.00      | 0.00       |
| 174 | FURN/EQUIP-HS                   |   |   |   |   | 9,685.01   | 327.10    | 0.00      | 9,357.91   |
| 175 | FURN/EQUIP-C/T                  |   |   |   |   | 0.00       | 0.00      | 0.00      | 0.00       |
| 176 | FURN/EQUIP-HS ALLOTMENT         |   |   |   |   | 5,000.00   | 0.00      | 899.00    | 4,101.00   |
| 177 | FURN/EQUIP-MS                   |   |   |   |   | 9,376.62   | 0.00      | 0.00      | 9,376.62   |
| 178 | FURN/EQUIP-MS-ST COMP           |   |   |   |   | 0.00       | 0.00      | 0.00      | 0.00       |
| 179 | FURN/EQUIP-PS                   |   |   |   |   | 10,000.00  | 1,438.00  | 899.00    | 7,663.00   |
| 180 | FURN/EQUIP-ES                   |   |   |   |   | 10,000.00  | 1,649.00  | 0.00      | 8,351.00   |
| 181 | FURN/EQUIP-DISTRICT WIDE        |   |   |   |   | 0.00       | 0.00      | 0.00      | 0.00       |
| 182 | FURN/EQUIP-HS-ENGLISH           |   |   |   |   | 0.00       | 0.00      | 0.00      | 0.00       |
| 183 | FURN/EQUIP-DRAMA                |   |   |   |   | 0.00       | 0.00      | 0.00      | 0.00       |
| 184 | FURN/EQUIP-MS-READING           |   |   |   |   | 0.00       | 0.00      | 0.00      | 0.00       |
| 185 | FURN/EQUIP-SPANISH              |   |   |   |   | 0.00       | 0.00      | 0.00      | 0.00       |
| 186 | BAND INSTRUMENTS-HS             |   |   |   |   | 20,000.00  | 13,683.00 | 1,699.00  | 4,618.00   |
| 187 | FURN/EQUIP-HS CHOIR             |   |   |   |   | 0.00       | 0.00      | 0.00      | 0.00       |
| 188 | BAND INSTRUMENTS-MS             |   |   |   |   | 0.00       | 0.00      | 0.00      | 0.00       |
| 189 | FURN/EQUIP-HS HISTORY           |   |   |   |   | 0.00       | 0.00      | 0.00      | 0.00       |
| 190 | FURN/EQUIP-MS-HISTORY           |   |   |   |   | 0.00       | 0.00      | 0.00      | 0.00       |
| 191 | FURN/EQUIP-HS-MATH              |   |   |   |   | 5,000.00   | 300.00    | 0.00      | 4,700.00   |
| 192 | FURN/EQUIP-MS-MATH              |   |   |   |   | 0.00       | 0.00      | 0.00      | 0.00       |
| 193 | FURN/EQUIP-HS-SCIENCE           |   |   |   |   | 314.99     | 314.99    | 0.00      | 0.00       |
| 194 | FURN/EQUIP-MS-SCIENCE           |   |   |   |   | 623.38     | 623.38    | 0.00      | 0.00       |
| 195 | FURN/EQUIP-PS-MUSIC             |   |   |   |   | 0.00       | 0.00      | 0.00      | 0.00       |
| 196 | FURN/EQUIP-ES-MUSIC             |   |   |   |   | 0.00       | 0.00      | 0.00      | 0.00       |
| 197 | FURN/EQUIP-PS-PE                |   |   |   |   | 0.00       | 0.00      | 0.00      | 0.00       |
| 198 | FURN/EQUIP-ES-PE                |   |   |   |   | 0.00       | 0.00      | 0.00      | 0.00       |
| 199 | FURN/EQUIP-KEYBOARDING-MS       |   |   |   |   | 0.00       | 0.00      | 0.00      | 0.00       |
| 200 | FURN/EQUIP-PS-PRE-K             |   |   |   |   | 0.00       | 0.00      | 0.00      | 0.00       |
| 201 | FURN/EQUIP-PS-KINDERGARTEN      |   |   |   |   | 0.00       | 0.00      | 0.00      | 0.00       |

|     | A                                 | B | C | D | E | F            | G            | H          | I            |
|-----|-----------------------------------|---|---|---|---|--------------|--------------|------------|--------------|
| 202 | FURN/EQUIP-PS-FIRST GRADE         |   |   |   |   | 0.00         | 0.00         | 0.00       | 0.00         |
| 203 | FURN/EQUIP-PS-SECOND GRADE        |   |   |   |   | 0.00         | 0.00         | 0.00       | 0.00         |
| 204 | FURN/EQUIP-HEAD START             |   |   |   |   | 0.00         | 0.00         | 0.00       | 0.00         |
| 205 | FURN/EQUIP-ES-THIRD GRADE         |   |   |   |   | 0.00         | 0.00         | 0.00       | 0.00         |
| 206 | FURN/EQUIP-ES-FOURTH GRADE        |   |   |   |   | 0.00         | 0.00         | 0.00       | 0.00         |
| 207 | FURN/EQUIP-ES-FIFTH GRADE         |   |   |   |   | 0.00         | 0.00         | 0.00       | 0.00         |
| 208 | FURN/EQUIP-HS-CAREER/TECH         |   |   |   |   | 0.00         | 0.00         | 0.00       | 0.00         |
| 209 | FURN/EQUIP-VO AG                  |   |   |   |   | 0.00         | 0.00         | 0.00       | 0.00         |
| 210 | FURN/EQUIP-DE                     |   |   |   |   | 0.00         | 0.00         | 0.00       | 0.00         |
| 211 | FURN-EQUIP-HS-AUTO MECH           |   |   |   |   | 0.00         | 0.00         | 0.00       | 0.00         |
| 212 | FURN/EQUIP-PS-SPEECH              |   |   |   |   | 0.00         | 0.00         | 0.00       | 0.00         |
| 213 | FURN/EQUIP-HS-SP ED               |   |   |   |   | 0.00         | 0.00         | 0.00       | 0.00         |
| 214 | FURN/EQUIP-MS-SP ED               |   |   |   |   | 0.00         | 0.00         | 0.00       | 0.00         |
| 215 | FURN/EQUIP-PS-SP ED               |   |   |   |   | 0.00         | 0.00         | 0.00       | 0.00         |
| 216 | FURN/EQUIP-ES-SP ED               |   |   |   |   | 0.00         | 0.00         | 0.00       | 0.00         |
| 217 | FURN/EQUIP-HS-SCIENCE-RENOVATIONS |   |   |   |   | 0.00         | 0.00         | 0.00       | 0.00         |
| 218 | FURN/EQUIP-HS TECHNOLOGY**        |   |   |   |   | 45,000.00    | 0.00         | 0.00       | 45,000.00    |
| 219 | FURN/EQUIP-HS-C/T                 |   |   |   |   | 0.00         | 0.00         | 0.00       | 0.00         |
| 220 | FURN/EQUIP-HS-ST COMP             |   |   |   |   | 0.00         | 0.00         | 0.00       | 0.00         |
| 221 | FURN/EQUIP-MS TECHNOLOGY**        |   |   |   |   | 2,500.00     | 0.00         | 0.00       | 2,500.00     |
| 222 | FURN/EQUIP-PS TECHNOLOGY**        |   |   |   |   | 2,500.00     | 0.00         | 0.00       | 2,500.00     |
| 223 | FURN/EQUIP-ES TECHNOLOGY**        |   |   |   |   | 2,500.00     | 0.00         | 0.00       | 2,500.00     |
| 224 | FURN/EQUIP-ES-ST COMP             |   |   |   |   | 0.00         | 0.00         | 0.00       | 0.00         |
| 225 | TOTAL                             |   |   |   |   | 122,500.00   | 18,335.47    | 3,497.00   | 100,667.53   |
| 226 |                                   |   |   |   |   |              |              |            |              |
| 227 | TOTAL INSTRUCTION                 |   |   |   |   | 7,848,657.00 | 1,926,199.82 | 679,326.35 | 5,243,130.83 |
| 228 |                                   |   |   |   |   |              |              |            |              |
| 229 |                                   |   |   |   |   |              |              |            |              |
| 230 |                                   |   |   |   |   |              |              |            |              |
| 231 | SUBSTITUTES                       |   |   |   |   | 1,000.00     | 55.00        | 0.00       | 945.00       |
| 232 | SALARIES                          |   |   |   |   | 145,221.00   | 41,568.22    | 18,604.82  | 85,047.96    |
| 233 | FIMM                              |   |   |   |   | 2,143.00     | 549.64       | 0.00       | 1,593.36     |
| 234 | HEALTH INSURANCE                  |   |   |   |   | 11,732.00    | 3,353.17     | 0.00       | 8,378.83     |
| 235 | WORKER'S COMPENSATION             |   |   |   |   | 696.00       | 0.00         | 0.00       | 696.00       |
| 236 | TRS ON BEHALF                     |   |   |   |   | 0.00         | 0.00         | 0.00       | 0.00         |
| 237 | UNEMPLOYMENT                      |   |   |   |   | 122.00       | 98.09        | 0.00       | 23.91        |
| 238 | TEACHER RETIREMENT/TRS CARE       |   |   |   |   | 4,007.00     | 1,358.44     | 0.00       | 2,648.56     |
| 239 | PERSONAL DAYS                     |   |   |   |   | 1,500.00     | 0.00         | 0.00       | 1,500.00     |
| 240 | TOTAL                             |   |   |   |   | 166,421.00   | 46,982.56    | 18,604.82  | 100,833.62   |
| 241 |                                   |   |   |   |   |              |              |            |              |
| 242 | CONTRACTED SERVICES-HS            |   |   |   |   | 2,219.00     | 0.00         | 0.00       | 2,219.00     |
| 243 | CONTRACTED SERVICES-MS            |   |   |   |   | 1,000.00     | 0.00         | 0.00       | 1,000.00     |
| 244 | CONTRACTED SERVICES-PS            |   |   |   |   | 1,000.00     | 0.00         | 0.00       | 1,000.00     |
| 245 | CONTRACTED SERVICES-ES            |   |   |   |   | 1,000.00     | 0.00         | 0.00       | 1,000.00     |
| 246 | TOTAL                             |   |   |   |   | 5,219.00     | 0.00         | 0.00       | 5,219.00     |
| 247 |                                   |   |   |   |   |              |              |            |              |
| 248 | MAGAZINES/BOOKS-HS                |   |   |   |   | 10,000.00    | 827.82       | 7,974.11   | 1,198.07     |
| 249 | MAGAZINES/BOOKS-MS                |   |   |   |   | 5,500.00     | 2,820.38     | 0.00       | 2,679.62     |
| 250 | MAGAZINES/BOOKS-PS                |   |   |   |   | 6,500.00     | 312.00       | 138.72     | 6,049.28     |
| 251 | MAGAZINES/BOOKS-ES                |   |   |   |   | 6,000.00     | 2,496.20     | 2,972.98   | 530.82       |

12-LIBRARY

|     | A                                    | B | C | D | E | F          | G         | H         | I          |
|-----|--------------------------------------|---|---|---|---|------------|-----------|-----------|------------|
| 252 | AUDIO VISUAL & OTHER INST SUPPLY-HS  |   |   |   |   | 500.00     | 0.00      | 240.00    | 260.00     |
| 253 | AUDIO VISUAL & OTHER INST SUPPLY-MS  |   |   |   |   | 2,500.00   | 0.00      | 0.00      | 2,500.00   |
| 254 | AUDIO VISUAL & OTHER INST SUPPLY-PS  |   |   |   |   | 3,000.00   | 723.40    | 0.00      | 2,276.60   |
| 255 | AUDIO VISUAL & OTHER INST SUPPLY-ES  |   |   |   |   | 800.00     | 0.00      | 0.00      | 800.00     |
| 256 | TOTAL                                |   |   |   |   | 34,800.00  | 7,179.80  | 11,325.81 | 16,294.39  |
| 257 |                                      |   |   |   |   |            |           |           |            |
| 258 | TRAVEL-HS                            |   |   |   |   | 1,500.00   | 0.00      | 0.00      | 1,500.00   |
| 259 | TRAVEL-MS                            |   |   |   |   | 50.00      | 0.00      | 0.00      | 50.00      |
| 260 | TRAVEL-PS                            |   |   |   |   | 50.00      | 0.00      | 0.00      | 50.00      |
| 261 | TRAVEL-ES                            |   |   |   |   | 1,000.00   | 0.00      | 0.00      | 1,000.00   |
| 262 | FEES/DUES-HS                         |   |   |   |   | 500.00     | 0.00      | 0.00      | 500.00     |
| 263 | TOTAL                                |   |   |   |   | 3,100.00   | 0.00      | 0.00      | 3,100.00   |
| 264 |                                      |   |   |   |   |            |           |           |            |
| 265 | FURN/EQUIP-HS                        |   |   |   |   | 0.00       | 0.00      | 0.00      | 0.00       |
| 266 | FURN/EQUIP-MS                        |   |   |   |   | 0.00       | 0.00      | 0.00      | 0.00       |
| 267 | FURN/EQUIP-PS                        |   |   |   |   | 0.00       | 0.00      | 0.00      | 0.00       |
| 268 | FURN/EQUIP-ES                        |   |   |   |   | 0.00       | 0.00      | 0.00      | 0.00       |
| 269 | TOTAL                                |   |   |   |   | 0.00       | 0.00      | 0.00      | 0.00       |
| 270 |                                      |   |   |   |   |            |           |           |            |
| 271 | TOTAL LIBRARY                        |   |   |   |   | 209,540.00 | 54,162.36 | 29,930.63 | 125,447.01 |
| 272 |                                      |   |   |   |   |            |           |           |            |
| 273 | <i>13-STAFF DEVELOPMENT</i>          |   |   |   |   |            |           |           |            |
| 274 |                                      |   |   |   |   |            |           |           |            |
| 275 | DEPARTMENT HEAD/JUDGE TRUST          |   |   |   |   | 11,950.00  | 3,254.38  | 1,476.36  | 7,219.26   |
| 276 | FIMM                                 |   |   |   |   | 170.00     | 42.81     | 0.00      | 127.19     |
| 277 | HEALTH INSURANCE                     |   |   |   |   | 919.00     | 253.61    | 0.00      | 665.39     |
| 278 | WORKER'S COMPENSATION                |   |   |   |   | 0.00       | 0.00      | 0.00      | 0.00       |
| 279 | TRS ON-BEHALF                        |   |   |   |   | 0.00       | 0.00      | 0.00      | 0.00       |
| 280 | UNEMPLOYMENT                         |   |   |   |   | 0.00       | 7.69      | 0.00      | (7.69)     |
| 281 | TEACHER RETIREMENT/TRS CARE          |   |   |   |   | 393.00     | 125.59    | 0.00      | 267.41     |
| 282 | TOTAL                                |   |   |   |   | 13,432.00  | 3,684.08  | 1,476.36  | 8,271.56   |
| 283 |                                      |   |   |   |   |            |           |           |            |
| 284 | CONTRACTED STAFF DEVELOPMENT-HS ALLO |   |   |   |   | 0.00       | 0.00      | 0.00      | 0.00       |
| 285 | CONTRACTED STAFF-DEVELOPMENT         |   |   |   |   | 9,681.00   | 0.00      | 0.00      | 9,681.00   |
| 286 | STAFF DEVELOPMENT-REGION VII         |   |   |   |   | 8,000.00   | 7,420.00  | 0.00      | 580.00     |
| 287 | STAFF DEVELOPMENT-G/T-REGION VII     |   |   |   |   | 11,000.00  | 11,000.00 | 0.00      | 0.00       |
| 288 | STAFF DEVELOPMENT-CT-REGION VII      |   |   |   |   | 4,119.00   | 4,119.00  | 0.00      | 0.00       |
| 289 | TOTAL                                |   |   |   |   | 32,800.00  | 22,539.00 | 0.00      | 10,261.00  |
| 290 |                                      |   |   |   |   |            |           |           |            |
| 291 | SUPPLIES-IN SERVICE                  |   |   |   |   | 500.00     | 0.00      | 0.00      | 500.00     |
| 292 | TOTAL                                |   |   |   |   | 500.00     | 0.00      | 0.00      | 500.00     |
| 293 |                                      |   |   |   |   |            |           |           |            |
| 294 | TRAVEL-HS-REG                        |   |   |   |   | 1,855.05   | 0.00      | 0.00      | 1,855.05   |
| 295 | TRAVEL-HS-VOC                        |   |   |   |   | 637.95     | 637.95    | 0.00      | 0.00       |
| 296 | TRAVEL-HS-SP ED                      |   |   |   |   | 0.00       | 0.00      | 0.00      | 0.00       |
| 297 | TRAVEL-HS-ST COMP                    |   |   |   |   | 0.00       | 0.00      | 0.00      | 0.00       |
| 298 | TRAVEL-HS-ESL                        |   |   |   |   | 0.00       | 0.00      | 0.00      | 0.00       |
| 299 | TRAVEL-HS ALLOTMENT                  |   |   |   |   | 10,000.00  | 0.00      | 0.00      | 10,000.00  |
| 300 | TRAVEL-MS-REG                        |   |   |   |   | 2,354.00   | 0.00      | 0.00      | 2,354.00   |
| 301 | TRAVEL-MS-SP ED                      |   |   |   |   | 50.00      | 50.00     | 0.00      | 0.00       |

|     | A                                  | B | C | D | E | F         | G         | H        | I         |
|-----|------------------------------------|---|---|---|---|-----------|-----------|----------|-----------|
| 302 | TRAVEL-MS-ST COMP                  |   |   |   |   | 0.00      | 0.00      | 0.00     | 0.00      |
| 303 | TRAVEL-MS-ESL                      |   |   |   |   | 96.00     | 96.00     | 0.00     | 0.00      |
| 304 | TRAVEL-PS-REG                      |   |   |   |   | 2,305.00  | 0.00      | 0.00     | 2,305.00  |
| 305 | TRAVEL-PS-G/T                      |   |   |   |   | 10.00     | 0.00      | 10.00    | 0.00      |
| 306 | TRAVEL-PS-SP ED                    |   |   |   |   | 85.00     | 50.00     | 35.00    | 0.00      |
| 307 | TRAVEL-ES-REG                      |   |   |   |   | 2,153.00  | 0.00      | 0.00     | 2,153.00  |
| 308 | TRAVEL-ES-G/T                      |   |   |   |   | 57.00     | 57.00     | 0.00     | 0.00      |
| 309 | TRAVEL-ES-SP ED                    |   |   |   |   | 50.00     | 50.00     | 0.00     | 0.00      |
| 310 | TRAVEL ES-ESL                      |   |   |   |   | 0.00      | 0.00      | 0.00     | 0.00      |
| 311 | TRAVEL-ALL SCHOOLS                 |   |   |   |   | 15,000.00 | 2,333.00  | 0.00     | 12,667.00 |
| 312 | TRAVEL -TECHNOLOGY                 |   |   |   |   | 4,500.00  | 0.00      | 0.00     | 4,500.00  |
| 313 | MISC OPERATING-HS-REG              |   |   |   |   | 7.00      | 7.00      | 0.00     | 0.00      |
| 314 | MISC OPERATING-HS-SP ED            |   |   |   |   | 0.00      | 0.00      | 0.00     | 0.00      |
| 315 | MISC OPERATING-HS-VOC              |   |   |   |   | 0.00      | 0.00      | 0.00     | 0.00      |
| 316 | MISC OEPRATING-HS-G/T              |   |   |   |   | 0.00      | 0.00      | 0.00     | 0.00      |
| 317 | MISC OPERATING-MS-REG              |   |   |   |   | 0.00      | 0.00      | 0.00     | 0.00      |
| 318 | MISC OPERATING-MS-G/T              |   |   |   |   | 0.00      | 0.00      | 0.00     | 0.00      |
| 319 | MISC OPERATING-MS-SP ED            |   |   |   |   | 0.00      | 0.00      | 0.00     | 0.00      |
| 320 | MISC OPERATING-MS-ESL              |   |   |   |   | 0.00      | 0.00      | 0.00     | 0.00      |
| 321 | MISC OPERATING-PS-REG              |   |   |   |   | 100.00    | 100.00    | 0.00     | 0.00      |
| 322 | MISC OPERATING-PS-SP ED            |   |   |   |   | 0.00      | 0.00      | 0.00     | 0.00      |
| 323 | MISC OPERATING-PS-ST COMP          |   |   |   |   | 0.00      | 0.00      | 0.00     | 0.00      |
| 324 | MISC OPERATING-PS-ESL              |   |   |   |   | 0.00      | 0.00      | 0.00     | 0.00      |
| 325 | MISC OPERATING-ES-REG              |   |   |   |   | 0.00      | 0.00      | 0.00     | 0.00      |
| 326 | MISC OPERATING-ES-G/T              |   |   |   |   | 0.00      | 0.00      | 0.00     | 0.00      |
| 327 | MISC OPERATING-ES-SP ED            |   |   |   |   | 0.00      | 0.00      | 0.00     | 0.00      |
| 328 | MISC OPERATING-ES-ESL              |   |   |   |   | 240.00    | 240.00    | 0.00     | 0.00      |
| 329 | TOTAL                              |   |   |   |   | 39,500.00 | 3,620.95  | 45.00    | 35,834.05 |
| 330 |                                    |   |   |   |   |           |           |          |           |
| 331 | TOTAL STAFF DEVELOPMENT            |   |   |   |   | 86,232.00 | 29,844.03 | 1,521.36 | 54,866.61 |
| 332 |                                    |   |   |   |   |           |           |          |           |
| 333 |                                    |   |   |   |   |           |           |          |           |
| 334 |                                    |   |   |   |   |           |           |          |           |
|     | <i>21-INSTRUCTIONAL LEADERSHIP</i> |   |   |   |   |           |           |          |           |
| 335 | SALARY                             |   |   |   |   | 64,443.00 | 22,084.79 | 0.00     | 42,358.21 |
| 336 | FIMM                               |   |   |   |   | 947.00    | 304.39    | 0.00     | 642.61    |
| 337 | HEALTH INSURANCE                   |   |   |   |   | 2,931.00  | 976.96    | 0.00     | 1,954.04  |
| 338 | WORKER'S COMPENSATION              |   |   |   |   | 292.00    | 0.00      | 0.00     | 292.00    |
| 339 | TRS ON-BEHALF                      |   |   |   |   | 0.00      | 0.00      | 0.00     | 0.00      |
| 340 | UNEMPLOYMENT                       |   |   |   |   | 51.00     | 42.95     | 0.00     | 8.05      |
| 341 | TEACHER RETIREMENT/TRS CARE        |   |   |   |   | 3,045.00  | 1,074.71  | 0.00     | 1,970.29  |
| 342 | PERSONAL DAYS                      |   |   |   |   | 1,000.00  | 0.00      | 0.00     | 1,000.00  |
| 343 | TOTAL                              |   |   |   |   | 72,709.00 | 24,483.80 | 0.00     | 48,225.20 |
| 344 |                                    |   |   |   |   |           |           |          |           |
| 345 | CONTRACTED SERVICE                 |   |   |   |   | 0.00      | 0.00      | 0.00     | 0.00      |
| 346 |                                    |   |   |   |   |           |           |          |           |
| 347 | SUPPLIES                           |   |   |   |   | 215.00    | 39.96     | 50.00    | 125.04    |
| 348 |                                    |   |   |   |   |           |           |          |           |
| 349 | TRAVEL                             |   |   |   |   | 2,000.00  | 937.08    | 10.00    | 1,052.92  |
| 350 | DUES                               |   |   |   |   | 0.00      | 0.00      | 0.00     | 0.00      |
| 351 | TOTAL                              |   |   |   |   | 2,000.00  | 937.08    | 10.00    | 1,052.92  |

|     | A                              | B | C | D | E | F          | G          | H         | I          |
|-----|--------------------------------|---|---|---|---|------------|------------|-----------|------------|
| 352 |                                |   |   |   |   |            |            |           |            |
| 353 | FURN/EQUIP                     |   |   |   |   | 285.00     | 285.00     | 0.00      | 0.00       |
| 354 |                                |   |   |   |   |            |            |           |            |
| 355 | TOTAL INSTRUCTIONAL LEADERSHIP |   |   |   |   | 75,209.00  | 25,745.84  | 60.00     | 49,403.16  |
| 356 |                                |   |   |   |   |            |            |           |            |
| 357 |                                |   |   |   |   |            |            |           |            |
|     |                                |   |   |   |   |            |            |           |            |
|     |                                |   |   |   |   |            |            |           |            |
| 358 |                                |   |   |   |   |            |            |           |            |
| 358 | SUBSTITUTES                    |   |   |   |   | 2,000.00   | 275.00     | 0.00      | 1,725.00   |
| 359 | SALARIES                       |   |   |   |   | 670,126.00 | 214,438.24 | 23,369.90 | 432,317.86 |
| 360 | FIMM                           |   |   |   |   | 9,863.00   | 2,865.34   | 0.00      | 6,997.66   |
| 361 | HEALTH INSURANCE               |   |   |   |   | 43,020.00  | 13,409.79  | 0.00      | 29,610.21  |
| 362 | WORKER'S COMPENSATION          |   |   |   |   | 2,720.00   | 0.00       | 0.00      | 2,720.00   |
| 363 | TRS ON-BEHALF                  |   |   |   |   | 0.00       | 0.00       | 0.00      | 0.00       |
| 364 | UNEMPLOYMENT                   |   |   |   |   | 476.00     | 446.85     | 0.00      | 29.15      |
| 365 | TEACHER RETIREMENT/TRS CARE    |   |   |   |   | 20,880.00  | 7,190.52   | 0.00      | 13,689.48  |
| 366 | PERSONAL DAYS                  |   |   |   |   | 9,200.00   | 0.00       | 0.00      | 9,200.00   |
| 367 | TOTAL                          |   |   |   |   | 758,285.00 | 238,625.74 | 23,369.90 | 496,289.36 |
| 368 |                                |   |   |   |   |            |            |           |            |
| 369 | PRINTING-HS                    |   |   |   |   | 2,000.00   | 300.63     | 0.00      | 1,699.37   |
| 370 | PRINTING-MS                    |   |   |   |   | 2,000.00   | 547.63     | 0.00      | 1,452.37   |
| 371 | PRINTING-PS                    |   |   |   |   | 2,000.00   | 0.00       | 0.00      | 2,000.00   |
| 372 | PRINTING-ES                    |   |   |   |   | 2,000.00   | 300.61     | 0.00      | 1,699.39   |
| 373 | TOTAL                          |   |   |   |   | 8,000.00   | 1,148.87   | 0.00      | 6,851.13   |
| 374 |                                |   |   |   |   |            |            |           |            |
| 375 | SUPPLIES-HS                    |   |   |   |   | 3,000.00   | 0.00       | 0.00      | 3,000.00   |
| 376 | SUPPLIES-MS                    |   |   |   |   | 3,000.00   | 368.61     | 0.00      | 2,631.39   |
| 377 | SUPPLIES-PS                    |   |   |   |   | 3,000.00   | 538.86     | 210.31    | 2,250.83   |
| 378 | SUPPLIES-ES                    |   |   |   |   | 3,000.00   | 700.84     | 0.00      | 2,299.16   |
| 379 | DISTRICT EXPENSES-HS           |   |   |   |   | 1,000.00   | 518.47     | 0.00      | 481.53     |
| 380 | DISTRICT EXPENSES-MS           |   |   |   |   | 1,000.00   | 326.98     | 0.00      | 673.02     |
| 381 | DISTRICT EXPENSES-PS           |   |   |   |   | 1,000.00   | 276.97     | 0.00      | 723.03     |
| 382 | DISTRICT EXPENSES-ES           |   |   |   |   | 1,000.00   | 236.98     | 0.00      | 763.02     |
| 383 | POSTAGE-HS                     |   |   |   |   | 4,000.00   | 1,098.03   | 0.00      | 2,901.97   |
| 384 | POSTAGE-MS                     |   |   |   |   | 3,000.00   | 1,003.39   | 0.00      | 1,996.61   |
| 385 | POSTAGE-PS                     |   |   |   |   | 1,500.00   | 500.00     | 0.00      | 1,000.00   |
| 386 | POSTAGE-ES                     |   |   |   |   | 1,500.00   | 500.00     | 0.00      | 1,000.00   |
| 387 | TOTAL                          |   |   |   |   | 26,000.00  | 6,069.13   | 210.31    | 19,720.56  |
| 388 |                                |   |   |   |   |            |            |           |            |
| 389 | TRAVEL-HS                      |   |   |   |   | 4,400.00   | 245.00     | 0.00      | 4,155.00   |
| 390 | TRAVEL-MS                      |   |   |   |   | 2,500.00   | 320.00     | 0.00      | 2,180.00   |
| 391 | TRAVEL-PS                      |   |   |   |   | 3,090.00   | 245.00     | 0.00      | 2,845.00   |
| 392 | TRAVEL-ES                      |   |   |   |   | 2,565.00   | 292.40     | 0.00      | 2,272.60   |
| 393 | BONDING-HS                     |   |   |   |   | 0.00       | 0.00       | 0.00      | 0.00       |
| 394 | TRAVEL-ALL SCHOOLS             |   |   |   |   | 0.00       | 0.00       | 0.00      | 0.00       |
| 395 | DUES-HS                        |   |   |   |   | 0.00       | 0.00       | 0.00      | 0.00       |
| 396 | DUES-MS                        |   |   |   |   | 0.00       | 0.00       | 0.00      | 0.00       |
| 397 | DUES-PS                        |   |   |   |   | 410.00     | 410.00     | 0.00      | 0.00       |
| 398 | DUES-ES                        |   |   |   |   | 0.00       | 0.00       | 0.00      | 0.00       |
| 399 | TOTAL                          |   |   |   |   | 12,965.00  | 1,512.40   | 0.00      | 11,452.60  |
| 400 |                                |   |   |   |   |            |            |           |            |
| 401 | FURN/EQUIP-HS                  |   |   |   |   | 0.00       | 0.00       | 0.00      | 0.00       |







|     | A                                      | B | C | D | E | F          | G          | H         | I          |
|-----|--|---|---|---|---|------------|------------|-----------|------------|
| 502 |  |   |   |   |   |            |            |           |            |
| 503 | TOTAL HEALTH SERVICE                   |   |   |   |   | 115,446.00 | 31,929.46  | 10,820.81 | 72,695.73  |
| 504 |  |   |   |   |   |            |            |           |            |
| 505 | <i>34-STUDENT TRANSPORTATION</i>       |   |   |   |   |            |            |           |            |
| 506 |  |   |   |   |   |            |            |           |            |
| 507 | SUBSTITUTES                            |   |   |   |   | 6,000.00   | 2,211.20   | 0.00      | 3,788.80   |
| 508 | SALARIES                               |   |   |   |   | 154,884.00 | 52,691.86  | 7,873.92  | 94,318.22  |
| 509 | FIMM                                   |   |   |   |   | 2,351.00   | 680.60     | 0.00      | 1,670.40   |
| 510 | HEALTH INSURANCE                       |   |   |   |   | 32,777.00  | 9,784.74   | 0.00      | 22,992.26  |
| 511 | WORKER'S COMPENSATION                  |   |   |   |   | 760.00     | 0.00       | 0.00      | 760.00     |
| 512 | TRS ON-BEHALF                          |   |   |   |   | 0.00       | 0.00       | 0.00      | 0.00       |
| 513 | UNEMPLOYMENT                           |   |   |   |   | 133.00     | 118.60     | 0.00      | 14.40      |
| 514 | TEACHER RETIREMENT/TRS CARE            |   |   |   |   | 3,122.00   | 1,101.66   | 0.00      | 2,020.34   |
| 515 | PERSONAL DAYS                          |   |   |   |   | 1,200.00   | 0.00       | 0.00      | 1,200.00   |
| 516 | TOTAL                                  |   |   |   |   | 201,227.00 | 66,588.66  | 7,873.92  | 126,764.42 |
| 517 |  |   |   |   |   |            |            |           |            |
| 518 | CONT SERVICES-PHYSICALS/DRUG TEST      |   |   |   |   | 4,500.00   | 654.20     | 1,000.00  | 2,845.80   |
| 519 | CONT SERVICES-RECERTIFICATION          |   |   |   |   | 1,700.00   | 60.00      | 300.00    | 1,340.00   |
| 520 | CONT SERVICES-REPAIR                   |   |   |   |   | 11,000.00  | 1,952.72   | 575.00    | 8,472.28   |
| 521 | TOTAL                                  |   |   |   |   | 17,200.00  | 2,666.92   | 1,875.00  | 12,658.08  |
| 522 |  |   |   |   |   |            |            |           |            |
| 523 | GAS,OIL,GREASE,TIRES                   |   |   |   |   | 93,000.00  | 19,766.09  | 7,000.00  | 66,233.91  |
| 524 | PARTS & SUPPLIES                       |   |   |   |   | 42,500.00  | 5,939.42   | 9,185.69  | 27,374.89  |
| 525 | TOTAL                                  |   |   |   |   | 135,500.00 | 25,705.51  | 16,185.69 | 93,608.80  |
| 526 |  |   |   |   |   |            |            |           |            |
| 527 | INSURANCE                              |   |   |   |   | 12,450.00  | 10,841.00  | 0.00      | 1,609.00   |
| 528 | MISC OPERATING COSTS                   |   |   |   |   | 2,000.00   | 1,141.64   | 0.00      | 858.36     |
| 529 | TOTAL                                  |   |   |   |   | 14,450.00  | 11,982.64  | 0.00      | 2,467.36   |
| 530 |  |   |   |   |   |            |            |           |            |
| 531 | BUSES                                  |   |   |   |   | 0.00       | 0.00       | 0.00      | 0.00       |
| 532 | CAPITAL OUTLAY                         |   |   |   |   | 0.00       | 0.00       | 0.00      | 0.00       |
| 533 | FURN/EQUIP-TECHNOLOGY                  |   |   |   |   | 0.00       | 0.00       | 0.00      | 0.00       |
| 534 | TOTAL                                  |   |   |   |   | 0.00       | 0.00       | 0.00      | 0.00       |
| 535 |  |   |   |   |   |            |            |           |            |
| 536 | TOTAL STUDENT TRANSPORTATION           |   |   |   |   | 368,377.00 | 106,943.73 | 25,934.61 | 235,498.66 |
| 537 |  |   |   |   |   |            |            |           |            |
| 538 | <i>35-FOOD SERVICE</i>                 |   |   |   |   |            |            |           |            |
| 539 |  |   |   |   |   |            |            |           |            |
| 540 | CONTRACTED SERVICES-REPAIR             |   |   |   |   | 0.00       | 7,400.00   | 0.00      | (7,400.00) |
| 541 |  |   |   |   |   |            |            |           |            |
| 542 | TRANSFER OUT                           |   |   |   |   | 0.00       | 0.00       | 0.00      | 0.00       |
| 543 |  |   |   |   |   |            |            |           |            |
| 544 | TOTAL FOOD SERVICE                     |   |   |   |   | 0.00       | 7,400.00   | 0.00      | (7,400.00) |
| 545 |  |   |   |   |   |            |            |           |            |
| 546 |  |   |   |   |   |            |            |           |            |
| 547 | <i>36-COCURRICULAR/EXTRACURRICULAR</i> |   |   |   |   |            |            |           |            |
| 548 |  |   |   |   |   |            |            |           |            |
| 549 | SALARIES/STIPENDS                      |   |   |   |   | 299,246.00 | 93,086.04  | 20,112.42 | 186,047.54 |
| 550 | FIMM                                   |   |   |   |   | 4,245.00   | 1,222.74   | 0.00      | 3,022.26   |
| 551 | HEALTH INSURANCE                       |   |   |   |   | 14,674.00  | 4,161.67   | 0.00      | 10,512.33  |

|     | A                                 | B | C | D | E | F          | G          | H         | I          |
|-----|-----------------------------------|---|---|---|---|------------|------------|-----------|------------|
| 552 | WORKER'S COMPENSATION             |   |   |   |   | 932.00     | 0.00       | 0.00      | 932.00     |
| 553 | TRS ON-BEHALF                     |   |   |   |   | 0.00       | 0.00       | 0.00      | 0.00       |
| 554 | UNEMPLOYMENT                      |   |   |   |   | 163.00     | 194.25     | 0.00      | (31.25)    |
| 555 | TEACHER RETIREMENT/TRS CARE       |   |   |   |   | 10,273.00  | 3,390.58   | 0.00      | 6,882.42   |
| 556 | TOTAL                             |   |   |   |   | 329,533.00 | 102,055.28 | 20,112.42 | 207,365.30 |
| 557 |                                   |   |   |   |   |            |            |           |            |
| 558 | DRUG TESTING-HS                   |   |   |   |   | 2,775.00   | 1,526.00   | 0.00      | 1,249.00   |
| 559 | DRUG TESTING-MS                   |   |   |   |   | 975.00     | 560.00     | 0.00      | 415.00     |
| 560 | DRUG DOGS-HS                      |   |   |   |   | 750.00     | 225.00     | 525.00    | 0.00       |
| 561 | DRUG DOGS-MS                      |   |   |   |   | 250.00     | 0.00       | 250.00    | 0.00       |
| 562 | CONTRACTED ATHLETIC TRAINER       |   |   |   |   | 9,000.00   | 4,438.00   | 0.00      | 4,562.00   |
| 563 | REPAIR ATHLETICS-HS               |   |   |   |   | 4,500.00   | 0.00       | 0.00      | 4,500.00   |
| 564 | REPAIR-ATHLETICS-MS               |   |   |   |   | 2,500.00   | 0.00       | 0.00      | 2,500.00   |
| 565 | RENTAL-DRAMA-HS                   |   |   |   |   | 0.00       | 0.00       | 0.00      | 0.00       |
| 566 | RENTAL-ATHLETICS                  |   |   |   |   | 300.00     | 345.73     | 0.00      | (45.73)    |
| 567 | RENTAL-STADIUM/GYM                |   |   |   |   | 1,000.00   | 246.20     | 0.00      | 753.80     |
| 568 | GAME OFFICIALS-HS                 |   |   |   |   | 20,000.00  | 7,142.36   | 0.00      | 12,857.64  |
| 569 | GAME OFFICIALS-MS                 |   |   |   |   | 7,000.00   | 2,456.11   | 0.00      | 4,543.89   |
| 570 | GAME WORKERS-HS                   |   |   |   |   | 1,050.00   | 1,050.00   | 0.00      | 0.00       |
| 571 | GAME WORKERS-MS                   |   |   |   |   | 1,000.00   | 550.00     | 0.00      | 450.00     |
| 572 | GAME CONTRACTS                    |   |   |   |   | 0.00       | 0.00       | 0.00      | 0.00       |
| 573 | CONTRACTED SERVICE-HS DRAMA       |   |   |   |   | 250.00     | 0.00       | 0.00      | 250.00     |
| 574 | CONTRACTED SERVICE-MS-DRAMA       |   |   |   |   | 75.00      | 75.00      | 0.00      | 0.00       |
| 575 | CONTRACTED SERVICE-HS-BAND        |   |   |   |   | 8,300.00   | 4,548.00   | 520.00    | 3,232.00   |
| 576 | CONTRACTED SERVICE-MS-BAND        |   |   |   |   | 0.00       | 0.00       | 0.00      | 0.00       |
| 577 | CONTRACTED SERVICE-HS-ATHLETICS   |   |   |   |   | 2,400.00   | 2,359.00   | 0.00      | 41.00      |
| 578 | PRINTING                          |   |   |   |   | 550.00     | 0.00       | 0.00      | 550.00     |
| 579 | TOTAL                             |   |   |   |   | 62,675.00  | 25,521.40  | 1,295.00  | 35,858.60  |
| 580 |                                   |   |   |   |   |            |            |           |            |
| 581 | ATHLETIC NEWSLETTER               |   |   |   |   | 250.00     | 0.00       | 0.00      | 250.00     |
| 582 | UNIFORMS-FOOTBALL/BOYS BASKETBALL |   |   |   |   | 5,500.00   | 0.00       | 4,998.75  | 501.25     |
| 583 | DRAMA COSTUMES                    |   |   |   |   | 1,000.00   | 0.00       | 0.00      | 1,000.00   |
| 584 | BAND UNIFORMS                     |   |   |   |   | 11,300.00  | 0.00       | 0.00      | 11,300.00  |
| 585 | CHOIR UNIFORMS-HS                 |   |   |   |   | 0.00       | 0.00       | 0.00      | 0.00       |
| 586 | UIL SUPPLIES-HS                   |   |   |   |   | 2,000.00   | 1,142.47   | 0.00      | 857.53     |
| 587 | UIL SUPPLIES-MS                   |   |   |   |   | 500.00     | 224.80     | 0.00      | 275.20     |
| 588 | UIL SUPPLIES-PS                   |   |   |   |   | 0.00       | 0.00       | 0.00      | 0.00       |
| 589 | UIL SUPPLIES-ES                   |   |   |   |   | 1,000.00   | 382.80     | 0.00      | 617.20     |
| 590 | CHEERLEADERS-HS                   |   |   |   |   | 1,000.00   | 0.00       | 0.00      | 1,000.00   |
| 591 | CHEERLEADERS-MS                   |   |   |   |   | 500.00     | 0.00       | 0.00      | 500.00     |
| 592 | ALL ATHLETICS-HS                  |   |   |   |   | 4,000.00   | 853.44     | 0.00      | 3,146.56   |
| 593 | ALL ATHLETICS-MS                  |   |   |   |   | 2,000.00   | 146.03     | 419.00    | 1,434.97   |
| 594 | FOOTBALL-HS                       |   |   |   |   | 13,000.00  | 1,566.38   | 718.00    | 10,715.62  |
| 595 | FOOTBALL-MS                       |   |   |   |   | 4,000.00   | 0.00       | 0.00      | 4,000.00   |
| 596 | BASKETBALL-HS                     |   |   |   |   | 4,000.00   | 0.00       | 3,959.05  | 40.95      |
| 597 | BASKETBALL-MS                     |   |   |   |   | 1,500.00   | 0.00       | 1,487.56  | 12.44      |
| 598 | TRACK-HS                          |   |   |   |   | 4,000.00   | 0.00       | 0.00      | 4,000.00   |
| 599 | TRACK-MS                          |   |   |   |   | 1,500.00   | 0.00       | 0.00      | 1,500.00   |
| 600 | BASEBALL-HS                       |   |   |   |   | 4,000.00   | 0.00       | 2,719.50  | 1,280.50   |

|     | A                            | B | C | D | E | F         | G        | H         | I          |
|-----|------------------------------|---|---|---|---|-----------|----------|-----------|------------|
| 601 | VOLLEYBALL-HS                |   |   |   |   | 4,000.00  | 0.00     | 0.00      | 4,000.00   |
| 602 | VOLLEYBALL-MS                |   |   |   |   | 1,500.00  | 0.00     | 0.00      | 1,500.00   |
| 603 | GIRLS BASKETBALL-HS          |   |   |   |   | 4,000.00  | 0.00     | 3,265.05  | 734.95     |
| 604 | GIRLS BASKETBALL-MS          |   |   |   |   | 1,500.00  | 1,476.28 | 76.95     | (53.23)    |
| 605 | GIRLS TRACK-HS               |   |   |   |   | 4,000.00  | 0.00     | 2,680.50  | 1,319.50   |
| 606 | GIRLS TRACK-MS               |   |   |   |   | 1,500.00  | 0.00     | 0.00      | 1,500.00   |
| 607 | TENNIS-HS                    |   |   |   |   | 1,500.00  | 0.00     | 0.00      | 1,500.00   |
| 608 | GOLF-HS                      |   |   |   |   | 1,500.00  | 0.00     | 0.00      | 1,500.00   |
| 609 | WEIGHT TRAINING-HS           |   |   |   |   | 1,500.00  | 0.00     | 0.00      | 1,500.00   |
| 610 | SOFTBALL-HS                  |   |   |   |   | 4,000.00  | 3,926.00 | 0.00      | 74.00      |
| 611 | OFF SEASON-HS                |   |   |   |   | 5,000.00  | 0.00     | 0.00      | 5,000.00   |
| 612 | OFF SEASON-MS                |   |   |   |   | 0.00      | 0.00     | 0.00      | 0.00       |
| 613 | TRAINER SUPPLIES-HS          |   |   |   |   | 5,000.00  | 68.45    | 0.00      | 4,931.55   |
| 614 | CROSS COUNTRY-HS             |   |   |   |   | 1,500.00  | 0.00     | 799.99    | 700.01     |
| 615 | SOCCER-HS                    |   |   |   |   | 0.00      | 0.00     | 1,596.75  | (1,596.75) |
| 616 | TOTAL                        |   |   |   |   | 97,550.00 | 9,786.65 | 22,721.10 | 65,042.25  |
| 617 |                              |   |   |   |   |           |          |           |            |
| 618 | EMPLOYEE TRAVEL-DRAMA-HS     |   |   |   |   | 0.00      | 0.00     | 0.00      | 0.00       |
| 619 | EMPLOYEE TRAVEL-BAND-HS      |   |   |   |   | 237.73    | 237.73   | 0.00      | 0.00       |
| 620 | EMPLOYEE TRAVEL-CHOIR-HS     |   |   |   |   | 0.00      | 0.00     | 0.00      | 0.00       |
| 621 | EMPLOYEE TRAVEL-BAND-MS      |   |   |   |   | 141.20    | 141.20   | 0.00      | 0.00       |
| 622 | EMPLOYEE TRAVEL-MUSIC-ES     |   |   |   |   | 0.00      | 0.00     | 0.00      | 0.00       |
| 623 | EMPLOYEE TRAVEL-ES-UIL       |   |   |   |   | 0.00      | 0.00     | 0.00      | 0.00       |
| 624 | EMPLOYEE TRAVEL-ATHELTICS-HS |   |   |   |   | 13,000.00 | 3,852.05 | 0.00      | 9,147.95   |
| 625 | STUDENT MEALS/FEES-HS        |   |   |   |   | 28,698.24 | 0.00     | 0.00      | 28,698.24  |
| 626 | STUDENT MEALS/FEES-MS        |   |   |   |   | 3,589.80  | 0.00     | 0.00      | 3,589.80   |
| 627 | STUDENT MEALS/FEES-PS        |   |   |   |   | 0.00      | 0.00     | 0.00      | 0.00       |
| 628 | STUDENT MEALS/FEES-ES        |   |   |   |   | 600.00    | 0.00     | 0.00      | 600.00     |
| 629 | STUDENTS/REP DISTRICT-HS     |   |   |   |   | 0.00      | 0.00     | 0.00      | 0.00       |
| 630 | STUDENTS/REP DISTRICT-MS     |   |   |   |   | 60.00     | 60.00    | 0.00      | 0.00       |
| 631 | STUDENT TRAVEL-JOURNALISM-HS |   |   |   |   | 291.25    | 291.25   | 0.00      | 0.00       |
| 632 | STUDENT TRAVEL-DRAMA-HS      |   |   |   |   | 0.00      | 0.00     | 0.00      | 0.00       |
| 633 | STUDENT TRAVEL-DRAMA-MS      |   |   |   |   | 0.00      | 0.00     | 0.00      | 0.00       |
| 634 | STUDENT TRAVEL-BAND-HS       |   |   |   |   | 4,372.00  | 3,632.00 | 740.00    | 0.00       |
| 635 | STUDENT TRAVEL-BAND-MS       |   |   |   |   | 0.00      | 0.00     | 0.00      | 0.00       |
| 636 | STUDENT TRAVEL-CHOIR-HS      |   |   |   |   | 0.00      | 0.00     | 0.00      | 0.00       |
| 637 | STUDENT TRAVEL-BUS CLUB-HS   |   |   |   |   | 0.00      | 0.00     | 0.00      | 0.00       |
| 638 | STUDENT TRAVEL-VO AG         |   |   |   |   | 2,403.10  | 2,403.10 | 0.00      | 0.00       |
| 639 | STUDENT TRAVEL-HOME ECO      |   |   |   |   | 2,534.68  | 2,534.68 | 0.00      | 0.00       |
| 640 | STUDENT TRAVEL-DECA-HS       |   |   |   |   | 0.00      | 0.00     | 0.00      | 0.00       |
| 641 | STUDENT TRAVEL-UIL-HS        |   |   |   |   | 0.00      | 0.00     | 0.00      | 0.00       |
| 642 | STUDENT TRAVEL-UIL-MS        |   |   |   |   | 650.00    | 0.00     | 650.00    | 0.00       |
| 643 | STUDENT TRAVEL-UIL-PS        |   |   |   |   | 25.00     | 0.00     | 0.00      | 25.00      |
| 644 | STUDENT TRAVEL-UIL-ES        |   |   |   |   | 300.00    | 0.00     | 0.00      | 300.00     |
| 645 | STUDENT TRAVEL-ACADEMICS-HS  |   |   |   |   | 0.00      | 0.00     | 0.00      | 0.00       |
| 646 | STUDENT TRAVEL-ROPE TRICK-ES |   |   |   |   | 0.00      | 0.00     | 0.00      | 0.00       |
| 647 | STUDENT TRAVEL-ATHLETICS-HS  |   |   |   |   | 0.00      | 0.00     | 0.00      | 0.00       |
| 648 | STUDENT TRAVEL-ATHLETICS-MS  |   |   |   |   | 0.00      | 0.00     | 0.00      | 0.00       |

|     | A                                  | B | C | D | E | F         | G        | H    | I          |
|-----|------------------------------------|---|---|---|---|-----------|----------|------|------------|
| 649 | STUDENT TRAVEL-HS-FOOTBALL         |   |   |   |   | 2,450.00  | 6,886.05 | 0.00 | (4,436.05) |
| 650 | STUDENT TRAVEL-MS-FOOTBALL         |   |   |   |   | 2,000.00  | 1,665.00 | 0.00 | 335.00     |
| 651 | STUDENT TRAVEL-HS BASKETBALL       |   |   |   |   | 2,000.00  | 109.58   | 0.00 | 1,890.42   |
| 652 | STUDENT TRAVEL-MS BASKETBALL       |   |   |   |   | 1,000.00  | 410.00   | 0.00 | 590.00     |
| 653 | STUDENT TRAVEL-HS TRACK            |   |   |   |   | 2,800.00  | 0.00     | 0.00 | 2,800.00   |
| 654 | STUDENT TRAVEL-MS TRACK            |   |   |   |   | 1,800.00  | 0.00     | 0.00 | 1,800.00   |
| 655 | STUDENT TRAVEL-HS BASEBALL         |   |   |   |   | 1,800.00  | 0.00     | 0.00 | 1,800.00   |
| 656 | STUDENT TRAVEL-HS VOLLEYBALL       |   |   |   |   | 1,800.00  | 1,267.94 | 0.00 | 532.06     |
| 657 | STUDENT TRAVEL-MS VOLLEYBALL       |   |   |   |   | 1,076.00  | 1,076.00 | 0.00 | 0.00       |
| 658 | STUDENT TRAVEL-HS GIRLS BASKETBALL |   |   |   |   | 2,000.00  | 459.65   | 0.00 | 1,540.35   |
| 659 | STUDENT TRAVEL-MS GIRLS BASKETBALL |   |   |   |   | 1,000.00  | 210.00   | 0.00 | 790.00     |
| 660 | STUDENT TRAVEL-HS FIRLS TRACK      |   |   |   |   | 1,500.00  | 0.00     | 0.00 | 1,500.00   |
| 661 | STUDENT TRAVEL-MS GIRLS TRACK      |   |   |   |   | 1,000.00  | 0.00     | 0.00 | 1,000.00   |
| 662 | STUDENT TRAVEL-HS TENNIS           |   |   |   |   | 750.00    | 0.00     | 0.00 | 750.00     |
| 663 | STUDENT TRAVEL-HS GOLF             |   |   |   |   | 750.00    | 0.00     | 0.00 | 750.00     |
| 664 | STUDENT TRAVEL-HS WEIGHT LIFTING   |   |   |   |   | 800.00    | 0.00     | 0.00 | 800.00     |
| 665 | STUDENT TRAVEL-HS SOFTBALL         |   |   |   |   | 1,800.00  | 0.00     | 0.00 | 1,800.00   |
| 666 | STUDENT TRAVEL-HS CROSS COUNTRY    |   |   |   |   | 900.00    | 156.99   | 0.00 | 743.01     |
| 667 | TRAVEL-NON EMPLOYEE-HS-BAND        |   |   |   |   | 0.00      | 0.00     | 0.00 | 0.00       |
| 668 | STUDENT INSURANCE-HS               |   |   |   |   | 25,000.00 | 0.00     | 0.00 | 25,000.00  |
| 669 | STUDENT INSURANCE-MS               |   |   |   |   | 25,000.00 | 0.00     | 0.00 | 25,000.00  |
| 670 | DUES-JOURNALISM-HS                 |   |   |   |   | 75.00     | 75.00    | 0.00 | 0.00       |
| 671 | DUES-BAND-HS                       |   |   |   |   | 100.00    | 100.00   | 0.00 | 0.00       |
| 672 | DUES-CHOIR-HS                      |   |   |   |   | 0.00      | 0.00     | 0.00 | 0.00       |
| 673 | DUES-BAND-MS                       |   |   |   |   | 200.00    | 200.00   | 0.00 | 0.00       |
| 674 | DUES-SCIENCE-HS                    |   |   |   |   | 60.00     | 60.00    | 0.00 | 0.00       |
| 675 | DUES-MUSIC-ES                      |   |   |   |   | 0.00      | 0.00     | 0.00 | 0.00       |
| 676 | DUES-ATHLETICS-HS                  |   |   |   |   | 1,125.00  | 605.00   | 0.00 | 520.00     |
| 677 | STUDENT ACTIVITY-HS                |   |   |   |   | 200.00    | 200.00   | 0.00 | 0.00       |
| 678 | STUDENT ACTIVITY-MS                |   |   |   |   | 0.00      | 0.00     | 0.00 | 0.00       |
| 679 | FEES & DUES-DRAMA-HS               |   |   |   |   | 0.00      | 0.00     | 0.00 | 0.00       |
| 680 | FEES & DUES-DRAMA-MS               |   |   |   |   | 0.00      | 0.00     | 0.00 | 0.00       |
| 681 | FEES & DUES-BAND-HS                |   |   |   |   | 1,892.00  | 1,892.00 | 0.00 | 0.00       |
| 682 | FEES & DUES-CHOIR-HS               |   |   |   |   | 0.00      | 0.00     | 0.00 | 0.00       |
| 683 | FEES & DUES-BAND-MS                |   |   |   |   | 234.00    | 234.00   | 0.00 | 0.00       |
| 684 | FEES & DUES-CHOIR-MS               |   |   |   |   | 0.00      | 0.00     | 0.00 | 0.00       |
| 685 | FEES-MUSIC-ES                      |   |   |   |   | 0.00      | 0.00     | 0.00 | 0.00       |
| 686 | FEES & DUES-BUS DEPT-HS            |   |   |   |   | 400.00    | 400.00   | 0.00 | 0.00       |
| 687 | FEES & DUES-VO AG                  |   |   |   |   | 466.00    | 466.00   | 0.00 | 0.00       |
| 688 | FEES & DUES-HOME ECO               |   |   |   |   | 459.00    | 459.00   | 0.00 | 0.00       |
| 689 | FEES & DUES-DE                     |   |   |   |   | 275.00    | 275.00   | 0.00 | 0.00       |
| 690 | UIL FEES-HS                        |   |   |   |   | 2,335.00  | 2,335.00 | 0.00 | 0.00       |
| 691 | UIL FEES-MS                        |   |   |   |   | 0.00      | 0.00     | 0.00 | 0.00       |
| 692 | UIL FEES-PS                        |   |   |   |   | 200.00    | 0.00     | 0.00 | 200.00     |
| 693 | UIL FEES-ES                        |   |   |   |   | 300.00    | 0.00     | 0.00 | 300.00     |
| 694 | ACADEMIC AWARDS-HS                 |   |   |   |   | 0.00      | 0.00     | 0.00 | 0.00       |
| 695 | ACADEMIC AWARDS-MS                 |   |   |   |   | 0.00      | 0.00     | 0.00 | 0.00       |
| 696 | ACADEMIC AWARDS-ES                 |   |   |   |   | 0.00      | 0.00     | 0.00 | 0.00       |

|     | A                                  | B | C | D | E | F          | G          | H         | I          |
|-----|------------------------------------|---|---|---|---|------------|------------|-----------|------------|
| 697 | JUMP ROPE FEES-ES                  |   |   |   |   | 0.00       | 0.00       | 0.00      | 0.00       |
| 698 | CHEERLEADER FEES-HS                |   |   |   |   | 0.00       | 0.00       | 0.00      | 0.00       |
| 699 | CHEERLEADER FEES-MS                |   |   |   |   | 0.00       | 0.00       | 0.00      | 0.00       |
| 700 | DRUM MAJOR/FLAGS FEES-HS           |   |   |   |   | 0.00       | 0.00       | 0.00      | 0.00       |
| 701 | DEBATE FEES-HS                     |   |   |   |   | 0.00       | 0.00       | 0.00      | 0.00       |
| 702 | DRAMA AWARDS/JACKETS-HS            |   |   |   |   | 0.00       | 0.00       | 0.00      | 0.00       |
| 703 | BAND AWARD/JACKETS-HS              |   |   |   |   | 0.00       | 0.00       | 0.00      | 0.00       |
| 704 | CHOIR AWARDS/JACKETS-HS            |   |   |   |   | 0.00       | 0.00       | 0.00      | 0.00       |
| 705 | BAND AWARDS-MS                     |   |   |   |   | 0.00       | 0.00       | 0.00      | 0.00       |
| 706 | FEES & DUES-ATHLETICS-HS           |   |   |   |   | 17,300.00  | 2,448.65   | 650.00    | 14,201.35  |
| 707 | FEES & DUES-ATHLETICS-MS           |   |   |   |   | 2,000.00   | 705.37     | 0.00      | 1,294.63   |
| 708 | TROPHIES,MEDALS,RIBBONS-HS         |   |   |   |   | 2,750.00   | 0.00       | 0.00      | 2,750.00   |
| 709 | TROPHIES,MEDALS,RIBBONS-MS         |   |   |   |   | 1,200.00   | 0.00       | 0.00      | 1,200.00   |
| 710 | ATHLETICS AWARDS/JACKETS-HS        |   |   |   |   | 2,500.00   | 0.00       | 0.00      | 2,500.00   |
| 711 | TOTAL                              |   |   |   |   | 168,200.00 | 35,848.24  | 2,040.00  | 130,311.76 |
| 712 |                                    |   |   |   |   |            |            |           |            |
| 713 | EQUIPMENT-HS-FOOTBALL              |   |   |   |   | 0.00       | 0.00       | 0.00      | 0.00       |
| 714 | EQUIPMENT-ALL ATHLETICS            |   |   |   |   | 0.00       | 3,340.00   | 0.00      | (3,340.00) |
| 715 | EQUIPMENT-BASKETBALL               |   |   |   |   | 0.00       | 0.00       | 0.00      | 0.00       |
| 716 | EQUIPMENT-TRACK                    |   |   |   |   | 0.00       | 0.00       | 0.00      | 0.00       |
| 717 | TOTAL                              |   |   |   |   | 0.00       | 3,340.00   | 0.00      | (3,340.00) |
| 718 |                                    |   |   |   |   |            |            |           |            |
| 719 | TOTAL COCURRICULAR/EXTRACURRICULAR |   |   |   |   | 657,958.00 | 176,551.57 | 46,168.52 | 435,237.91 |
| 720 |                                    |   |   |   |   |            |            |           |            |
| 721 |                                    |   |   |   |   |            |            |           |            |
| 722 |                                    |   |   |   |   |            |            |           |            |
| 723 | SALARIES                           |   |   |   |   | 324,549.00 | 115,412.73 | 0.00      | 209,136.27 |
| 724 | FIMM                               |   |   |   |   | 4,275.00   | 1,602.54   | 0.00      | 2,672.46   |
| 725 | HEALTH INSURANCE                   |   |   |   |   | 7,845.00   | 2,612.48   | 0.00      | 5,232.52   |
| 726 | WORKER'S COMPENSATION              |   |   |   |   | 1,300.00   | 0.00       | 0.00      | 1,300.00   |
| 727 | TRS ON-BEHALF                      |   |   |   |   | 0.00       | 0.00       | 0.00      | 0.00       |
| 728 | UNEMPLOYMENT                       |   |   |   |   | 228.00     | 217.97     | 0.00      | 10.03      |
| 729 | TEACHER RETIREMENT/TRS CARE        |   |   |   |   | 28,582.00  | 9,528.82   | 0.00      | 19,053.18  |
| 730 | PERSONAL DAYS                      |   |   |   |   | 3,200.00   | 0.00       | 0.00      | 3,200.00   |
| 731 | TOTAL                              |   |   |   |   | 369,979.00 | 129,374.54 | 0.00      | 240,604.46 |
| 732 |                                    |   |   |   |   |            |            |           |            |
| 733 | ATTORNEY FEES-SPEC ED              |   |   |   |   | 0.00       | 5,955.18   | 0.00      | (5,955.18) |
| 734 | ATTORNEY FEES                      |   |   |   |   | 4,500.00   | 387.50     | 0.00      | 4,112.50   |
| 735 | AUDIT EXP                          |   |   |   |   | 19,000.00  | 19,350.00  | 0.00      | (350.00)   |
| 736 | CONT-SERVICE-FINGERPRINTING        |   |   |   |   | 0.00       | 0.00       | 0.00      | 0.00       |
| 737 | REGION VII ESC                     |   |   |   |   | 4,200.00   | 4,167.00   | 0.00      | 33.00      |
| 738 | COPIER REPAIR/MAINT                |   |   |   |   | 1,250.00   | 500.00     | 0.00      | 750.00     |
| 739 | LEASE-EQUIP                        |   |   |   |   | 2,868.00   | 1,434.00   | 0.00      | 1,434.00   |
| 740 | PRINTING-SUPERINTENDENT            |   |   |   |   | 0.00       | 0.00       | 0.00      | 0.00       |
| 741 | POLICY REVIEW-SCHOOL BOARD         |   |   |   |   | 800.00     | 0.00       | 0.00      | 800.00     |
| 742 | PRINTING-TAX OFFICE                |   |   |   |   | 1,600.00   | 1,600.00   | 0.00      | 0.00       |
| 743 | PRINTING-ADM                       |   |   |   |   | 2,000.00   | 1,300.25   | 0.00      | 699.75     |
| 744 | CONT SERVICE-FACILITY REVIEW       |   |   |   |   | 6,750.00   | 0.00       | 0.00      | 6,750.00   |
| 745 | CONT SERVICE-TASB PAY PLAN         |   |   |   |   | 2,000.00   | 0.00       | 0.00      | 2,000.00   |

41-GENERAL ADMINISTRATION

|     | A                                 | B | C | D | E | F          | G          | H      | I          |
|-----|-----------------------------------|---|---|---|---|------------|------------|--------|------------|
| 746 | TOTAL                             |   |   |   |   | 44,968.00  | 34,693.93  | 0.00   | 10,274.07  |
| 747 |                                   |   |   |   |   |            |            |        |            |
| 748 | MAGAZINES                         |   |   |   |   | 100.00     | 0.00       | 0.00   | 100.00     |
| 749 | SUPPLIES-SUPERINTENDENT           |   |   |   |   | 1,000.00   | 122.60     | 0.00   | 877.40     |
| 750 | SUPPLIES-SCHOOL BOARD             |   |   |   |   | 1,500.00   | 900.39     | 0.00   | 599.61     |
| 751 | SUPPLIES-TAX OFFICE               |   |   |   |   | 2,500.00   | 2,249.68   | 0.00   | 250.32     |
| 752 | SUPPLIES-ADMINISTRATION           |   |   |   |   | 3,250.00   | 928.68     | 0.00   | 2,321.32   |
| 753 | SERVICE PINS                      |   |   |   |   | 1,150.00   | 0.00       | 0.00   | 1,150.00   |
| 754 | POSTAGE-TAX                       |   |   |   |   | 1,500.00   | 1,000.00   | 0.00   | 500.00     |
| 755 | POSTAGE-ADM                       |   |   |   |   | 1,500.00   | 17.25      | 0.00   | 1,482.75   |
| 756 | SUPPLIES-TECHNOLOGY**             |   |   |   |   | 0.00       | 0.00       | 0.00   | 0.00       |
| 757 | TOTAL                             |   |   |   |   | 12,500.00  | 5,218.60   | 0.00   | 7,281.40   |
| 758 |                                   |   |   |   |   |            |            |        |            |
| 759 | TRAVEL-SUPERINTENDENT             |   |   |   |   | 2,500.00   | 637.08     | 0.00   | 1,862.92   |
| 760 | TRAVEL-TAX                        |   |   |   |   | 1000.00    | 0.00       | 0.00   | 1,000.00   |
| 761 | TRAVEL-BUS OFF                    |   |   |   |   | 2,150.00   | 1,051.08   | 290.00 | 808.92     |
| 762 | TRAVEL-SCHOOL BOARD               |   |   |   |   | 7,500.00   | 3,546.96   | 0.00   | 3,953.04   |
| 763 | INSUR-SCHOOL BOARD                |   |   |   |   | 4,630.00   | 4,381.00   | 0.00   | 249.00     |
| 764 | BONDING-TAX                       |   |   |   |   | 250.00     | 250.00     | 0.00   | 0.00       |
| 765 | BONDING-ADM                       |   |   |   |   | 100.00     | 71.00      | 0.00   | 29.00      |
| 766 | ELECTIONS                         |   |   |   |   | 2,225.00   | 0.00       | 0.00   | 2,225.00   |
| 767 | DUES-SUPERINTENDENT               |   |   |   |   | 500.00     | 0.00       | 0.00   | 500.00     |
| 768 | DUES-SCHOOL BOARD                 |   |   |   |   | 5,000.00   | 3,147.30   | 0.00   | 1,852.70   |
| 769 | DUES-TAX COLLECTOR                |   |   |   |   | 250.00     | 145.00     | 0.00   | 105.00     |
| 770 | DUES-SCHOOL WIDE                  |   |   |   |   | 5,000.00   | 0.00       | 0.00   | 5,000.00   |
| 771 | DUES-ADMIN OFFICE                 |   |   |   |   | 4,625.00   | 0.00       | 0.00   | 4,625.00   |
| 772 | MISC OPERATING-SUPERINTENDENT     |   |   |   |   | 750.00     | 0.00       | 0.00   | 750.00     |
| 773 | MISC OPERATING-SCHOOL BOARD       |   |   |   |   | 2,500.00   | 973.00     | 0.00   | 1,527.00   |
| 774 | MISC OPERATING-TAX OFFICE         |   |   |   |   | 500.00     | 0.00       | 0.00   | 500.00     |
| 775 | MISC OPERATING-SCHOOL WIDE        |   |   |   |   | 4,000.00   | 0.00       | 0.00   | 4,000.00   |
| 776 | MISC OPERATING-ADMIN              |   |   |   |   | 2,500.00   | 232.03     | 0.00   | 2,267.97   |
| 777 | OTHER OPERATING COSTS-TAX REFUNDS |   |   |   |   | 0.00       | 0.00       | 0.00   | 0.00       |
| 778 | ADVER-TAX                         |   |   |   |   | 500.00     | 0.00       | 0.00   | 500.00     |
| 779 | ADVER-ADM                         |   |   |   |   | 2,000.00   | 57.00      | 0.00   | 1,943.00   |
| 780 | TECS FEES                         |   |   |   |   | 0.00       | 0.00       | 0.00   | 0.00       |
| 781 | TOTAL                             |   |   |   |   | 48,480.00  | 14,491.45  | 290.00 | 33,698.55  |
| 782 |                                   |   |   |   |   |            |            |        |            |
| 783 | FURN/EQUIP-SUPERINTENDENT         |   |   |   |   | 0.00       | 0.00       | 0.00   | 0.00       |
| 784 | FURN/EQUIP-SCHOOL BOARD           |   |   |   |   | 0.00       | 0.00       | 0.00   | 0.00       |
| 785 | FURN/EQUIP-TECHNOLOGY**           |   |   |   |   | 0.00       | 0.00       | 0.00   | 0.00       |
| 786 | TOTAL                             |   |   |   |   | 0.00       | 0.00       | 0.00   | 0.00       |
| 787 |                                   |   |   |   |   |            |            |        |            |
| 788 | TOTAL GENERAL ADMINISTRATION      |   |   |   |   | 475,927.00 | 183,778.52 | 290.00 | 291,858.48 |
| 789 |                                   |   |   |   |   |            |            |        |            |
| 790 | <i>51-PLANT MAINTENANCE</i>       |   |   |   |   |            |            |        |            |
| 791 |                                   |   |   |   |   |            |            |        |            |
| 792 | SUBSTITUTES                       |   |   |   |   | 10,000.00  | 1,062.36   | 0.00   | 8,937.64   |
| 793 | SALARIES                          |   |   |   |   | 434,879.00 | 151,511.67 | 0.00   | 283,367.33 |
| 794 | FIMM                              |   |   |   |   | 6,114.00   | 1,918.55   | 0.00   | 4,195.45   |



|     | A                                    | B | C | D | E | F          | G          | H         | I          |
|-----|--------------------------------------|---|---|---|---|------------|------------|-----------|------------|
| 795 | HEALTH INSURANCE                     |   |   |   |   | 54,320.00  | 22,146.80  | 0.00      | 32,173.20  |
| 796 | WORKER'S COMPENSATION                |   |   |   |   | 2,148.00   | 0.00       | 0.00      | 2,148.00   |
| 797 | TRS ON-BEHALF                        |   |   |   |   | 0.00       | 0.00       | 0.00      | 0.00       |
| 798 | UNEMPLOYMENT                         |   |   |   |   | 375.00     | 305.16     | 0.00      | 69.84      |
| 799 | TEACHER RETIREMENT/TRS CARE          |   |   |   |   | 8,531.00   | 2,954.81   | 0.00      | 5,576.19   |
| 800 | PERSONAL DAYS                        |   |   |   |   | 2,400.00   | 0.00       | 0.00      | 2,400.00   |
| 801 | TOTAL                                |   |   |   |   | 518,767.00 | 179,899.35 | 0.00      | 338,867.65 |
| 802 |                                      |   |   |   |   |            |            |           |            |
| 803 | BUILDING APPRAISAL                   |   |   |   |   | 0.00       | 0.00       | 0.00      | 0.00       |
| 804 | PRINTING                             |   |   |   |   | 0.00       | 0.00       | 0.00      | 0.00       |
| 805 | CONTRACTED SERVICES-PHYSICALS/DRUG   |   |   |   |   | 1,000.00   | 47.45      | 0.00      | 952.55     |
| 806 | CONTRACTED SERVICES-ELECTRICAL       |   |   |   |   | 0.00       | 0.00       | 0.00      | 0.00       |
| 807 | CONTRACTED SERVICES-EXTERMINATING    |   |   |   |   | 7,500.00   | 2,135.00   | 0.00      | 5,365.00   |
| 808 | CONTRACTED SERVICES-GARBAGE          |   |   |   |   | 12,000.00  | 2,331.00   | 0.00      | 9,669.00   |
| 809 | CONTRACTED SERVICES-HEAT/AIR         |   |   |   |   | 125,000.00 | 20,036.35  | 25,000.00 | 79,963.65  |
| 810 | CONTRACTED SERVICES-GENERAL          |   |   |   |   | 24,625.00  | 7,018.99   | 1,717.22  | 15,888.79  |
| 811 | CONTRACTED SERVICES-FOOTBALL/BASEBAL |   |   |   |   | 15,000.00  | 2,990.00   | 0.00      | 12,010.00  |
| 812 | CONTRACTED SERVICES-GYM FLOORS       |   |   |   |   | 9,100.00   | 0.00       | 3,828.00  | 5,272.00   |
| 813 | CONTRACTED SERVICES-SOUND SYS        |   |   |   |   | 10,000.00  | 4,626.81   | 200.00    | 5,173.19   |
| 814 | CONTRACTED SERVICES-ROAD REPAIR      |   |   |   |   | 2,500.00   | 0.00       | 0.00      | 2,500.00   |
| 815 | CONTRACTED SERVICES-FIRE EXT         |   |   |   |   | 7,500.00   | 0.00       | 0.00      | 7,500.00   |
| 816 | CONTRACTED SERVICES-PLUMBING         |   |   |   |   | 10,000.00  | 1,112.50   | 0.00      | 8,887.50   |
| 817 | CONTRACTED SERVICES-DST WIDE         |   |   |   |   | 37,500.00  | 0.00       | 10,750.00 | 26,750.00  |
| 818 | CONTRACTED SERVICES-ROOFING          |   |   |   |   | 2,500.00   | 0.00       | 0.00      | 2,500.00   |
| 819 | CONTRACTED SERVICES-TECHNOLOGY**     |   |   |   |   | 0.00       | 0.00       | 0.00      | 0.00       |
| 820 | PHONE-HS                             |   |   |   |   | 3,200.00   | 217.26     | 0.00      | 2,982.74   |
| 821 | PHONE-MS                             |   |   |   |   | 1,700.00   | 0.00       | 0.00      | 1,700.00   |
| 822 | PHONE-PS                             |   |   |   |   | 1,200.00   | 0.00       | 0.00      | 1,200.00   |
| 823 | PHONE-ES                             |   |   |   |   | 1,200.00   | 0.00       | 0.00      | 1,200.00   |
| 824 | PHONE-ADM                            |   |   |   |   | 1,500.00   | 0.00       | 0.00      | 1,500.00   |
| 825 | PHONE-CAFETERIA                      |   |   |   |   | 500.00     | 0.00       | 0.00      | 500.00     |
| 826 | PHONE-BUS/MAINTENANCE                |   |   |   |   | 3,000.00   | 530.76     | 0.00      | 2,469.24   |
| 827 | PHONE-HS MEREDITH STADIUM            |   |   |   |   | 2,000.00   | 787.93     | 0.00      | 1,212.07   |
| 828 | WATER                                |   |   |   |   | 35,000.00  | 10,396.73  | 0.00      | 24,603.27  |
| 829 | ELECTRICITY                          |   |   |   |   | 258,750.00 | 31,212.52  | 0.00      | 227,537.48 |
| 830 | GAS                                  |   |   |   |   | 34,000.00  | 4,052.38   | 0.00      | 29,947.62  |
| 831 | CABLE INTERNET                       |   |   |   |   | 5,000.00   | 0.00       | 0.00      | 5,000.00   |
| 832 | LEASE/RENTAL                         |   |   |   |   | 375.00     | 375.00     | 0.00      | 0.00       |
| 833 | TOTAL                                |   |   |   |   | 611,650.00 | 87,870.68  | 41,495.22 | 482,284.10 |
| 834 |                                      |   |   |   |   |            |            |           |            |
| 835 | VEHICLE SUPPLIES                     |   |   |   |   | 0.00       | 0.00       | 0.00      | 0.00       |
| 836 | CUSTODIAL SUPPLIES                   |   |   |   |   | 60,000.00  | 17,549.07  | 6,530.95  | 35,919.98  |
| 837 | MAINT/GROUNDS SUPPLIES               |   |   |   |   | 60,000.00  | 10,747.38  | 7,270.95  | 41,981.67  |
| 838 | SUPPLIES-TECHNOLOGY**                |   |   |   |   | 0.00       | 0.00       | 0.00      | 0.00       |
| 839 | TOTAL                                |   |   |   |   | 120,000.00 | 28,296.45  | 13,801.90 | 77,901.65  |
| 840 |                                      |   |   |   |   |            |            |           |            |
| 841 | TRAVEL-MAIT                          |   |   |   |   | 0.00       | 0.00       | 0.00      | 0.00       |
| 842 | PROPERTY INSUR                       |   |   |   |   | 61,485.00  | 59,379.28  | 0.00      | 2,105.72   |

|     | A  | B | C | D | E | F            | G          | H         | I          |
|-----|--|---|---|---|---|--------------|------------|-----------|------------|
| 843 | FEES-MAINT DEPT                              |   |   |   |   | 500.00       | 0.00       | 0.00      | 500.00     |
| 844 | TOTAL  |   |   |   |   | 61,985.00    | 59,379.28  | 0.00      | 2,605.72   |
| 845 |  |   |   |   |   |              |            |           |            |
| 846 | CAPITAL OUTLAY                               |   |   |   |   | 6,000.00     | 285.00     | 0.00      | 5,715.00   |
| 847 |  |   |   |   |   |              |            |           |            |
| 848 | <u>TOTAL PLANT MAINTENANCE</u>               |   |   |   |   | 1,318,402.00 | 355,730.76 | 55,297.12 | 907,374.12 |
| 849 |  |   |   |   |   |              |            |           |            |
| 850 |  |   |   |   |   |              |            |           |            |
| 851 |  |   |   |   |   |              |            |           |            |
|     | <i>52-SECURITY &amp; MONITORING SERVICES</i> |   |   |   |   |              |            |           |            |
| 852 | CONT SERV-SECURITY-HS                        |   |   |   |   | 3,500.00     | 2,400.00   | 0.00      | 1,100.00   |
| 853 | CONT SERV-SECURITY-MS                        |   |   |   |   | 0.00         | 0.00       | 0.00      | 0.00       |
| 854 | CONT SERV-HS                                 |   |   |   |   | 675.00       | 355.50     | 0.00      | 319.50     |
| 855 | CONT SERV-MS                                 |   |   |   |   | 675.00       | 245.50     | 0.00      | 429.50     |
| 856 | CONT SERV-PS                                 |   |   |   |   | 675.00       | 25.50      | 0.00      | 649.50     |
| 857 | CONT SERV-ES                                 |   |   |   |   | 675.00       | 80.50      | 0.00      | 594.50     |
| 858 | MISC CONT SERV-HS                            |   |   |   |   | 0.00         | 0.00       | 0.00      | 0.00       |
| 859 | MISC CONT SERV-MS                            |   |   |   |   | 0.00         | 0.00       | 0.00      | 0.00       |
| 860 | MISC CONT SERV-PS                            |   |   |   |   | 0.00         | 0.00       | 0.00      | 0.00       |
| 861 | MISC CONT SERV-ES                            |   |   |   |   | 0.00         | 0.00       | 0.00      | 0.00       |
| 862 | MISC CONT SERV-ADM                           |   |   |   |   | 0.00         | 0.00       | 0.00      | 0.00       |
| 863 | TOTAL  |   |   |   |   | 6,200.00     | 3,107.00   | 0.00      | 3,093.00   |
| 864 |  |   |   |   |   |              |            |           |            |
| 865 | SUPPLIES-HS                                  |   |   |   |   | 1,000.00     | 0.00       | 0.00      | 1,000.00   |
| 866 | SUPPLIES-MS                                  |   |   |   |   | 1,000.00     | 0.00       | 0.00      | 1,000.00   |
| 867 | SUPPLIES-PS                                  |   |   |   |   | 1,000.00     | 0.00       | 0.00      | 1,000.00   |
| 868 | SUPPLIES-ES                                  |   |   |   |   | 1,000.00     | 0.00       | 0.00      | 1,000.00   |
| 869 | SUPPLIES-ADM                                 |   |   |   |   | 0.00         | 0.00       | 0.00      | 0.00       |
| 870 | TOTAL  |   |   |   |   | 4,000.00     | 0.00       | 0.00      | 4,000.00   |
| 871 |  |   |   |   |   |              |            |           |            |
| 872 | EQUIP-HS                                     |   |   |   |   | 3,750.00     | 3,215.70   | 0.00      | 534.30     |
| 873 | EQUIP-MS                                     |   |   |   |   | 3,750.00     | 2,766.60   | 0.00      | 983.40     |
| 874 | EQUIP-PS                                     |   |   |   |   | 3,750.00     | 495.00     | 0.00      | 3,255.00   |
| 875 | EQUIP-ES                                     |   |   |   |   | 3,750.00     | 719.55     | 0.00      | 3,030.45   |
| 876 | EQUIP-ADM                                    |   |   |   |   | 0.00         | 0.00       | 0.00      | 0.00       |
| 877 | TOTAL  |   |   |   |   | 15,000.00    | 7,196.85   | 0.00      | 7,803.15   |
| 878 |  |   |   |   |   |              |            |           |            |
| 879 | <u>TOTAL SECURITY &amp; MONITORING</u>       |   |   |   |   | 25,200.00    | 10,303.85  | 0.00      | 14,896.15  |
| 880 |  |   |   |   |   |              |            |           |            |
| 881 |  |   |   |   |   |              |            |           |            |
| 882 |  |   |   |   |   |              |            |           |            |
|     | <i>53-DATA PROCESSING</i>                    |   |   |   |   |              |            |           |            |
| 883 | SALARY/STIPEND                               |   |   |   |   | 0.00         | 0.00       | 0.00      | 0.00       |
| 884 | FIMM   |   |   |   |   | 0.00         | 0.00       | 0.00      | 0.00       |
| 885 | HEALTH INSURANCE                             |   |   |   |   | 0.00         | 0.00       | 0.00      | 0.00       |
| 886 | WORKER'S COMPENSATION                        |   |   |   |   | 0.00         | 0.00       | 0.00      | 0.00       |
| 887 | TRS ON-BEHALF                                |   |   |   |   | 0.00         | 0.00       | 0.00      | 0.00       |
| 888 | UNEMPLOYMENT                                 |   |   |   |   | 0.00         | 0.00       | 0.00      | 0.00       |
| 889 | TEACHER RETIREMENT/TRS CARE                  |   |   |   |   | 0.00         | 0.00       | 0.00      | 0.00       |
| 890 | PERSONAL DAYS                                |   |   |   |   | 0.00         | 0.00       | 0.00      | 0.00       |
| 891 | TOTAL  |   |   |   |   | 0.00         | 0.00       | 0.00      | 0.00       |

|     | A                             | B | C | D | E | F          | G         | H         | I         |
|-----|-------------------------------|---|---|---|---|------------|-----------|-----------|-----------|
| 892 |                               |   |   |   |   |            |           |           |           |
| 893 | CONTRACTED SERVICES-DISTRICT  |   |   |   |   | 20,000.00  | 0.00      | 0.00      | 20,000.00 |
| 894 | CONT SERVICE-FINGERPRINTING   |   |   |   |   | 0.00       | 0.00      | 0.00      | 0.00      |
| 895 | HARDWARE & SOFTWARE MAINT-HS  |   |   |   |   | 7,250.00   | 5,089.55  | 0.00      | 2,160.45  |
| 896 | HARDWARE & SOFTWARE MAINT-MS  |   |   |   |   | 7,250.00   | 5,089.55  | 0.00      | 2,160.45  |
| 897 | HARDWARE & SOFTWARE MAINT-PS  |   |   |   |   | 7,250.00   | 5,089.55  | 0.00      | 2,160.45  |
| 898 | HARDWARE & SOFTWARE MAINT-ES  |   |   |   |   | 7,250.00   | 5,089.54  | 0.00      | 2,160.46  |
| 899 | HARDWARE & SODTWARE MAINT-TAX |   |   |   |   | 6,000.00   | 0.00      | 0.00      | 6,000.00  |
| 900 | HARDWARE & SOFTWARE MAINT-ADM |   |   |   |   | 14,000.00  | 13,279.00 | 0.00      | 721.00    |
| 901 | MISC CONT SERVICES-HS         |   |   |   |   | 18,400.00  | 3,107.75  | 4,434.50  | 10,857.75 |
| 902 | MISC CONT SERVICES-MS         |   |   |   |   | 18,400.00  | 3,107.75  | 4,434.50  | 10,857.75 |
| 903 | MISC CONT SERVICES-PS         |   |   |   |   | 18,400.00  | 3,107.75  | 4,434.50  | 10,857.75 |
| 904 | MISC CONT SERVICES-ES         |   |   |   |   | 18,400.00  | 3,107.75  | 4,434.50  | 10,857.75 |
| 905 | TOTAL                         |   |   |   |   | 142,600.00 | 46,068.19 | 17,738.00 | 78,793.81 |
| 906 |                               |   |   |   |   |            |           |           |           |
| 907 | COMPUTER SUPPLIES-HS          |   |   |   |   | 500.00     | 382.49    | 0.00      | 117.51    |
| 908 | COMPUTER SUPPLIES-MS          |   |   |   |   | 500.00     | 382.49    | 0.00      | 117.51    |
| 909 | COMPUTER SUPPLIES-PS          |   |   |   |   | 500.00     | 382.49    | 0.00      | 117.51    |
| 910 | COMPUTER SUPPLIES-ES          |   |   |   |   | 500.00     | 382.49    | 0.00      | 117.51    |
| 911 | COMPUTER SUPPLIES-ADM         |   |   |   |   | 500.00     | 0.00      | 0.00      | 500.00    |
| 912 | TOTAL                         |   |   |   |   | 2,500.00   | 1,529.96  | 0.00      | 970.04    |
| 913 |                               |   |   |   |   |            |           |           |           |
| 914 | TRAVEL                        |   |   |   |   | 1,000.00   | 0.00      | 0.00      | 1,000.00  |
| 915 | FEES/DUES                     |   |   |   |   | 0.00       | 0.00      | 0.00      | 0.00      |
| 916 | TOTAL                         |   |   |   |   | 1,000.00   | 0.00      | 0.00      | 1,000.00  |
| 917 |                               |   |   |   |   |            |           |           |           |
| 918 | COMPUTERS-HS                  |   |   |   |   | 2,500.00   | 0.00      | 0.00      | 2,500.00  |
| 919 | COMPUTERS-MS                  |   |   |   |   | 2,500.00   | 0.00      | 0.00      | 2,500.00  |
| 920 | COMPUTERS-PS                  |   |   |   |   | 2,500.00   | 0.00      | 0.00      | 2,500.00  |
| 921 | COMPUTERS-ES                  |   |   |   |   | 2,500.00   | 0.00      | 0.00      | 2,500.00  |
| 922 | COMPUTERS-ADM                 |   |   |   |   | 0.00       | 0.00      | 0.00      | 0.00      |
| 923 | TOTAL                         |   |   |   |   | 10,000.00  | 0.00      | 0.00      | 10,000.00 |
| 924 |                               |   |   |   |   |            |           |           |           |
| 925 | TOTAL DATA PROCESSING         |   |   |   |   | 156,100.00 | 47,598.15 | 17,738.00 | 90,763.85 |
| 926 |                               |   |   |   |   |            |           |           |           |
| 927 |                               |   |   |   |   |            |           |           |           |
| 928 |                               |   |   |   |   |            |           |           |           |
| 929 | CONTRACTED SERVICE-HS         |   |   |   |   | 2,482.00   | 0.00      | 159.37    | 2,322.63  |
| 930 | CONTRACTED SERVICE-MS         |   |   |   |   | 2,482.00   | 0.00      | 159.38    | 2,322.62  |
| 931 | CONTRACTED SERVICE-PS         |   |   |   |   | 2,482.00   | 0.00      | 159.38    | 2,322.62  |
| 932 | CONTRACTED SERVICE-ES         |   |   |   |   | 2,482.00   | 0.00      | 159.37    | 2,322.63  |
| 933 | TOTAL                         |   |   |   |   | 9,928.00   | 0.00      | 637.50    | 9,290.50  |
| 934 |                               |   |   |   |   |            |           |           |           |
| 935 | TOTAL COMMUNITY SERVICE       |   |   |   |   | 9,928.00   | 0.00      | 637.50    | 9,290.50  |
| 936 |                               |   |   |   |   |            |           |           |           |
| 937 |                               |   |   |   |   |            |           |           |           |
| 938 |                               |   |   |   |   |            |           |           |           |
| 939 | FITNESS EQUIP-PRINCIPAL       |   |   |   |   | 0.00       | 0.00      | 0.00      | 0.00      |
| 940 | FITNESS EQUIP-INTEREST        |   |   |   |   | 0.00       | 0.00      | 0.00      | 0.00      |

61-COMMUNITY SERVICE

71-DEBT SERVICE

|     | A   | B | C | D | E | F             | G            | H          | I            |
|-----|---|---|---|---|---|---------------|--------------|------------|--------------|
| 941 | TOTAL   |   |   |   |   | 0.00          | 0.00         | 0.00       | 0.00         |
| 942 |   |   |   |   |   |               |              |            |              |
| 943 | TOTAL DEBT SERVICE                            |   |   |   |   | 0.00          | 0.00         | 0.00       | 0.00         |
| 944 |   |   |   |   |   |               |              |            |              |
| 945 | 81-FACILITIES ACQUISITION & CONSTRUCTION      |   |   |   |   |               |              |            |              |
| 946 |   |   |   |   |   |               |              |            |              |
| 947 | FACILITY PLANNING                             |   |   |   |   | 0.00          | 0.00         | 0.00       | 0.00         |
| 948 | CONT SERVICES-TECHNOLOGY-MS**                 |   |   |   |   | 0.00          | 0.00         | 0.00       | 0.00         |
| 949 | CONT SERVICES-TECHNOLOGY-PS**                 |   |   |   |   | 0.00          | 0.00         | 0.00       | 0.00         |
| 950 | CONT SERVICES-TECHNOLOGY-ES**                 |   |   |   |   | 0.00          | 0.00         | 0.00       | 0.00         |
| 951 | CONT SERVICES-TECHNOLOGY-ADM**                |   |   |   |   | 0.00          | 0.00         | 0.00       | 0.00         |
| 952 | CONT SERVICES-STADIUM                         |   |   |   |   | 0.00          | 0.00         | 0.00       | 0.00         |
| 953 | TOTAL   |   |   |   |   | 0.00          | 0.00         | 0.00       | 0.00         |
| 954 |   |   |   |   |   |               |              |            |              |
| 955 | SUPPLIES-STADIUM/TRACK                        |   |   |   |   | 0.00          | 0.00         | 0.00       | 0.00         |
| 956 | TOTAL   |   |   |   |   | 0.00          | 0.00         | 0.00       | 0.00         |
| 957 |   |   |   |   |   |               |              |            |              |
| 958 | LAND PURCHASE                                 |   |   |   |   | 0.00          | 0.00         | 0.00       | 0.00         |
| 959 | FEES-LAND PURCHASE                            |   |   |   |   | 0.00          | 0.00         | 0.00       | 0.00         |
| 960 | BUILDING CONSTRUCTION-HS/ES ROOF              |   |   |   |   | 0.00          | 159,254.57   | 0.00       | (159,254.57) |
| 961 | BUILDING CONSTRUCTION-HS/ES RENNOV            |   |   |   |   | 0.00          | 45,921.05    | 0.00       | (45,921.05)  |
| 962 | PARKING/ROADS-ALL SCHOOLS                     |   |   |   |   | 0.00          | 0.00         | 0.00       | 0.00         |
| 963 | BUILDING CONSTRUCTION-HS/ES RENNOV            |   |   |   |   | 0.00          | 0.00         | 0.00       | 0.00         |
| 964 | BUILDING CONSTRUCTION-STADIUM TRACK           |   |   |   |   | 0.00          | 0.00         | 0.00       | 0.00         |
| 965 | BUILDING CONSTRUCTION-FIELDHOUSE              |   |   |   |   | 0.00          | 0.00         | 0.00       | 0.00         |
| 966 | FURN/EQUIP-TECHNOLOGY-DST**                   |   |   |   |   | 0.00          | 0.00         | 0.00       | 0.00         |
| 967 | TOTAL   |   |   |   |   | 0.00          | 205,175.62   | 0.00       | (205,175.62) |
| 968 |   |   |   |   |   |               |              |            |              |
| 969 | TOTAL FACILITIES & CONSTRUCTION               |   |   |   |   | 0.00          | 205,175.62   | 0.00       | (205,175.62) |
| 970 |   |   |   |   |   |               |              |            |              |
| 971 | 93-PAYMENTS TO MEMBER DISTRICTS/FISCAL AGENTS |   |   |   |   |               |              |            |              |
| 972 |   |   |   |   |   |               |              |            |              |
| 973 | SSA-SUPERNET II                               |   |   |   |   | 9,471.00      | 0.00         | 6,311.42   | 3,159.58     |
| 974 | SSA-SPECIAL EDUCATION                         |   |   |   |   | 381,688.00    | 169,639.24   | 0.00       | 212,048.76   |
| 975 | SSA-RUS-DLT GRANT                             |   |   |   |   | 0.00          | 0.00         | 0.00       | 0.00         |
| 976 |   |   |   |   |   |               |              |            |              |
| 977 | TOTAL PAYMENTS TO MEMBER DISTRICTS            |   |   |   |   | 391,159.00    | 169,639.24   | 6,311.42   | 215,208.34   |
| 978 |   |   |   |   |   |               |              |            |              |
| 979 | 99-OTHER INTERGOVERNMENTAL CHARGES            |   |   |   |   |               |              |            |              |
| 980 |   |   |   |   |   |               |              |            |              |
| 981 | APPRAISAL DISTRICT                            |   |   |   |   | 122,905.00    | 29,026.50    | 0.00       | 93,878.50    |
| 982 |   |   |   |   |   |               |              |            |              |
| 983 | TOTAL OTHER INTERGOVERNMENTAL                 |   |   |   |   | 122,905.00    | 29,026.50    | 0.00       | 93,878.50    |
| 984 |   |   |   |   |   |               |              |            |              |
| 985 | TRANSFER OUT-WOOD COUNTY SSA                  |   |   |   |   | 0.00          | 0.00         | 0.00       | 0.00         |
| 986 |   |   |   |   |   |               |              |            |              |
| 987 |   |   |   |   |   |               |              |            |              |
| 988 | TOTAL OPERATING BUDGET                        |   |   |   |   | 12,952,146.00 | 3,684,341.86 | 919,785.87 | 8,348,018.27 |
| 989 |   |   |   |   |   |               |              |            |              |

|      | A  | B                 | C | D | E | F             | G                         | H          | I            |
|------|--|-------------------|---|---|---|---------------|---------------------------|------------|--------------|
| 990  |  |                   |   |   |   |               |                           |            |              |
| 991  | <b>DEBT SERVICE FUND</b>                   |                   |   |   |   |               |                           |            |              |
| 992  | 599  |                   |   |   |   |               |                           |            |              |
| 993  |  |                   |   |   |   |               |                           |            |              |
| 994  | BONDS                                      |                   |   |   |   | 0.00          | 0.00                      | 0.00       | 0.00         |
| 995  | INTEREST                                   |                   |   |   |   | 0.00          | 0.00                      | 0.00       | 0.00         |
| 996  | FEES                                       |                   |   |   |   | 0.00          | 0.00                      | 0.00       | 0.00         |
| 997  |  |                   |   |   |   | 0.00          | 0.00                      | 0.00       | 0.00         |
| 998  | TOTAL                                      |                   |   |   |   |               |                           |            |              |
| 999  | <b>TOTAL DEBT SERVICE</b>                  |                   |   |   |   |               |                           |            |              |
| 1000 |  |                   |   |   |   | 0.00          | 0.00                      | 0.00       | 0.00         |
| 1001 |  |                   |   |   |   |               |                           |            |              |
| 1002 | <b>TOTAL OPERATING FUND</b>                |                   |   |   |   |               |                           |            |              |
| 1003 | <b>AND DEBT SERVICE</b>                    |                   |   |   |   |               |                           |            |              |
| 1004 |  |                   |   |   |   | 12,952,146.00 | 3,684,341.86              | 919,785.87 | 8,348,018.27 |
| 1005 |  |                   |   |   |   |               |                           |            |              |
| 1006 | ***TECHNOLOGY EXPENSES TO BE               |                   |   |   |   |               |                           |            |              |
| 1007 | FUNDED                                     |                   |   |   |   | 102,500.00    | 19,902.01                 | 7,493.96   | 75,104.03    |
| 1008 |  |                   |   |   |   |               |                           |            |              |
| 1009 |  |                   |   |   |   |               |                           |            |              |
| 1010 | REFERENCE GUIDE                            |                   |   |   |   |               |                           |            |              |
| 1011 |  |                   |   |   |   |               |                           |            |              |
| 1012 | HS   |                   |   |   |   | ST COMP       | STATE COMPENSATORY        |            |              |
| 1013 | MS   | HIGH SCHOOL       |   |   |   | ESL           | ENGLISH/SPANISH LANGUAGE  |            |              |
| 1014 | PS   | MIDDLE SCHOOL     |   |   |   | VOC           | VOCATIONAL EDUCATION      |            |              |
| 1015 | ES   | PRIMARY SCHOOL    |   |   |   | G/T           | GIFTED/TALENTED EDUCATION |            |              |
| 1016 | ADM  | ELEMENTARY SCHOOL |   |   |   | SP ED         | SPECIAL EDUCATION         |            |              |
| 1017 |  | ADMINISTRATION    |   |   |   |               |                           |            |              |
| 1018 |  |                   |   |   |   |               |                           |            |              |
| 1019 | <b>MINEOLA INDEPENDENT SCHOOL DISTRICT</b> |                   |   |   |   |               |                           |            |              |
| 1020 |  |                   |   |   |   |               |                           |            |              |
| 1021 | <b>2014-2015 REVENUE</b>                   |                   |   |   |   |               |                           |            |              |
| 1022 | <b>199-GENERAL FUND</b>                    |                   |   |   |   |               |                           |            |              |
| 1023 |  |                   |   |   |   | BUDGETED      | RECEIVED                  |            | BALANCE      |
| 1024 | TAXES-CURRENT YEAR                         |                   |   |   |   | 6,011,620.00  | 2,489,509.65              |            | 3,522,110.35 |
| 1025 | TAXES-PRIOR YEAR                           |                   |   |   |   | 120,000.00    | 77,296.19                 |            | 42,703.81    |
| 1026 | TAXES-PENALTIES                            |                   |   |   |   | 100,000.00    | 26,836.82                 |            | 73,163.18    |
| 1027 | TAXES-INTEREST                             |                   |   |   |   | 0.00          | 0.00                      |            | 0.00         |
| 1028 | DRIVER EDUCATION TUITION                   |                   |   |   |   | 0.00          | 0.00                      |            | 0.00         |
| 1029 | TUITION-SUMMER SCHOOL                      |                   |   |   |   | 0.00          | 0.00                      |            | 0.00         |
| 1030 | EARNING FROM PERMANENT INVESTMENTS         |                   |   |   |   | 3,200.00      | 0.00                      |            | 3,200.00     |
| 1031 | EARNING FROM TEMPORARY INVESTMENTS         |                   |   |   |   | 20,000.00     | 11,816.74                 |            | 8,183.26     |
| 1032 | RENTAL OF FACILITIES                       |                   |   |   |   | 6,750.00      | 3,371.25                  |            | 3,378.75     |
| 1033 | GIFTS/BEQUESTS-MEREDITH-                   |                   |   |   |   | 0.00          | 60,650.00                 |            | -60,650.00   |
| 1034 | GIFTS/BEQUESTS-MEREDITH-HS BAND            |                   |   |   |   | 0.00          | 0.00                      |            | 0.00         |
| 1035 | GIFTS/BEQUESTS-HS WEIGHT ROOM              |                   |   |   |   | 0.00          | 0.00                      |            | 0.00         |
| 1036 | GIFTS/BEQUESTS-MEREDITH-ES PLAYG           |                   |   |   |   | 0.00          | 0.00                      |            | 0.00         |
| 1037 | GIFTS/BEQUESTS                             |                   |   |   |   | 0.00          | 17,949.55                 |            | -17,949.55   |
| 1038 | INSURANCE RECOVERY                         |                   |   |   |   | 0.00          | 0.00                      |            | 0.00         |
| 1039 | ATHLETIC ACTIVITY                          |                   |   |   |   | 50,000.00     | 32,246.75                 |            | 17,753.25    |









|                                |           |           |
|--------------------------------|-----------|-----------|
| MISD District Improvement Fund | 79,981.71 |           |
| Head Start                     | 444.50    |           |
| District Lost Book Account     | 19,134.53 |           |
| <b>TOTAL</b>                   |           | 99,560.74 |

**Mineola Primary School**

|                   |           |           |
|-------------------|-----------|-----------|
| Advisory Council  | 5,326.87  |           |
| Yearbooks         | 3,814.09  |           |
| Box Tops          | 9,958.64  |           |
| Flower Fund       | 262.18    |           |
| Jacket Dads       | 100.00    |           |
| Library Fund      | 1,696.08  |           |
| T-Shirts          | 515.00    |           |
| Teacher Gifts     | 14,163.17 |           |
| Title I Book Acct | 375.00    |           |
| School Vending    | 2,350.67  |           |
| Benevolent Fund   | 11,994.24 |           |
| Lounge Vending    | 3,374.47  |           |
| <b>TOTAL</b>      |           | 53,930.41 |

**Mineola Elementary School**

|                  |           |           |
|------------------|-----------|-----------|
| Teacher Gifts    | 3,222.19  |           |
| School Annual    | 444.59    |           |
| Benevolent Fund  | 1,421.64  |           |
| Advisory Council | 5,835.01  |           |
| Flower Fund      | 252.39    |           |
| Library Fund     | 4,639.62  |           |
| Lounge Vending   | 379.04    |           |
| Jump Rope        | 1,003.91  |           |
| School Vending   | 11,774.71 |           |
| P. E.            | 5.00      |           |
| Kiwanis Kids     | 209.75    |           |
| Super Dads       | 268.74    |           |
| <b>TOTAL</b>     |           | 29,456.59 |

**Mineola Middle School**

|                        |          |
|------------------------|----------|
| AVID                   | 249.08   |
| PE-MS                  | 279.01   |
| Volleyball             | 287.00   |
| Flower Fund            | 250.83   |
| Jacket Jazz            | 176.67   |
| Advisory Council       | 1,364.80 |
| Choir                  | 151.44   |
| MS Cheerleaders        | 3,065.20 |
| MS Yearbook            | 2,645.41 |
| Crime Stoppers         | 485.00   |
| Junior Honor Society   | 126.06   |
| Communities in Schools | 775.98   |
| Athletic Boosters      | 614.90   |
| Library Fund           | 820.32   |
| Lounge Vending         | 592.28   |
| FCA-MS                 | 4,406.46 |
| Builder's Club         | 157.57   |
| Spirit Crew            | 103.50   |
| School Vending         | 7,568.77 |
| Benevolent Fund        | 7,786.92 |
| Science Club           | 1,456.80 |

|                 |        |                  |
|-----------------|--------|------------------|
| Student Council | 618.60 |                  |
| <b>TOTAL</b>    |        | <b>33,982.60</b> |

**Mineola High School**

|                                  |           |                   |
|----------------------------------|-----------|-------------------|
| Athletic Boosters                | 19,907.12 |                   |
| Art                              | 852.39    |                   |
| Auto Mechanics                   | 452.39    |                   |
| Anchor Club                      | 386.15    |                   |
| Annual Staff                     | 5,896.00  |                   |
| Athletic Vending                 | 7,830.56  |                   |
| Athletic Equipment Donations     | 1,357.28  |                   |
| Band Fund                        | 8,023.87  |                   |
| Band Boosters                    | 17,648.80 |                   |
| Business Club                    | 1,160.82  |                   |
| D. E. C. A.                      | 883.89    |                   |
| Fellowship of Christian Athletes | 2,985.77  |                   |
| Future Farmers of America        | 3,856.29  |                   |
| Future Homemakers of America     | 189.39    |                   |
| Fishing Club                     | 1,861.00  |                   |
| Class of 2016                    | 7,658.04  |                   |
| Benevolent Fund                  | 1,962.53  |                   |
| Testing/Tuition                  | 1,305.45  |                   |
| Lounge Vending                   | 495.94    |                   |
| Student Technoloty Assoc         | 449.40    |                   |
| I-Pad fees                       | 26,035.11 |                   |
| Choir                            | 1,126.00  |                   |
| Class of 2018                    | 0.00      |                   |
| Key Club                         | 2,859.04  |                   |
| Library Fund                     | 738.74    |                   |
| Junior Historians                | 1,188.71  |                   |
| National Honor Society           | 229.66    |                   |
| Nature Trail                     | 1,137.10  |                   |
| Project Graduation               | 2,762.16  |                   |
| H. S. Players/Drama              | 1,433.89  |                   |
| Flower Fund                      | 1,223.05  |                   |
| Student Council                  | 371.99    |                   |
| Scholarship Fund                 | 16,063.00 |                   |
| Class of 2015                    | 9,764.61  |                   |
| Soccer Club                      | 1,866.00  |                   |
| Class of 2017                    | 425.00    |                   |
| Slot Car Racing                  | 2,379.65  |                   |
| Girl's Athletic Scholarship      | 95.99     |                   |
| Varsity Cheerleaders             | 2,171.42  |                   |
| AVID                             | 217.17    |                   |
| School Vending                   | 8,349.37  |                   |
| <b>TOTAL</b>                     |           | <b>165,600.74</b> |

**WOOD COUNTY SPECIAL EDUCATION SSA**

|               |        |               |
|---------------|--------|---------------|
| Activity Fund | 327.36 |               |
| <b>TOTAL</b>  |        | <b>327.36</b> |

**TEXPOOL  
PORTFOLIO SUMMARY  
ACTIVITY FOR MONTH ENDING  
December 31, 2014**

**LOCAL MAINTENANCE**

| <i>Investments</i>  | <i>Cost</i> | <i>Market</i> | <i>Ratio</i> | <i>Interest Rate</i> |
|---------------------|-------------|---------------|--------------|----------------------|
| Beginning of period | 27,236.28   | 27,236.28     | 100.00%      | 0.04%                |
| Deposits            | 0.00        |               |              |                      |
| Withdrawals         | 0.00        |               |              |                      |
| Interest accrued    | 0.94        |               |              |                      |
| End of Period       | 27,237.22   | 27,237.22     | 100.00%      | 0.04%                |

This report is in compliance with the investment strategies as approved by the Public Funds Investment Act


  
Investment Officer

**TEXPOOL  
PORTFOLIO SUMMARY  
ACTIVITY FOR MONTH ENDING  
December 31, 2014**

**FOOD SERVICE**

| <i>Investments</i>  | <i>Cost</i> | <i>Market</i> | <i>Ratio</i> | <i>Interest Rate</i> |
|---------------------|-------------|---------------|--------------|----------------------|
| Beginning of period | 10,011.06   | 10,011.06     | 100.00%      | 0.04%                |
| Deposits            | 0.00        |               |              |                      |
| Withdrawals         | 5,000.00    |               |              |                      |
| Interest accrued    | 0.31        |               |              |                      |
| End of Period       | 5,011.37    | 5,011.37      | 100.00%      | 0.04%                |

This report is in compliance with the investment strategies as approved by the Public Funds Investment Act


  
Investment Officer

**TEXPOOL**  
**PORTFOLIO SUMMARY**  
**ACTIVITY FOR MONTH ENDING**  
*December 31, 2014*

**INTEREST & SINKING**

| <i>Investments</i>  | <i>Cost</i> | <i>Market</i> | <i>Ratio</i> | <i>Interest Rate</i> |
|---------------------|-------------|---------------|--------------|----------------------|
| Beginning of period | 107,143.53  | 107,143.53    | 100.00%      | 0.04%                |
| Deposits            | 0.00        |               |              |                      |
| Withdrawals         | 0.00        |               |              |                      |
| Interest accrued    | 3.81        |               |              |                      |
| End of Period       | 107,147.34  | 107,147.34    | 100.00%      | 0.04%                |

This report is in compliance with the investment strategies as approved by the Public Funds Investment Act


  
Investment Officer

**TEXPOOL  
PORTFOLIO SUMMARY  
ACTIVITY FOR MONTH ENDING  
December 31, 2014**

**WORKERS COMPENSATION**

| <i>Investments</i>  | <i>Cost</i> | <i>Market</i> | <i>Ratio</i> | <i>Interest Rate</i> |
|---------------------|-------------|---------------|--------------|----------------------|
| Beginning of period | 453,927.00  | 453,927.00    | 100.00%      | 0.04%                |
| Deposits            | 0.00        |               |              |                      |
| Withdrawals         | 924.67      |               |              |                      |
| Interest accrued    | 16.08       |               |              |                      |
| End of Period       | 453,018.41  | 453,018.41    | 100.00%      | 0.04%                |

This report is in compliance with the investment strategies as approved by the Public Funds Investment Act

  
Investment Officer

**EDWARD JONES**  
**PORTFOLIO SUMMARY**  
**ACTIVITY FOR MONTH ENDING**  
*December 31, 2014*

**MARILYN MERRITT WILSON TRUST**

| <i>Investments</i>  | <i>Cost</i> | <i>Market</i> | <i>Original Value</i> | <i>Ratio</i> | <i>Combined Interest Rate</i> |
|---------------------|-------------|---------------|-----------------------|--------------|-------------------------------|
| Beginning of period | 436,763.88  | 436,763.88    | 435,931.44            | 100.00%      | 0.00%                         |
| Deposits            | 40,518.76   |               | 45,085.16             |              |                               |
| Charges             | 0.00        |               |                       |              |                               |
| Change in Value YTD | (13,555.91) |               | (17,289.87)           |              |                               |
| End of Period       | 463,726.73  | 463,726.73    | 463,726.73            | 100.00%      | 0.00%                         |

This report is in compliance with the investment strategies as approved by the Public Funds Investment Act


  
Investment Officer

**EDWARD JONES  
PORTFOLIO SUMMARY  
ACTIVITY FOR MONTH ENDING  
December 31, 2014**

**DAN PEACOCK TRUST**

| <i>Investments</i>  | <i>Cost</i> | <i>Market</i> | <i>Original Value</i> | <i>Ratio</i> | <i>Combined<br/>Interest Rate</i> |
|---------------------|-------------|---------------|-----------------------|--------------|-----------------------------------|
| Beginning of period | 16,299.68   | 16,299.68     | 16,094.29             | 100.00%      | 0.00%                             |
| Deposits            | 136.96      |               | 288.98                |              |                                   |
| Charges             | 0.00        |               |                       |              |                                   |
| Change in Value YTD | (248.03)    |               | (194.66)              |              |                                   |
| End of Period       | 16,188.61   | 16,188.61     | 16,188.61             | 100.00%      | 0.00%                             |

This report is in compliance with the investment strategies as approved by the Public Funds Investment Act

  
Investment Officer




**EDWARD JONES  
PORTFOLIO SUMMARY  
ACTIVITY FOR MONTH ENDING  
December 31, 2014**

**G. W. ENGLISH TRUST**

| <i>Investments</i>  | <i>Cost</i> | <i>Market</i> | <i>Original Value</i> | <i>Ratio</i> | <i>Combined Interest Rate</i> |
|---------------------|-------------|---------------|-----------------------|--------------|-------------------------------|
| Beginning of period | 235,592.51  | 235,592.51    | 235,708.14            | 100.00%      | 0.00%                         |
| Deposits            | 5,149.48    |               | 7,261.01              |              |                               |
| Charges             | 0.00        |               |                       |              |                               |
| Change in Value YTD | (6,434.13)  |               | (8,661.29)            |              |                               |
| End of Period       | 234,307.86  | 234,307.86    | 234,307.86            | 100.00%      | 0.00%                         |

This report is in compliance with the investment strategies as approved by the Public Funds Investment Act


  
Investment Officer

**MINEOLA COMMUNITY BANK  
PORTFOLIO SUMMARY  
ACTIVITY FOR MONTH ENDING  
December 31, 2014**

**JUDGE TRUST**

| <i>Investments</i>  | <i>Cost</i> | <i>Market</i> | <i>Ratio</i> | <i>Interest Rate</i> |
|---------------------|-------------|---------------|--------------|----------------------|
| Beginning of period |             |               |              |                      |
| CD                  | 18,000.00   | 18,000.00     | 100.00%      | 0.60%                |
| CD                  | 24,329.52   | 24,329.52     | 100.00%      | 0.60%                |
| CD                  | 26,814.59   | 26,814.59     | 100.00%      | 0.60%                |
| SAVINGS ACCT        | 1,656.71    | 1,656.71      | 100.00%      | 0.25%                |
| Deposits            | 356.93      |               |              |                      |
| Withdrawals         | 0.00        |               |              |                      |
| Quarterly Interest  | 1.06        |               |              |                      |
| End of Period       | 2,014.70    | 2,014.70      |              |                      |
| CD                  | 18,000.00   | 18,000.00     | 100.00%      | 0.60%                |
| CD                  | 24,329.52   | 24,329.52     | 100.00%      | 0.60%                |
| CD                  | 26,814.59   | 26,814.59     | 100.00%      | 0.60%                |
| SAVINGS ACCT        | 2,014.70    | 2,014.70      | 100.00%      | 0.25%                |

This report is in compliance with the investment strategies as approved by the Public Funds Investment Act


  
 \_\_\_\_\_  
 Investment Officer

**PORTFOLIO SUMMARY**  
**ACTIVITY FOR MONTH ENDING**  
*December 31, 2014*

**CERTIFICATE OF DEPOSIT/SAVINGS**

| <i>Investments</i>                           | <i>Cost</i>  | <i>Market</i> | <i>Ratio</i> | <i>Interest Rate</i> |
|--|--------------|---------------|--------------|----------------------|
| Beginning of period                          | 6,908,510.76 | 6,908,510.76  | 100.00%      |                      |
| Deposits                                     | 653,615.00   |               |              |                      |
| Withdrawals                                  | 350,000.00   |               |              |                      |
| End of period                                | 7,212,125.76 | 7,212,125.76  |              |                      |
| Interest Accrued                             | 10,521.69    |               |              |                      |
| End of Period                                |              |               |              |                      |
| <b>Bank Texas</b>                            |              |               |              |                      |
| CD # 8025567                                 | 265,360.02   | 265,360.02    | 100.00%      | 0.60%                |
| <b>Bank Texas</b>                            |              |               |              |                      |
| CD # 8025872                                 | 1,053,882.20 | 1,053,882.20  | 100.00%      | 1.00%                |
| <b>First National Bank-Gilmer in Mineola</b> |              |               |              |                      |
| CD # 1005229                                 | 241,046.06   | 241,046.06    | 100.00%      | 0.60%                |
| <b>Mineola Community</b>                     |              |               |              |                      |
| CD # 01-00542339-9                           | 160,180.07   | 160,180.07    | 100.00%      | 0.60%                |
| <b>Capital One</b>                           |              |               |              |                      |
| Savings #3830656862                          | 5,288,026.18 | 5,288,026.18  | 100.00%      | 0.40%                |
| <b>City National Bank</b>                    |              |               |              |                      |
| CD #10305497                                 | 203,631.23   | 203,631.23    | 100.00%      | 0.60%                |

This report is in compliance with the investment strategies as approved by the Public Funds Investment Act

  
 \_\_\_\_\_  
 Investment Officer




**TEXPOOL  
PORTFOLIO SUMMARY  
ACTIVITY FOR MONTH ENDING  
December 31, 2014**

**WOOD COUNTY SPECIAL EDUCATION SHARED SERVICES ARRANGEMENT**

| <i>Investments</i>  | <i>Cost</i> | <i>Market</i> | <i>Ratio</i> | <i>Interest Rate</i> |
|---------------------|-------------|---------------|--------------|----------------------|
| Beginning of period | 15,394.29   | 15,394.29     | 100.00%      | 0.03%<br>0.0004      |
| Deposits            | 0.00        |               |              |                      |
| Withdrawals         | 0.00        |               |              |                      |
| Interest accrued    | 0.59        |               |              |                      |
| End of Period       | 15,394.88   | 15,394.88     | 100.00%      | 0.04%                |

This report is in compliance with the investment strategies as approved by the Public Funds Investment Act


  
Investment Officer

**CAPITAL ONE BANK  
PORTFOLIO SUMMARY  
ACTIVITY FOR MONTH ENDING  
December 31, 2014**

**WOOD COUNTY SPECIAL EDUCATION SHARED SERVICES ARRANGEMENT**

| <i>Investments</i>  | <i>Cost</i> | <i>Market</i> | <i>Ratio</i> | <i>Interest Rate</i> |
|---------------------|-------------|---------------|--------------|----------------------|
| Beginning of period | 657,452.78  | 657,452.78    | 100.00%      | 0.30%                |
| Deposits            | 25,000.00   |               |              |                      |
| Withdrawals         | 0.00        |               |              |                      |
| Interest accrued    | 167.95      |               |              |                      |
| End of Period       | 682,620.73  | 682,620.73    | 100.00%      | 0.30%                |

This report is in compliance with the investment strategies as approved by the Public Funds Investment Act

  
\_\_\_\_\_  
Investment Officer

**TEXPOOL  
PORTFOLIO SUMMARY  
ACTIVITY FOR MONTH ENDING  
December 31, 2014**

**WOOD COUNTY SPECIAL EDUCATION SHARED SERVICES ARRANGEMENT  
WORKER'S COMPENSATION**

| <i>Investments</i>  | <i>Cost</i> | <i>Market</i> | <i>Ratio</i> | <i>Interest Rate</i> |
|---------------------|-------------|---------------|--------------|----------------------|
| Beginning of period | 15,135.50   | 15,135.50     | 100.00%      | 0.04%                |
| Deposits            | 0.00        |               |              |                      |
| Withdrawals         | 1,518.83    |               |              |                      |
| Interest accrued    | 0.58        |               |              |                      |
| End of Period       | 13,617.25   | 13,617.25     | 100.00%      | 0.04%                |

This report is in compliance with the investment strategies as approved by the Public Funds Investment Act

  
Investment Officer

BANK: 01 LOCAL MAINTENANCE

| TYPE | CHECK NUMBER | CHECK DATE | CHECK AMOUNT | REMITTED TO   |
|------|--------------|------------|--------------|---|
| OFFC | 64229        | 12-02-2014 | 30,254.70    | 9890 EDWARD JONES - MERRITT TRUST   |
| OFFC | 64230        | 12-05-2014 | 130.00       | 9674 CHRIS BRANNAN - BAND MEALS   |
| OFFC | 64231        | 12-10-2014 | 1,905.70     | 10065 HOLIDAY INN EXPRESS - Football  |
| OFFC | 64232        | 12-10-2014 | 111.84       | 2511 BROOKSHIRES #31 - STAFF LUNCHEON                                       |
| OFFC | 64233        | 12-11-2014 | 141.25       | 10065 HOLIDAY INN EXPRESS - JOURNALISM                                      |
| OFFC | 64234        | 12-15-2014 | 2,990.00     | PRO-TURF - REPLACE CK# 64037  |
| SYST | 64235        | 12-17-2014 | 294.25       | 6085 ACE HARDWARE - MAINTENANCE   |
| SYST | 64236        | 12-17-2014 | 65.00        | 9551 ALGEBRA READINESS EDUCATORS, LLC - 4th G                               |
| SYST | 64237        | 12-17-2014 | 7.00         | 7399 ALLIED MOBILE HEALTH TRAINING, INC - VAN DOVER                         |
| SYST | 64238        | 12-17-2014 | 112.82       | 9109 AMERI-TEX SERVICES - Athletic  |
| SYST | 64239        | 12-17-2014 | 141.19       | 9196 ANDRE CRAWFORD - GAME OFFICIAL   |
| SYST | 64240        | 12-17-2014 | 2,507.71     | 9851 API SYSTEMS INC - BRING ALL ALARMS TO CODE                             |
| SYST | 64241        | 12-17-2014 | 250.48       | 3549 AT&T - PHONE LINE  |
| SYST | 64242        | 12-17-2014 | 89.71        | 8439 AUSTIN TURF & TRACTOR - MAINTENANCE                                    |
| SYST | 64243        | 12-17-2014 | 108.31       | 1467 BAXTER SALES COMPANY, INC. - MAINTENANCE                               |
| SYST | 64244        | 12-17-2014 | 650.00       | 5825 BIG SANDY ISD - BASKETBALL   |
| SYST | 64245        | 12-17-2014 | 113.90       | 5886 BRAD WILLIAMS - GAME OFFICIAL  |
| SYST | 64246        | 12-17-2014 | 71.00        | 532 BRUNER INSURANCE - ALLEN  |
| SYST | 64247        | 12-17-2014 | 4,800.05     | 3149 BUDGET BUSINESS SYSTEMS - PS, MD, ED OFFICE, TOWER - ALL               |
| SYST | 64248        | 12-17-2014 | 400.00       | 9440 BUSINESS PROFESSIONALS OF AMERICA - BUSINESS CLUB                      |
| SYST | 64249        | 12-17-2014 | 6,316.85     | 9604 C AND R SERVICES - Camera - Ed, MD, Hd                                 |
| SYST | 64250        | 12-17-2014 | 370.68       | 1033 CADE'S BUILDING MATERIALS, INC. - MAINTENANCE                          |
| SYST | 64251        | 12-17-2014 | 719.40       | 9519 CAPITAL ONE CORPORATE CARD - Football                                  |
| SYST | 64252        | 12-17-2014 | 53.60        | 6944 CDW GOVERNMENT, INC - Hd Tech  |
| SYST | 64253        | 12-17-2014 | 27.95        | 10055 CENTER FOR EDUCATOR DEVELOPMENT IN - Hd DRAMA                         |
| SYST | 64254        | 12-17-2014 | 120.83       | 1329 CHEVRON - Ve AG  |
| SYST | 64255        | 12-17-2014 | 357.00       | 7873 CICI'S PIZZA - Athletic meals  |
| SYST | 64256        | 12-17-2014 | 504.00       | 10067 CICI'S PIZZA - BAND MEALS   |
| SYST | 64257        | 12-17-2014 | 150.00       | 7834 CLAY EWELL EDUCATIONAL SERVICES - Ve Ag                                |
| SYST | 64258        | 12-17-2014 | 40.00        | 9511 CODY SIFFORD - GAME OFFICIAL   |
| SYST | 64259        | 12-17-2014 | 276.06       | 7276 COURTYARD MARRIOTT - BASEBALL  |
| SYST | 64260        | 12-17-2014 | 210.00       | 954 DAIRY QUEEN - Athletic meal   |
| SYST | 64261        | 12-17-2014 | 35.00        | 1875 DAIRY QUEEN " "  |
| SYST | 64262        | 12-17-2014 | 105.00       | 5364 DAIRY QUEEN " "  |
| SYST | 64263        | 12-17-2014 | 183.60       | 557 DEALERS ELECTRICAL SUPPLY CO. - MAINTENANCE                             |
| SYST | 64264        | 12-17-2014 | 1,470.25     | 7914 DEATON'S COMMUNICATIONS LLC - Ed OFFICE, BUS BARN                      |
| SYST | 64265        | 12-17-2014 | 121.64       | 8322 DELBERT SIMPSON - GAME OFFICIAL  |
| SYST | 64266        | 12-17-2014 | 480.00       | 8292 DFW COACHES CLINIC - CASEY, COBURN, TALLEY, LITTLE, DRENNON, BLACKWELL |
| SYST | 64267        | 12-17-2014 | 284.51       | 8281 DONNA PALMER - Reimburse   |
| SYST | 64268        | 12-17-2014 | 5,840.14     | 8444 DUKO OIL CO, INC - TRANSPORTATION                                      |
| SYST | 64269        | 12-17-2014 | 105.00       | 9735 DUNCAN MCADOO - GAME OFFICIAL  |
| SYST | 64270        | 12-17-2014 | 44.00        | 563 EAST TEXAS ALARM, INC. - ADMIN  |
| SYST | 64271        | 12-17-2014 | 565.73       | 2376 ECS LEARNING SYSTEMS, INC. - MD ENGLISH                                |
| SYST | 64272        | 12-17-2014 | 400.00       | 1412 EDGEWOOD ISD - BASKETBALL  |
| SYST | 64273        | 12-17-2014 | 750.00       | 6705 EDUCATIONAL TECHNOLOGY LEARNING - PS AT LEARNING                       |
| SYST | 64274        | 12-17-2014 | 930.90       | 7773 EMBASSY SUITES - Football  |
| SYST | 64275        | 12-17-2014 | 264.00       | 8053 FCCLA - FCCLA  |
| SYST | 64276        | 12-17-2014 | 614.99       | 2170 FLATT STATIONERS, INC. - Hd MATH/SCIENCE                               |



BANK: 01 LOCAL MAINTENANCE

| CHECK TYPE | CHECK NUMBER | CHECK DATE | CHECK AMOUNT | REMITTED TO   |
|------------|--------------|------------|--------------|---|
| SYST       | 64277        | 12-17-2014 | 80.52        | 3377 FLINN SCIENTIFIC - <i>HS SCIENCE</i>                   |
| SYST       | 64278        | 12-17-2014 | 542.40       | 1141 FOLLETT SCHOOL SOLUTIONS INC - <i>HS LIBRARY</i>       |
| SYST       | 64279        | 12-17-2014 | 115.40       | 10072 FULLHOUSE, INC - <i>GAME OFFICIAL</i>                 |
| SYST       | 64280        | 12-17-2014 | 386.38       | 7703 G&K SERVICES - <i>MAINT, CUSTODIAL, TRANSPORTATION</i> |
| SYST       | 64281        | 12-17-2014 | 380.48       | 4548 GRAINGER - <i>MAINTENANCE</i>                          |
| SYST       | 64282        | 12-17-2014 | 50.00        | 5402 HARDY COOK & HARDY, PC - <i>SCHOOL ATNY</i>            |
| SYST       | 64283        | 12-17-2014 | 135.00       | 9636 HEATHER PARKS - <i>BAND</i>                            |
| SYST       | 64284        | 12-17-2014 | 1,844.68     | 10066 HILTON - <i>FECLA</i>                                 |
| SYST       | 64285        | 12-17-2014 | 225.00       | 9655 INTERQUEST DETECTION CANINES - <i>DRUG DOGS</i>        |
| SYST       | 64286        | 12-17-2014 | 113.73       | 9749 JAKE JOHANNSEN - <i>GAME OFFICIAL</i>                  |
| SYST       | 64287        | 12-17-2014 | 122.07       | 5558 JANNIE BLACKWELL - <i>REIMBURSE</i>                    |
| SYST       | 64288        | 12-17-2014 | 3,926.00     | 9989 JERRY'S SPORTING GOODS - <i>SOFTBALL</i>               |
| SYST       | 64289        | 12-17-2014 | 122.20       | 7287 JIMMY FULCHER - <i>GAME OFFICIAL</i>                   |
| SYST       | 64290        | 12-17-2014 | 195.87       | 2438 JOHN ABBOTT - <i>REIMBURSE</i>                         |
| SYST       | 64291        | 12-17-2014 | 116.71       | 1475 JOHN DEERE FINANCIAL - <i>MAINTENANCE</i>              |
| SYST       | 64292        | 12-17-2014 | 120.00       | 9164 KARA ELLERBEE - <i>REIMBURSE-EDL</i>                   |
| SYST       | 64293        | 12-17-2014 | 129.24       | 8015 KENDRICK BROOKS - <i>GAME OFFICIAL</i>                 |
| SYST       | 64294        | 12-17-2014 | 177.05       | 7075 KERRY VANCLEAVE - <i>REIMBURSE</i>                     |
| SYST       | 64295        | 12-17-2014 | 175.95       | 1526 LAKESHORE LEARNING MATERIALS - <i>2nd &amp; 3rd</i>    |
| SYST       | 64296        | 12-17-2014 | 1,346.87     | 7035 LEGO DACT & PITSCO, LLC - <i>Ed ROBITED</i>            |
| SYST       | 64297        | 12-17-2014 | 147.07       | 9779 LESTER A MELONTREE - <i>GAME OFFICIAL</i>              |
| SYST       | 64298        | 12-17-2014 | 500.00       | 9441 LINDALE JUNIOR HIGH SCHOOL - <i>BASKETBALL</i>         |
| SYST       | 64299        | 12-17-2014 | 42.85        | 681 LONG FEED & SEED - <i>HS SCIENCE</i>                    |
| SYST       | 64300        | 12-17-2014 | 105.00       | 6280 LONGHORN FORD - <i>TRANSPORTATION</i>                  |
| SYST       | 64301        | 12-17-2014 | 112.23       | 2686 LOWE'S - <i>MAINTENANCE</i>                            |
| SYST       | 64302        | 12-17-2014 | 702.10       | 9714 MARY ELLEN LEDBETTER - <i>MS ENGLISH</i>               |
| SYST       | 64303        | 12-17-2014 | 39.08        | 9704 MINDY REDDING - <i>REIMBURSE</i>                       |
| SYST       | 64304        | 12-17-2014 | 211.20       | 1457 MINEOLA AUTO SUPPLY - <i>AUTO MECHANIC</i>             |
| SYST       | 64305        | 12-17-2014 | 120.00       | 8510 MINEOLA ISD - <i>PLAYOFF TICKETS</i>                   |
| VOID       | 64306        | 12-17-2014 | 0.00         | VOID CHECK FROM SYSTEM                                      |
| SYST       | 64307        | 12-17-2014 | 3,217.90     | 8076 MINEOLA ISD TAX COLLECTOR - <i>AUTO TAX PAYMENT</i>    |
| SYST       | 64308        | 12-17-2014 | 2,396.15     | 1815 MINEOLA SUPPLY COMPANY, INC. - <i>CUSTODIAL</i>        |
| SYST       | 64309        | 12-17-2014 | 47.45        | 8672 MORPHO TRUST USA, INC - <i>FINGERPRINT</i>             |
| SYST       | 64310        | 12-17-2014 | 43.90        | 3202 MPRINTS PRINTING, INC - <i>ED OFFICE</i>               |
| SYST       | 64311        | 12-17-2014 | 58.00        | 3529 MR D'S 10 MINUTE OIL CHANGE - <i>TRANSPORTATION</i>    |
| SYST       | 64312        | 12-17-2014 | 108.00       | 6498 MT VERNON PARENT FUND - <i>BAND MEAL</i>               |
| SYST       | 64313        | 12-17-2014 | 6.23         | 8155 MUNICIPAL SERVICES BUREAU - <i>TOLL CHG</i>            |
| SYST       | 64314        | 12-17-2014 | 128.09       | 8110 O'REILLY AUTO PARTS - <i>TRANSPORTATION</i>            |
| SYST       | 64315        | 12-17-2014 | 540.00       | 1714 PATTY HAWKINS <i>FECLA MEAL</i>                        |
| SYST       | 64316        | 12-17-2014 | 167.36       | 683 PENDER'S MUSIC COMPANY - <i>BAND</i>                    |
| SYST       | 64317        | 12-17-2014 | 3,140.97     | 5531 PERDUE, BRANDON, FIELDER, COLLINS & - <i>Nov 2014</i>  |
| SYST       | 64318        | 12-17-2014 | 81.55        | 701 QUILL CORPORATION - <i>ADMIN</i>                        |
| SYST       | 64319        | 12-17-2014 | 58.93        | 7548 REALLY GOOD STUFF, INC - <i>PS 5th ED</i>              |
| SYST       | 64320        | 12-17-2014 | 60.00        | 1365 REGION VII EDUCATION SERVICE CENTER - <i>SAUER</i>     |
| SYST       | 64321        | 12-17-2014 | 777.00       | 5370 REPUBLIC SERVICES - <i>TRASH PICK-UP</i>               |
| SYST       | 64322        | 12-17-2014 | 40.00        | 10032 ROBERT JOHN PERRY - <i>GAME OFFICIAL</i>              |
| SYST       | 64323        | 12-17-2014 | 106.87       | 8290 ROBERT WALTERS<br>" "                                  |
| SYST       | 64324        | 12-17-2014 | 177.12       | 8496 RODERICH DAVIS<br>" "                                  |

BANK: 01 LOCAL MAINTENANCE

| TYPE | CHECK NUMBER | CHECK DATE | CHECK AMOUNT | REMITTED TO   |
|------|--------------|------------|--------------|---|
| SYST | 64325        | 12-17-2014 | 1,112.50     | 7334 RUDD CONTRACTING CO, INC - MAINTENANCE   |
| SYST | 64326        | 12-17-2014 | 427.13       | 8442 RUSH BUS CENTERS - TRANSPORTATION  |
| SYST | 64327        | 12-17-2014 | 45,266.00    | 9526 S & S ROOFING INC - ROOFING  |
| SYST | 64328        | 12-17-2014 | 576.06       | 5356 SAM'S CLUB DIRECT - STAFF MEAL   |
| SYST | 64329        | 12-17-2014 | 622.27       | 724 SCHOOL SPECIALTY, INC. - Nd Sp Ed, Nd MATH, Pd OFFICE   |
| SYST | 64330        | 12-17-2014 | 113.90       | 10073 SHAWN BOND - GAME OFFICIAL  |
| SYST | 64331        | 12-17-2014 | 115.00       | 9711 SOUTHWEST SOLUTIONS - MAINTENANCE  |
| SYST | 64332        | 12-17-2014 | 434.94       | 2013 STORY-WRIGHT INC. - Pd OFFICE  |
| SYST | 64333        | 12-17-2014 | 312.50       | 6883 SUBWAY - Athletic MEAL   |
| SYST | 64334        | 12-17-2014 | 37.85        | 9780 SUBWAY - BIG SANDY - " "   |
| SYST | 64335        | 12-17-2014 | 11,822.42    | 7168 SUDDENLINK COMMUNICATIONS - SUPERNET   |
| SYST | 64336        | 12-17-2014 | 147.07       | 8255 SYLVESTER CONRAD - GAME OFFICIAL   |
| SYST | 64337        | 12-17-2014 | 3,347.30     | 763 TASB, INC - 2015 membership   |
| VOID | 64338        | 12-17-2014 | 0.00         | VOID CHECK FROM SYSTEM  |
| SYST | 64339        | 12-17-2014 | 1,704.10     | 5035 TATUM MUSIC CO, INC - BAND   |
| SYST | 64340        | 12-17-2014 | 1,715.00     | 2473 TEXAS ASSOCIATION OF SCHOOL ADM. - Mid-Winter Conf   |
| SYST | 64341        | 12-17-2014 | 203.41       | 4007 TEXAS EDUCATIONAL PAPERBACKS - Nd English  |
| SYST | 64342        | 12-17-2014 | 3,340.00     | 10025 THE SOCCER CORNER - SOCCER BALL   |
| SYST | 64343        | 12-17-2014 | 161.87       | 7945 THE WOODWIND & BRASSWIND - BAND  |
| SYST | 64344        | 12-17-2014 | 160.00       | 2204 THSBGA - JACKSON, WHEELER  |
| SYST | 64345        | 12-17-2014 | 177.78       | 10071 TIM MUENCH - GAME OFFICIAL  |
| SYST | 64346        | 12-17-2014 | 370.00       | 7465 TREASURE REWARDS - 3 <sup>rd</sup> G, 5 <sup>th</sup> G, K, 1 <sup>st</sup> G, 2 <sup>nd</sup> G           |
| SYST | 64347        | 12-17-2014 | 286.42       | 8276 TYLER STEEL - Vo AG  |
| SYST | 64348        | 12-17-2014 | 100.00       | 5604 UNIVERSITY OF TEXAS AT TYLER - WALKER  |
| SYST | 64349        | 12-17-2014 | 767.04       | 822 WAL-MART STORES TEXAS, LLC - 2 <sup>nd</sup> G, Football, Nd Counselor, 5 <sup>th</sup> G, MAINT, TRANSPORT |
| SYST | 64350        | 12-17-2014 | 5,773.08     | 7095 WALSH, ANDERSON, GALLEGOS, GREEN & TREVI - Sp Ed ATTY  |
| SYST | 64351        | 12-17-2014 | 203.03       | 7053 WELLS FARGO REAL ESTATE TAX SERVICE - TAX REFUND   |
| SYST | 64352        | 12-17-2014 | 150.00       | 1040 WHITE OAK ISD - BASKETBALL   |
| SYST | 64353        | 12-17-2014 | 100.00       | 4303 WILLIAM BJORK - REIMBURSE  |
| SYST | 64354        | 12-17-2014 | 150.00       | 2237 WILLS POINT ISD - BASKETBALL   |
| SYST | 64355        | 12-17-2014 | 178.00       | 8972 WING DINGERS - BAND  |
| SYST | 64356        | 12-17-2014 | 29,026.50    | 825 WOOD COUNTY APPRAISAL DISTRICT - 1 <sup>st</sup> G pymt   |
| SYST | 64357        | 12-17-2014 | 42,409.81    | 837 WOOD COUNTY SPECIAL EDUCATION SSA - monthly pymt  |
| SYST | 64358        | 12-17-2014 | 600.00       | 2019 WOODY'S - CUSTODIAL  |
| OFFC | 64359        | 12-18-2014 | 2,527.30     | 571 CENTERPOINT ENERGY RESOURCES CORP. - Gas  |
| OFFC | 64360        | 12-18-2014 | 45,921.05    | 9990 EAST TEXAS AWNING & CANVAS - Ed Playground   |
| OFFC | 64361        | 12-18-2014 | 34,820.00    | 10075 AT&T STADIUM - PLAYOFF TICKETS  |
| SYST | 64362        | 12-30-2014 | 19.20        | 3533 AT&T LONG DISTANCE - long DISTANCE   |
| SYST | 64363        | 12-30-2014 | 295.00       | 9715 BISHOP TK GORMAN - BASKETBALL  |
| SYST | 64364        | 12-30-2014 | 2,343.93     | 9519 CAPITAL ONE CORPORATE CARD - Football MEAL   |
| SYST | 64365        | 12-30-2014 | 111.03       | 1329 CHEVRON - Vo AG  |
| SYST | 64366        | 12-30-2014 | 125.00       | 9498 CHICKEN EXPRESS - Athletic MEAL  |
| SYST | 64367        | 12-30-2014 | 600.00       | 10076 CICI'S PIZZA - BAND MEAL  |
| SYST | 64368        | 12-30-2014 | 1,307.47     | 549 CITY OF MINEOLA - WATER   |
| SYST | 64369        | 12-30-2014 | 1,069.39     | 9173 CORELOGIC REAL ESTATE TAX SERVICE - TAX REFUND   |
| SYST | 64370        | 12-30-2014 | 309.58       | 954 DAIRY QUEEN - Athletic MEAL   |
| SYST | 64371        | 12-30-2014 | 275.00       | 9167 DISTRICT 6 DECA - DECA   |
| SYST | 64372        | 12-30-2014 | 7,638.40     | 2170 FLATT STATIONERS, INC. - Copy Paper - All schools 2 <sup>nd</sup> semester                                 |

BANK: 01 LOCAL MAINTENANCE

| CHECK TYPE | CHECK NUMBER | CHECK DATE | CHECK AMOUNT | REMITTED TO  |
|------------|--------------|------------|--------------|--|
| SYST       | 64373        | 12-30-2014 | 23.53        | 920 GLEN DOSSETT - <i>Reimburse</i>                          |
| SYST       | 64374        | 12-30-2014 | 90.94        | 9315 JOHN TALTON, TRUSTEE - <i>TAX REFUND</i>                |
| SYST       | 64375        | 12-30-2014 | 245.00       | 7878 MARCHING AUXILIARIES - <i>FLAG CAMP</i>                 |
| SYST       | 64376        | 12-30-2014 | 172.63       | 631 MARK'S PLUMBING PARTS - <i>MAINTENANCE</i>               |
| SYST       | 64377        | 12-30-2014 | 201.21       | 1457 MINEOLA AUTO SUPPLY - <i>Auto Mechanical</i>            |
| SYST       | 64378        | 12-30-2014 | 1,671.23     | 8076 MINEOLA ISD TAX COLLECTOR - <i>AUTO TAX PYMT</i>        |
| SYST       | 64379        | 12-30-2014 | 23.53        | 921 NELDA SHIPP - <i>Reimburse</i>                           |
| SYST       | 64380        | 12-30-2014 | 717.00       | 6204 PITNEY BOWES GLOBAL FINANCIAL SERVI - <i>METER RENT</i> |
| SYST       | 64381        | 12-30-2014 | 115.50       | 3785 SAFETY-KLEEN SYSTEMS, INC - <i>Auto Mechanical</i>      |
| SYST       | 64382        | 12-30-2014 | 140.00       | 5356 SAM'S CLUB DIRECT - <i>membership 2015</i>              |
| SYST       | 64383        | 12-30-2014 | 21.00        | 2013 STORY-WRIGHT INC. - <i>Admin</i>                        |
| SYST       | 64384        | 12-30-2014 | 90.55        | 9209 SUBWAY - <i>Athletic meal</i>                           |
| SYST       | 64385        | 12-30-2014 | 72.42        | 7168 SUDDENLINK COMMUNICATIONS - <i>PHONE FIELDHOUSE</i>     |
| SYST       | 64386        | 12-30-2014 | 1,633.48     | 763 TASB, INC - <i>ADAPT, UPDATE 101</i>                     |
| SYST       | 64387        | 12-30-2014 | 420.00       | 5488 THE LAB - <i>DRUG TESTING</i>                           |
| SYST       | 64388        | 12-30-2014 | 23.04        | 7840 UPS - <i>IPAD, FLAG</i>                                 |
| SYST       | 64389        | 12-30-2014 | 55.51        | 8425 VERIZON - <i>cell PHONE</i>                             |
| SYST       | 64390        | 12-30-2014 | 61.43        | 822 WAL-MART STORES TEXAS, LLC - <i>1st 6, PD OFFICE</i>     |
| SYST       | 64391        | 12-30-2014 | 210.00       | 8972 WING DINGERS - <i>Athletic meal</i>                     |

| BANK 01 TOTALS | SYSTEM CHECKS | NO CHECKS | CHECK AMOUNTS |
|----------------|---------------|-----------|---------------|
|                | SYSTEM CHECKS | 152       | 226,386.13    |
|                | OFFICE CHECKS | 9         | 118,801.84    |
|                | VOID CHECKS   | 2         | 0.00          |
|                |               | -----     | -----         |
|                |               | 163       | 345,187.97    |