



# Denton ISD

---

Attendance Boundary Rezoning  
Presented to the Denton ISD  
Board of Trustees



# The Process

---



- An email was sent on October 15, 2024, to all potentially affected families including an overview video and a link to provide feedback via ThoughtExchange.
- The ThoughtExchange opened on October 15th to gather feedback from the community about their priorities for potential rezoning. The ThoughtExchange closed on October 18th.
- Community meetings were held on two nights at four locations:
  - October 21st at Calhoun Middle School
  - October 21st at Harpool Middle School
  - October 23rd at McMath Middle School
  - October 23rd at Nelson Elementary School
- All proposed boundary changes were posted on the [www.dentonisd.org/rezone](http://www.dentonisd.org/rezone) website on October 15th.
- New attendance boundaries will go into effect for the 2025-2026 school year; finalized attendance boundary maps will be posted on the district website.

# Request to Remain

---

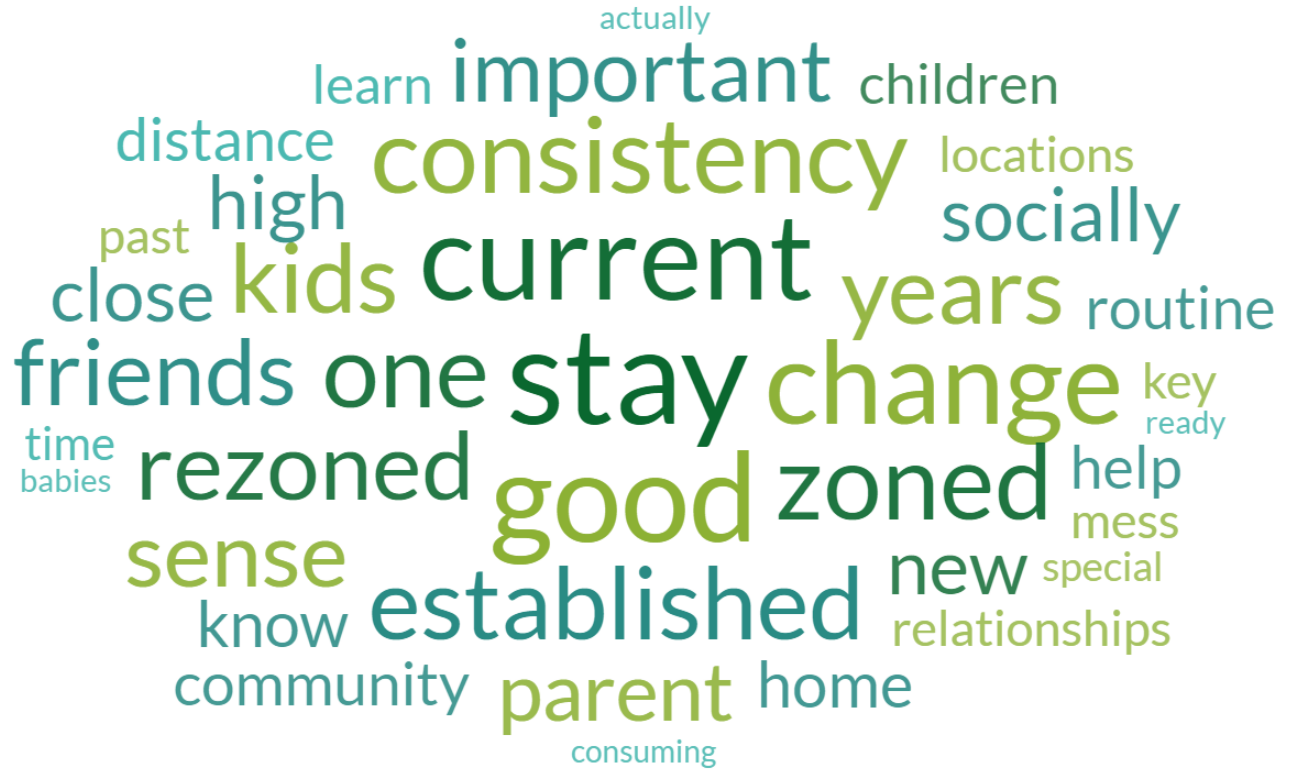
- All families being rezoned will have the opportunity to request to remain at their current campus.
- The request to remain will open on January 6, 2025. We request that all requests to remain are completed by February 28, 2025.
- District guidelines for transfers will remain in effect for students remaining at their current campus.
- A link to the “Request to Remain” can be found on the Denton ISD Rezoning website at [www.dentonisd.org/rezone](http://www.dentonisd.org/rezone) beginning January 6th.



# Feedback



ThoughtExchange



# Feedback



# Feedback



## My son staying at his current school with his current teachers due to his IEP

My son trusts his current teachers and has been with them for two years. He is succeeding due to their patience and their knowledge of him

😊 Positive

👤 8

★★★★☆ 4.2

Ranked #1 of 26



## For her to stay in the school she is in right now

Because that's where she has been at and her dyslexia teachers are there and she has progress alot with them

😊 Positive

👤 7

★★★★☆ 4.2

Ranked #2 of 26



## We have already built existing relationships with teachers and parents over the past 6 years and changing locations would not make sense.

Consistency is key. Don't mess up a good thing.

😐 Neutral

👤 7

★★★★☆ 4.2

Ranked #4 of 26



## Will this affect my child?

My child is established at their school, we may not want to be rezoned to another school.

😐 Neutral

👤 9

★★★★☆ 4.1

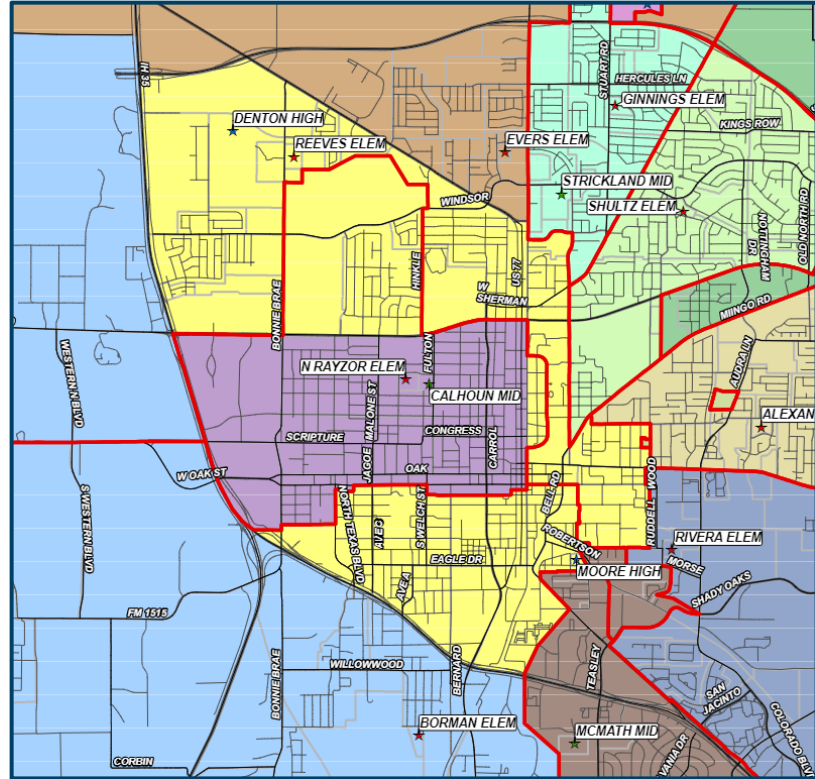
Ranked #5 of 26



# Proposed Maps

## Reeves Elementary

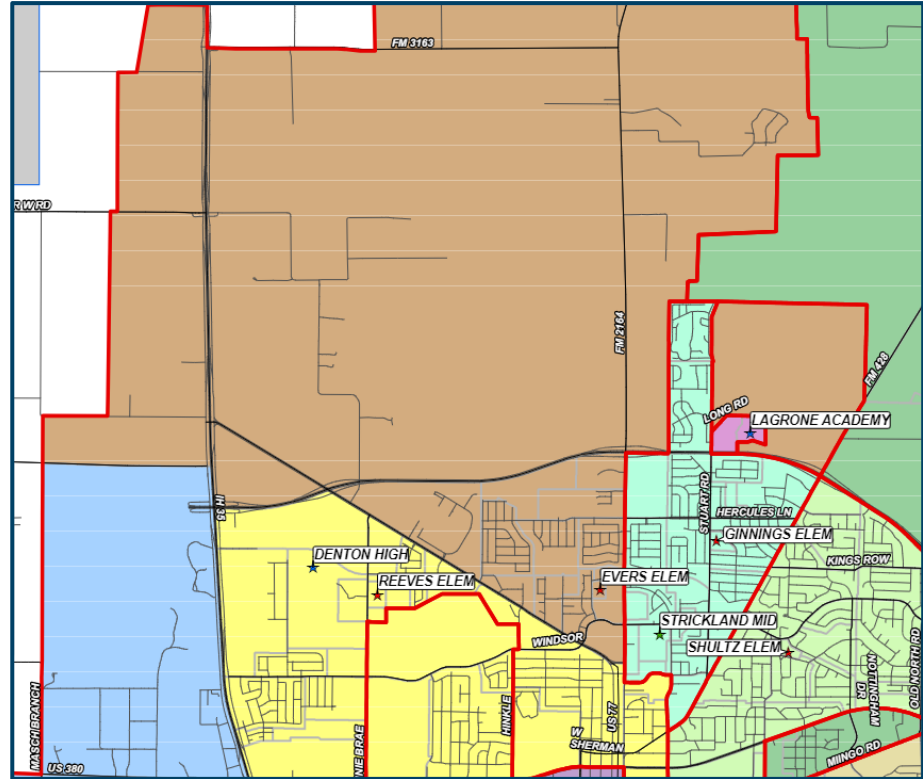
The Reeves Elementary attendance zone is denoted in yellow



# Proposed Maps

## Evers Elementary

The Evers Elementary attendance zone is denoted in brown

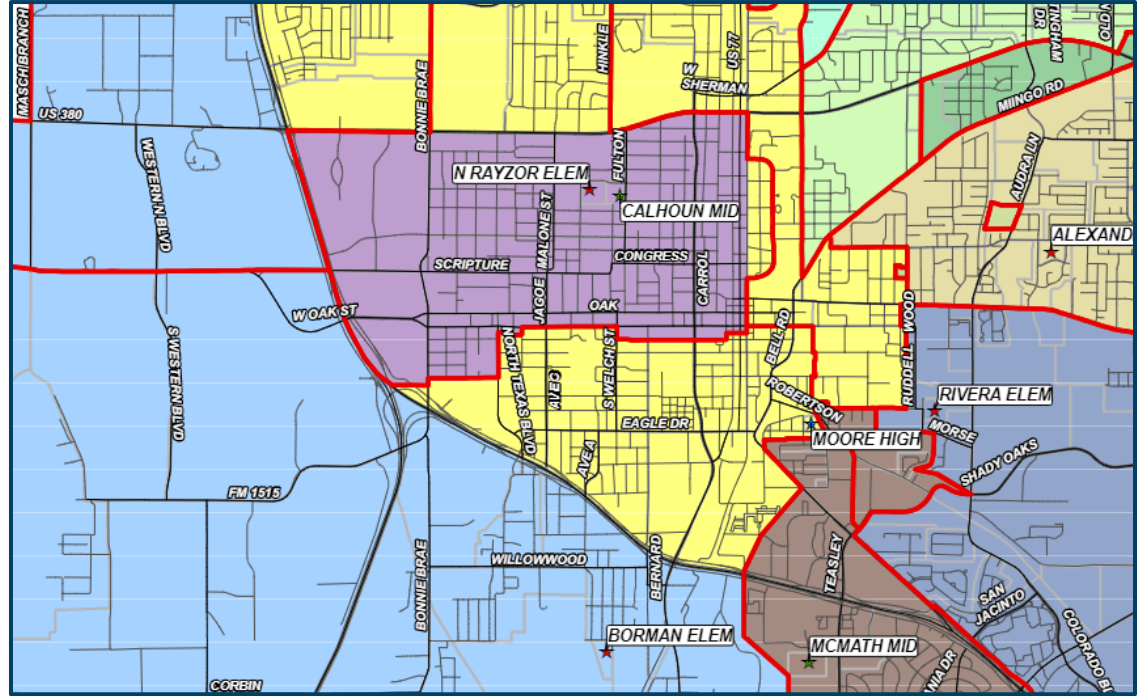




# Proposed Maps

## Newton Rayzor Elementary

The Newton Rayzor Elementary attendance zone is denoted in purple





# Elementary Projections

---

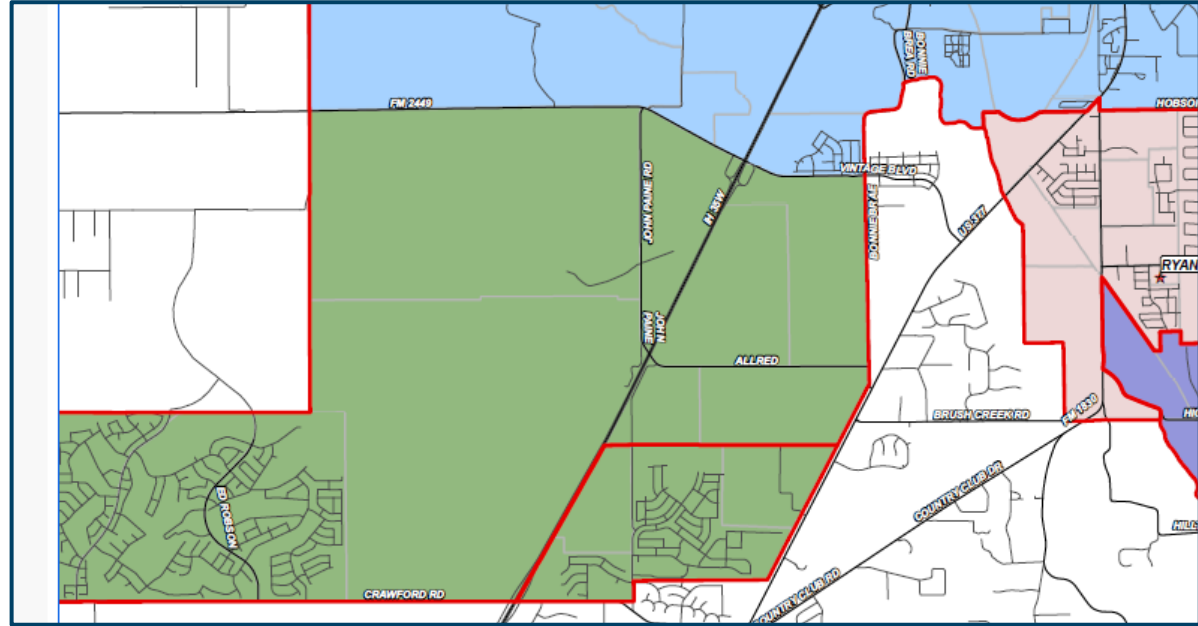


School	Capacity	25/26	26/27	27/28	28/29	29/30
Borman	740	422	492	546	658	695
Evers	740	407	418	424	438	445
Newton Rayzor	740	572	559	563	553	546
Reeves	740	499	520	529	537	547

# Proposed Maps

## EP Rayzor Elementary

The EP Rayzor Elementary attendance zone addition is denoted in green



# Elementary Projections

---

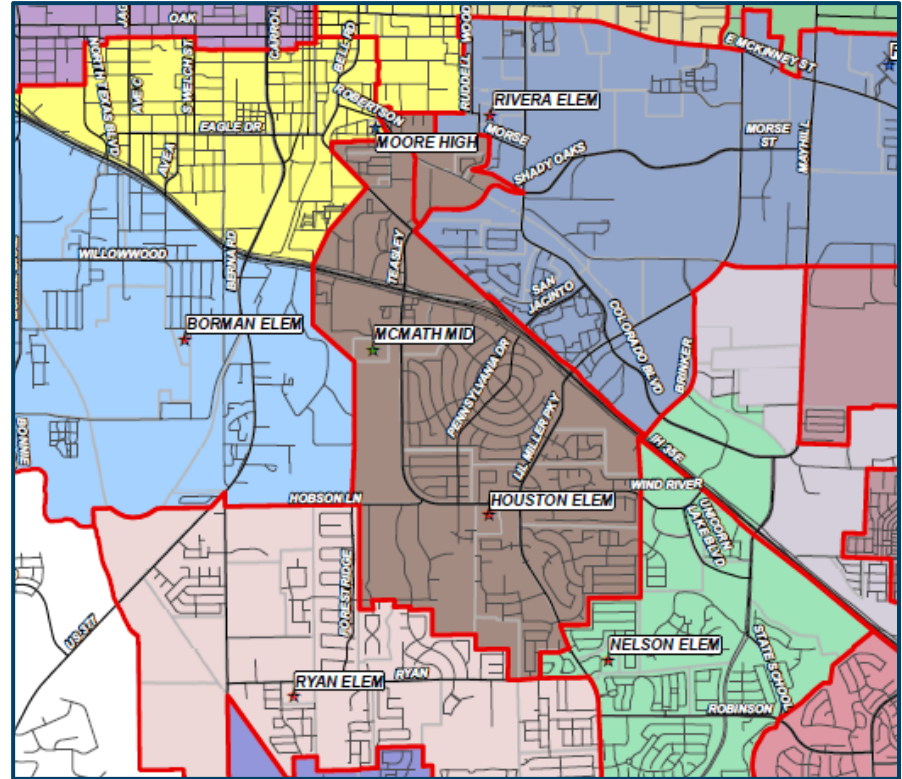


School	Capacity	25/26	26/27	27/28	28/29	29/30
Borman	740	422	492	546	658	695
EP Rayzor	740	545	575	593	659	757

# Proposed Maps

## Houston Elementary

The Houston Elementary attendance zone is denoted in brown



# Elementary Projections

---

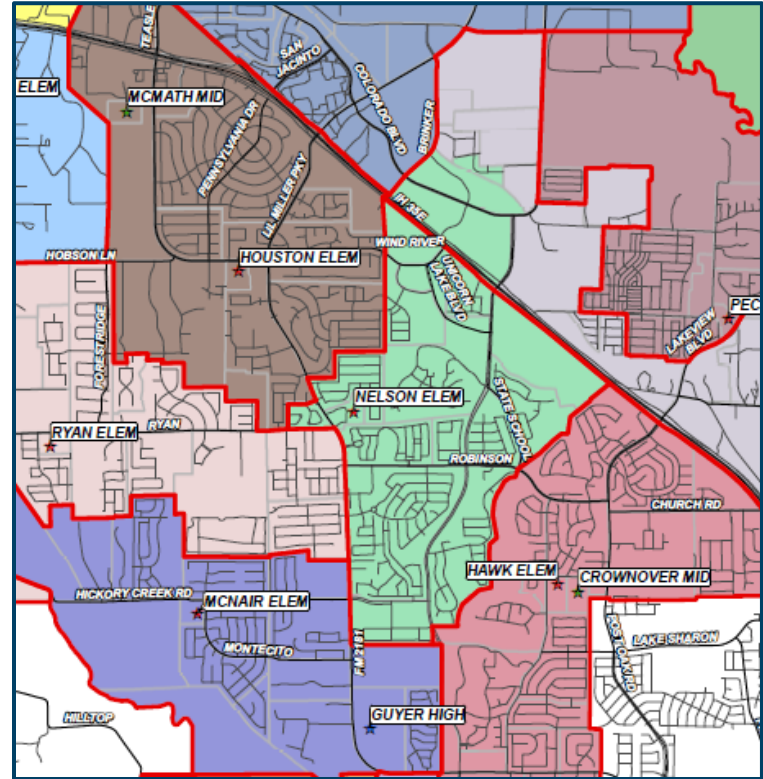


School	Capacity	25/26	26/27	27/28	28/29	29/30
Houston	740	528	516	501	501	503
Shultz	740	645	662	642	637	644

# Proposed Maps

## Nelson Elementary

The Nelson Elementary attendance zone is denoted in mint green





# Elementary Projections

---

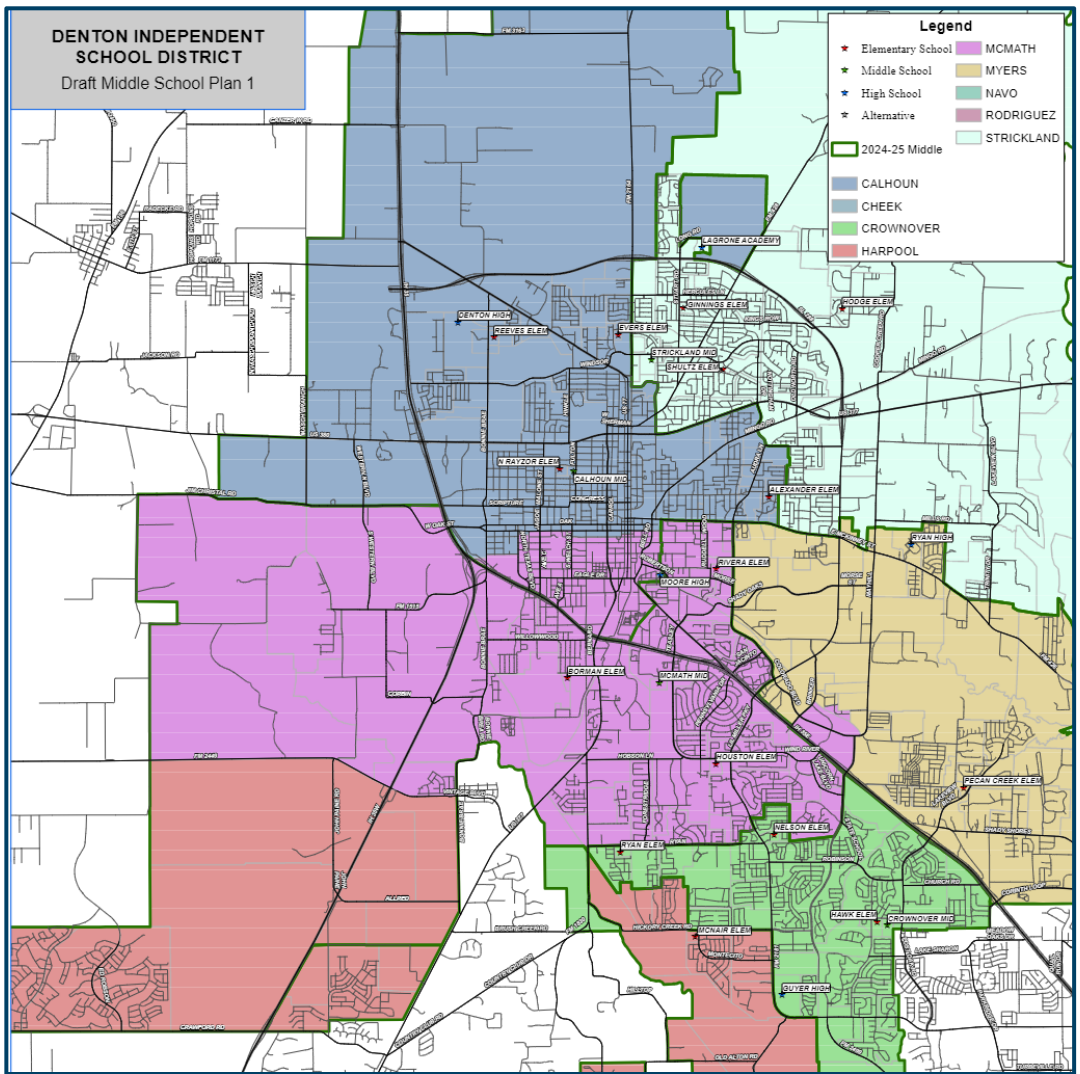


School	Capacity	25/26	26/27	27/28	28/29	29/30
Nelson	740	567	562	554	549	545
Stephens	740	460	535	605	656	611

# Proposed Maps

## Middle Schools

- Calhoun is in blue
- McMath is in purple
- Harpool is in red
- Strickland is in pale green



# Middle School Projections

---



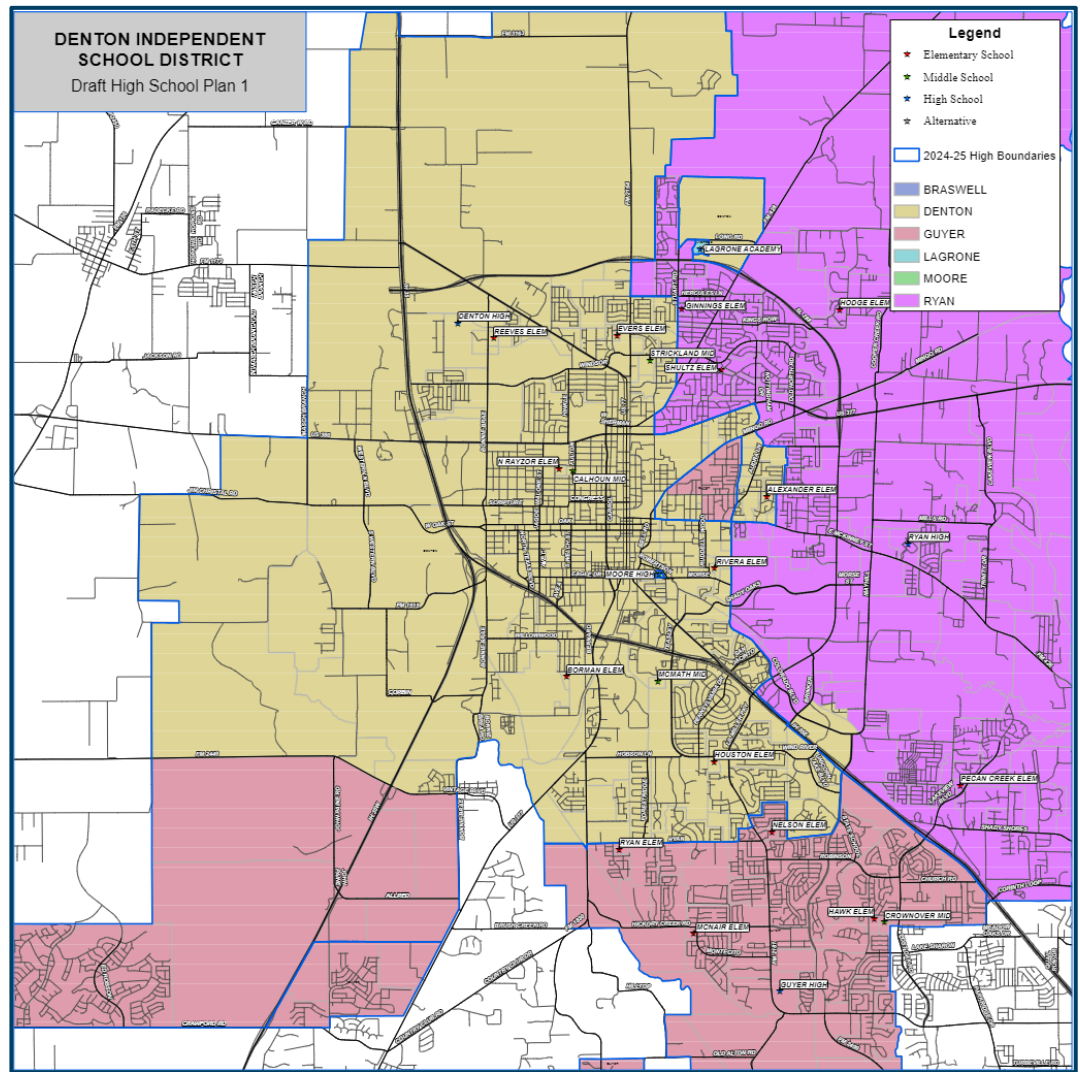
School	Capacity	25/26	26/27	27/28	28/29	29/30
Calhoun	1268	805	862	870	902	892
Harpool	1181	918	917	892	863	893
McMath	1181	673	636	644	681	682
Strickland	1334	979	982	1002	950	968

DENTON INDEPENDENT  
SCHOOL DISTRICT  
Draft High School Plan 1

# Proposed Maps

## High Schools

- Denton HS is in tan
- Ryan HS is in purple
- Guyer HS is in red



# High School Projections

---



School	Capacity	25/26	26/27	27/28	28/29	29/30
Denton	3500	2224	2163	2176	2091	2072
Guyer	3000	2549	2530	2667	2776	2831
Ryan	2340	1983	2006	1997	1959	1892

# Questions?

---



- We highly encourage families to visit [www.dentonisd.org/rezone](http://www.dentonisd.org/rezone) for more information.