

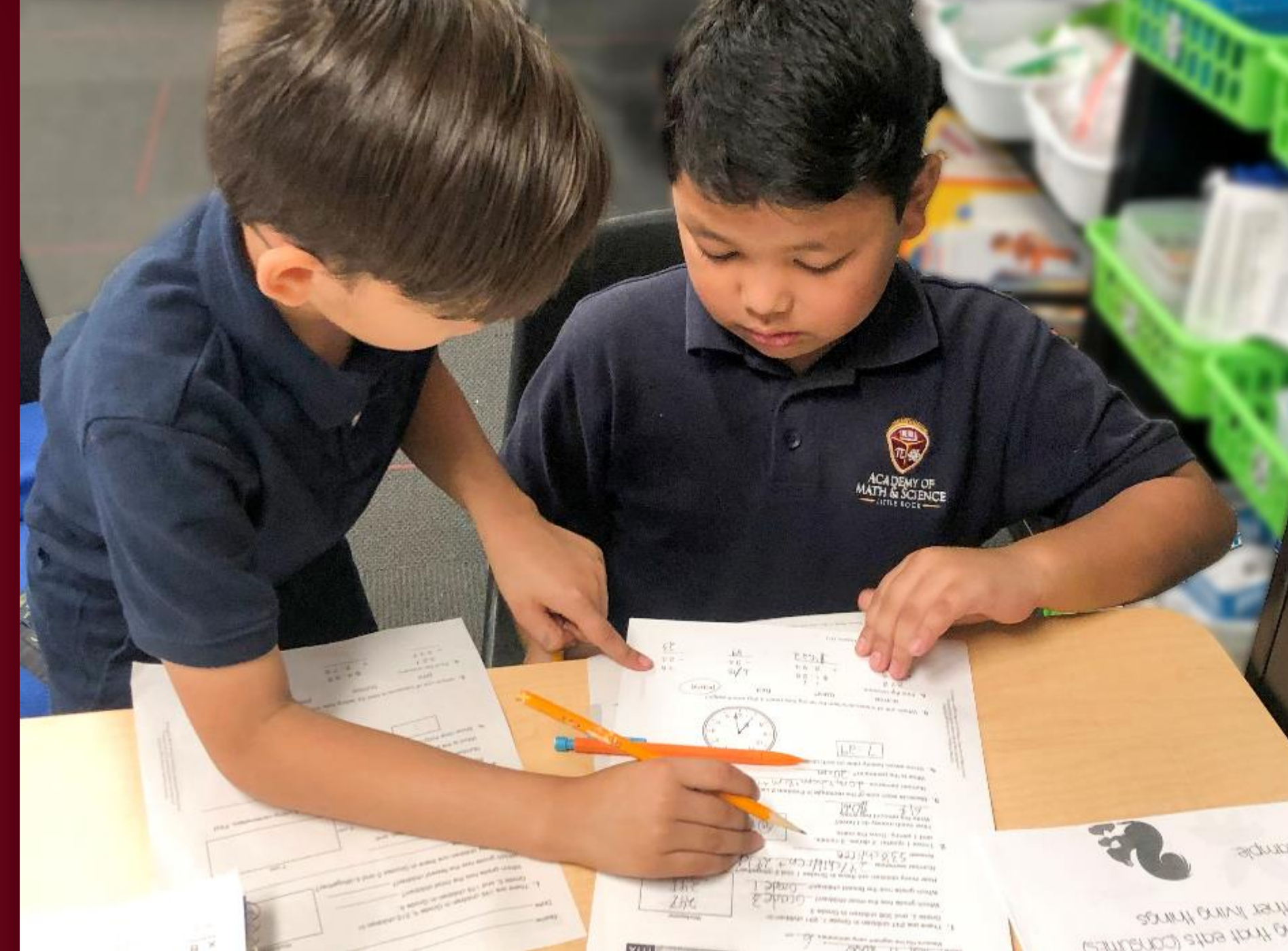
ACADEMIES OF
MATH & SCIENCE

AMS Schools - Arkansas

Charter Authorizing Panel

June 19, 2025

PRESENTED BY: AMS Schools - Arkansas & AMS Impact Group



Agenda



Introduction




AMS Little Rock First Year Update



AMS Little Rock Enrollment Projections



Summary & Q&A



Introduction

AMS Vision, Values, and Objectives

Our **vision** is to provide “The Best Education; The Best Environment.”

We are driven by our **values** to:

- Do Whatever it Takes
- Act with Honor
- Be Vulnerable, Candid, and Kind

Our **objective** is to offer an **excellent education** to economically disadvantaged communities with a clear, demonstrated need for a community school.

A-Rated Schools

Data-driven approach to close academic gaps




Fully Enrolled, Fully Staffed

Excellent service to families and staff

Growth and Development

Student learning growth, staff and leader development





ACADEMY OF MATH & SCIENCE

— LITTLE ROCK —

A Transformation on Stagecoach Road

On August 15, 2023, the Arkansas Department of Education Charter Authorizing Panel approved AMS Little Rock and we began our journey to serve students and families in need out of the closed and abandoned David O'Dodd Elementary School building.

We transformed a building from 1959 into a thriving K-8 charter school that the community can be proud of.

6423 Stagecoach Road is now the proud home of **AMS Little Rock!**



674 Days Later – A Community School

From before the school opened, AMS Little Rock has enjoyed incredible support from students, staff, parents, and community members.

For our 497 students and families, we strive to be a true community school that goes above and beyond providing a quality education.

We're proud to be a part of the Arkansas education community and even more proud to serve our Little Rock community.



AMS Little Rock Demographics

At a glance:

- Total Enrollment: **497**
- Free/Reduced Lunch Eligible: **83%**
- Students w/IEPs: **54**
- English Language Learners: **33**
- Black/African American: **74.8%**
- Hispanic: **14.3%**
- White: **8.7%**



AMS Little Rock Curriculum


We use exclusively High-Quality Instructional Materials (HQIM) vetted by the Arkansas Initiative for Instructional Materials (AIIM).

Specifically:

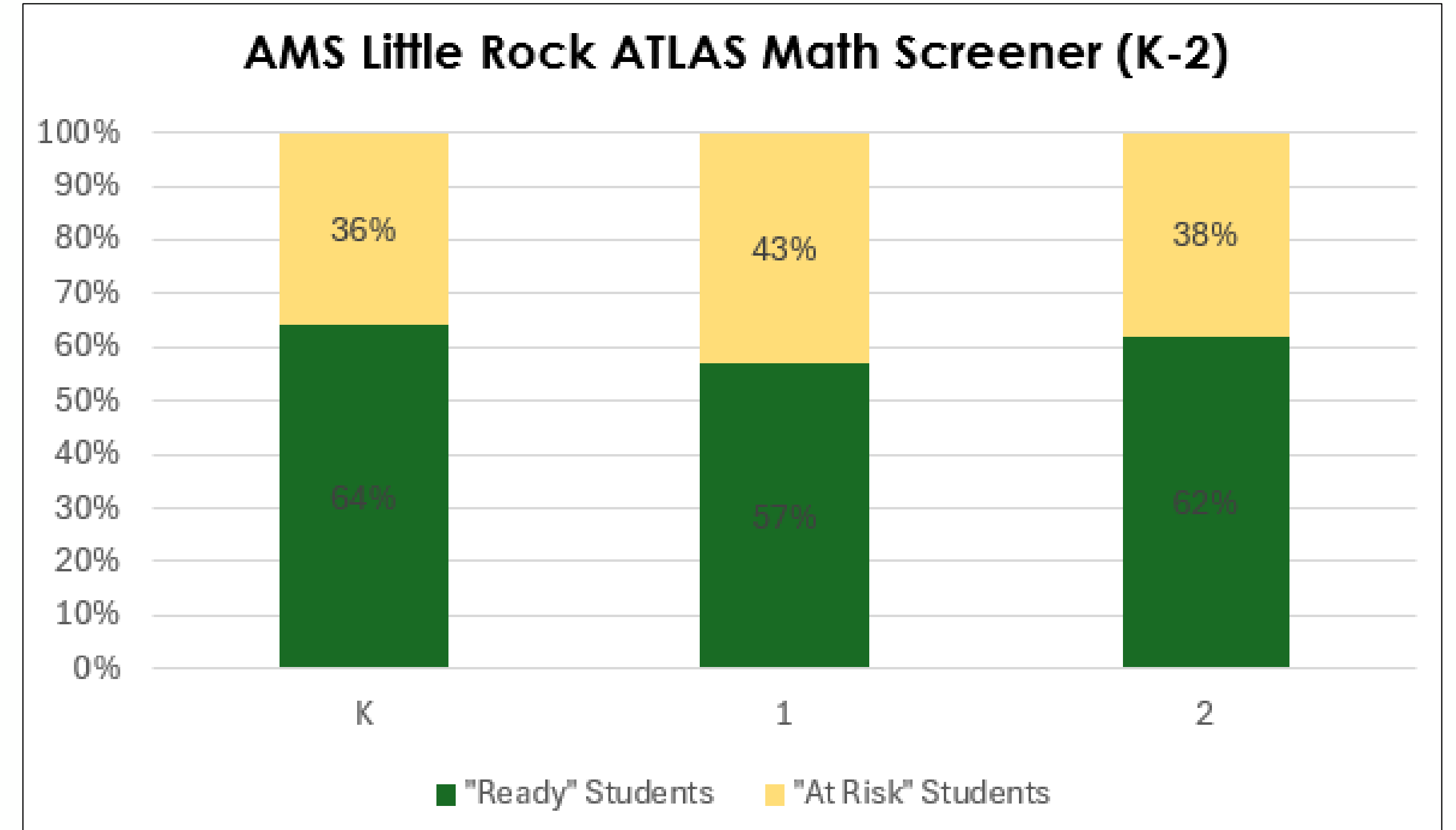
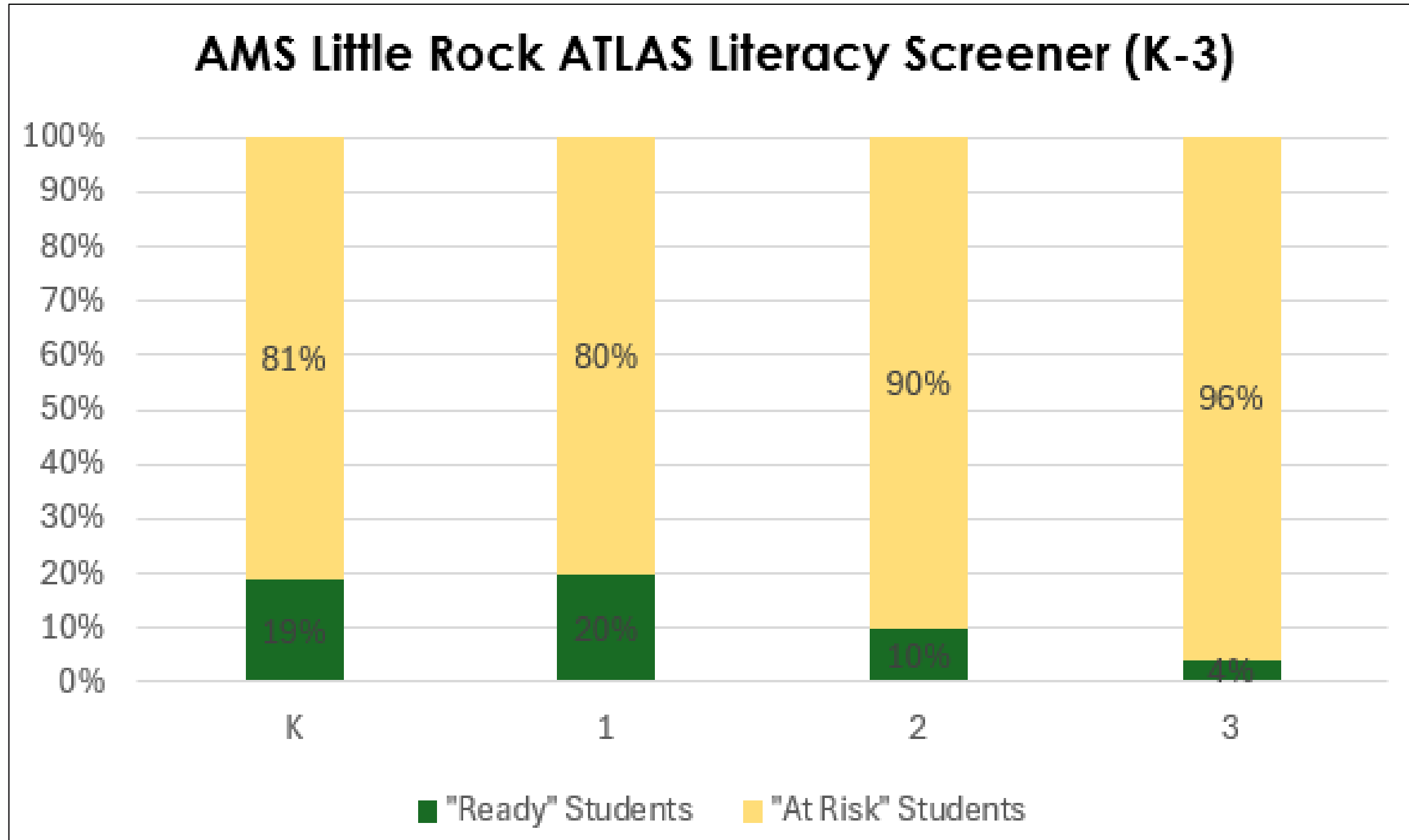
- Amplify Core Knowledge Language Arts (CKLA)
- Amplify ELA
- Amplify Desmos Math
- Amplify Science
- Wilson Reading System

In addition to state approved HQIM materials delivered through excellent instruction (AMS LR has 94% teacher retention this year!), we also:

- Conduct weekly Data Dives in PLCs
- Provide 1-hour daily student intervention blocks
- Offer Afterschool and Saturday tutoring



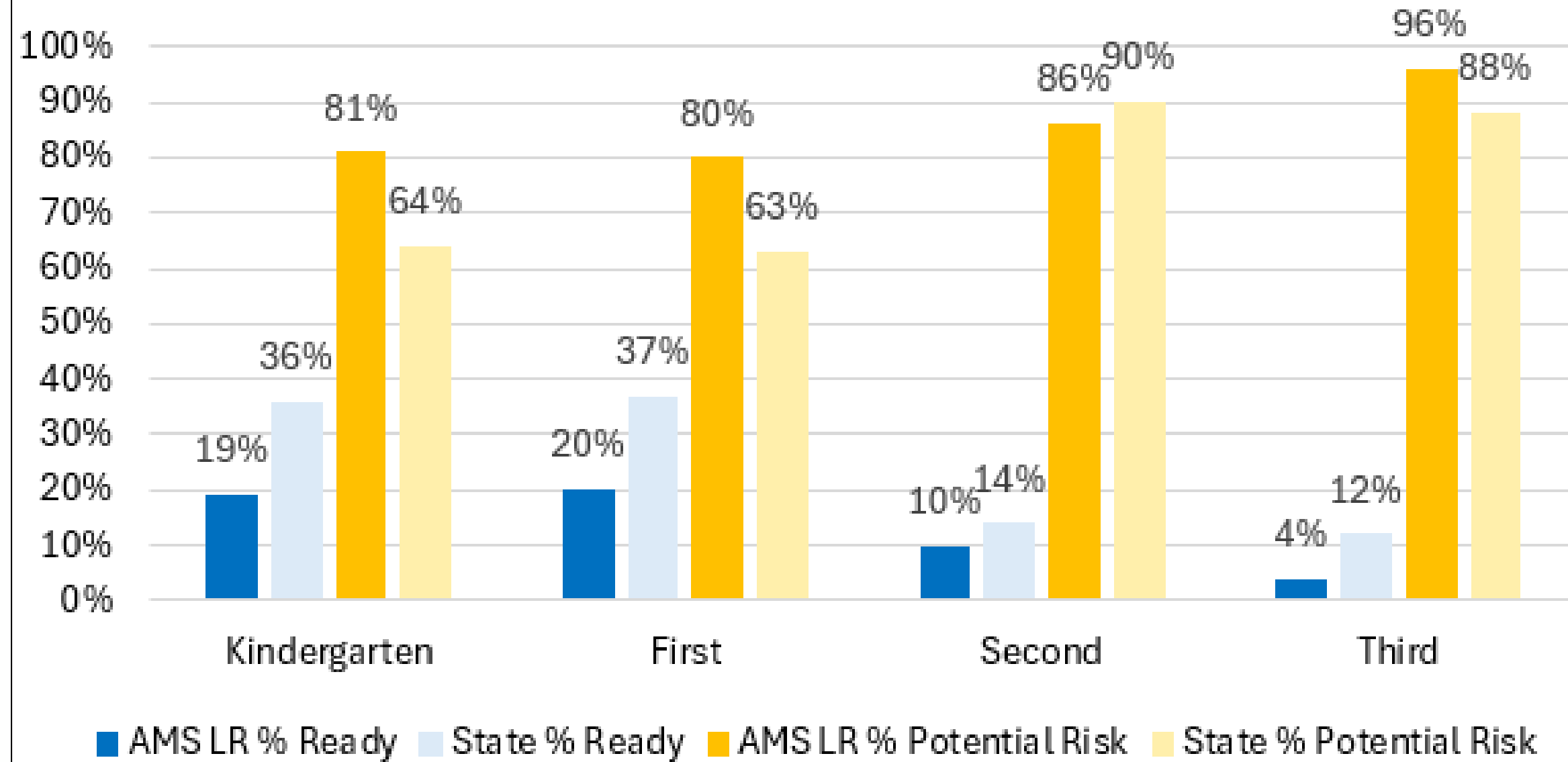
AMS Little Rock ATLAS K-3 Screener Data Start of the School Year (Fall 2024)



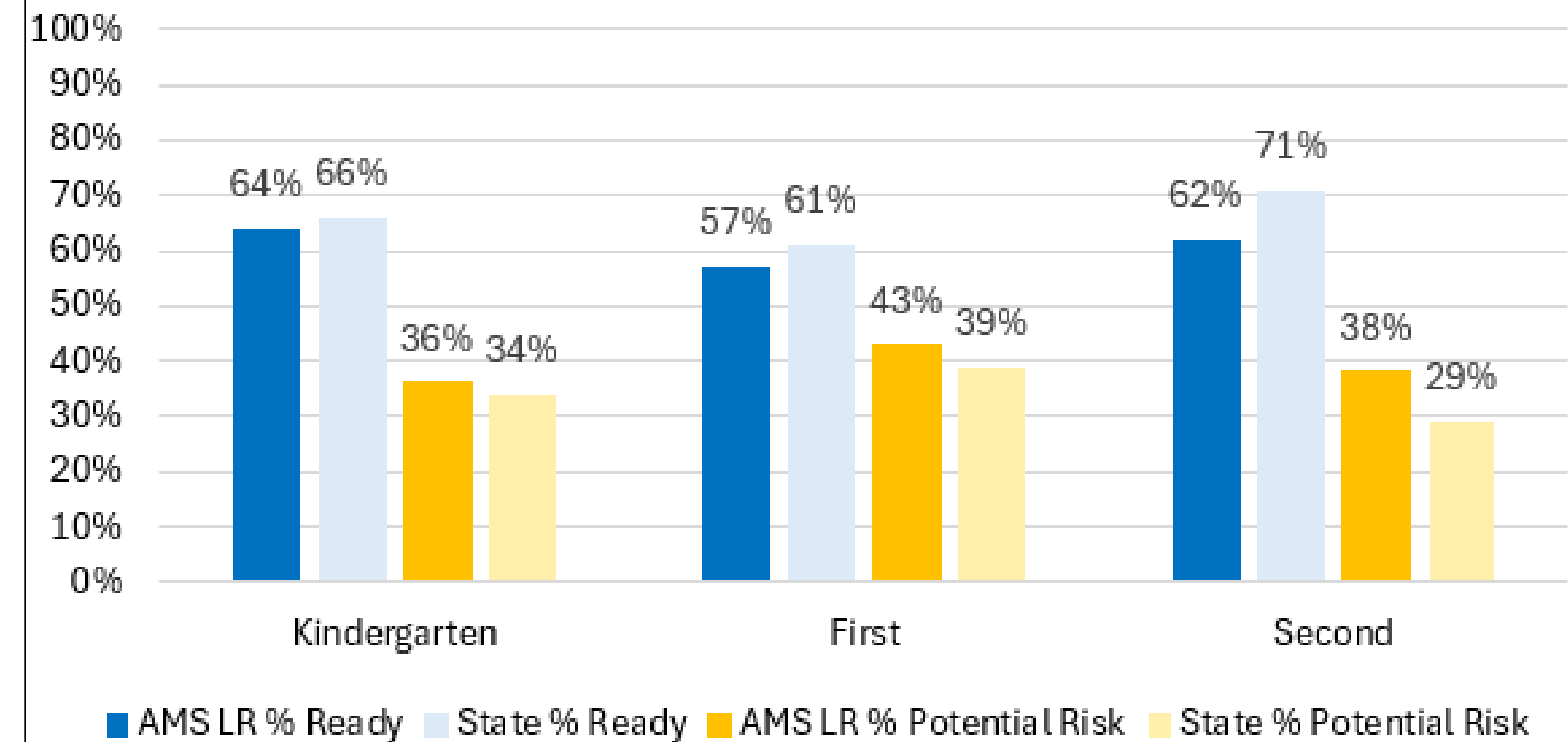
AMS Little Rock ATLAS Interim Comparisons

Start of the School Year (Fall 2024)

ATLAS Literacy Screener AMS-State Comparison
Grades K-3 | Fall 2024

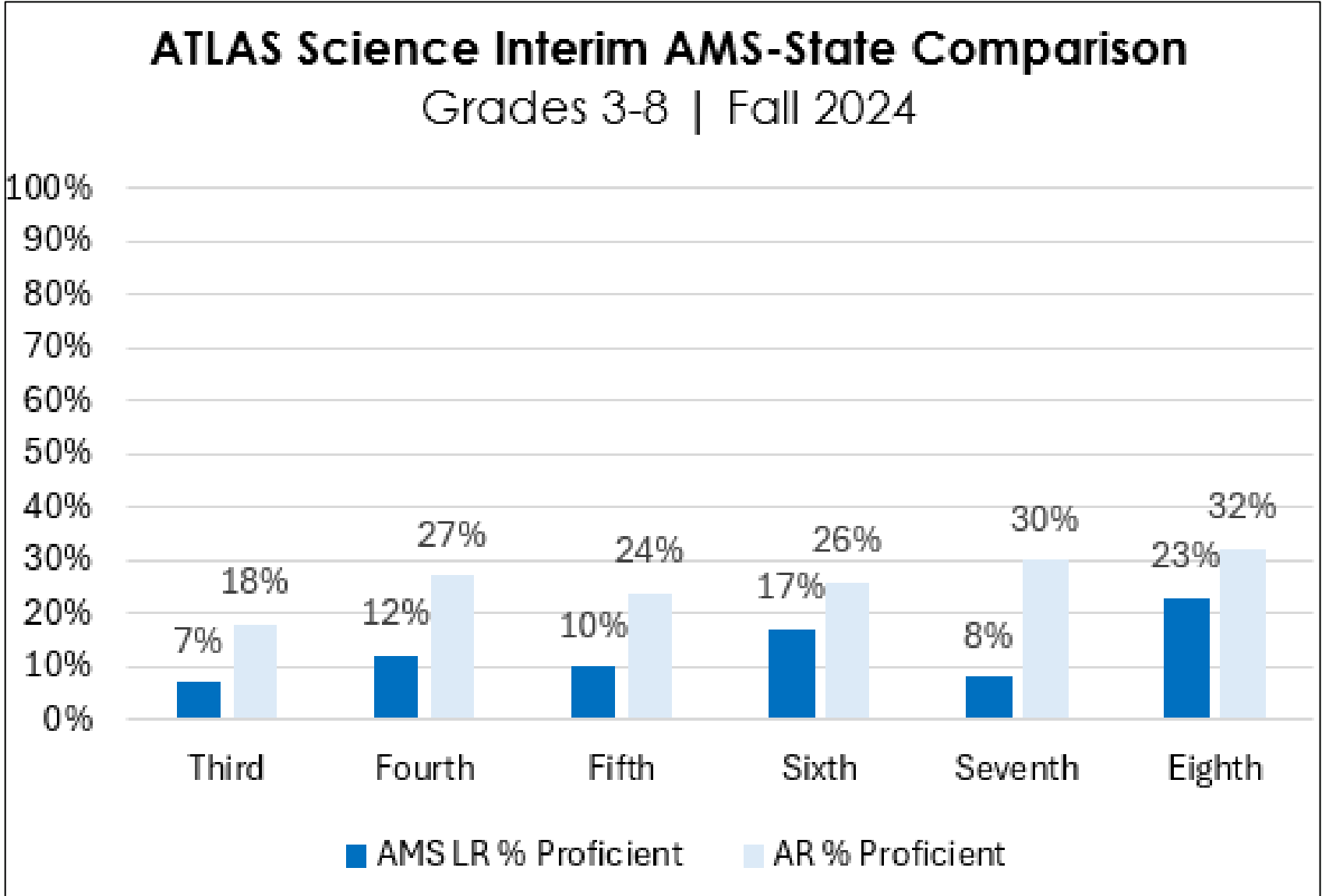
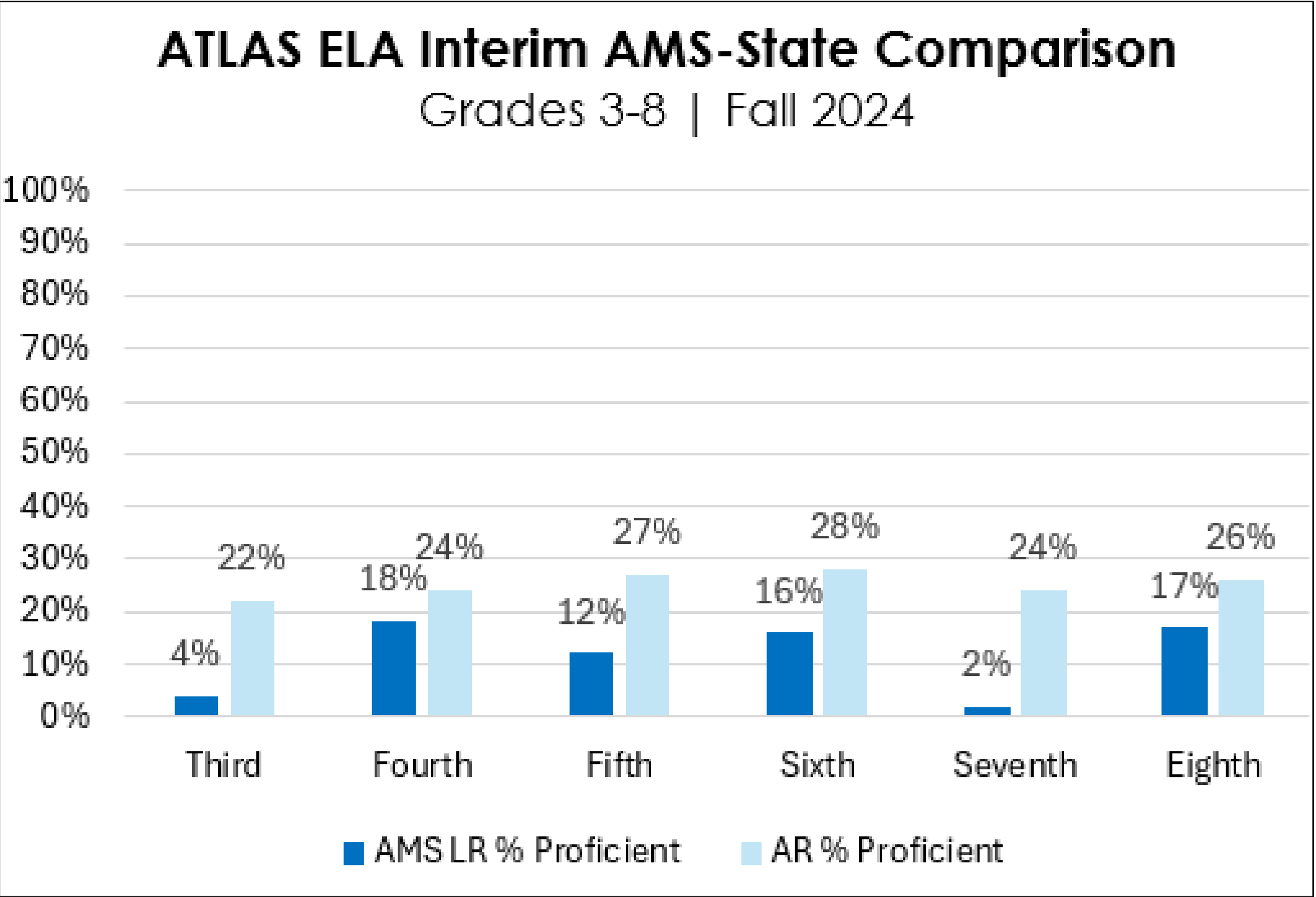
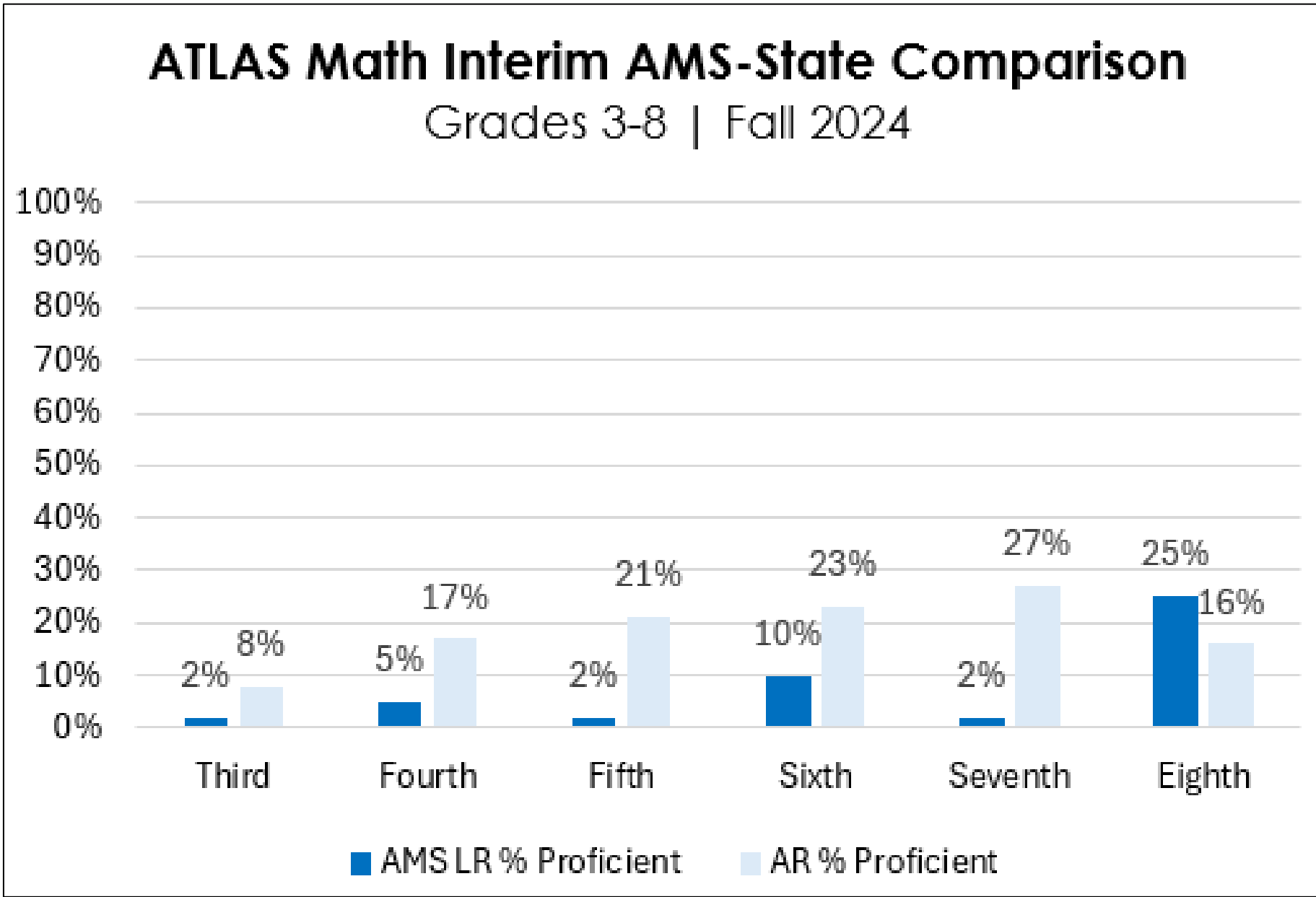


ATLAS Math Screener AMS-State Comparison
Grades K-2 | Fall 2024

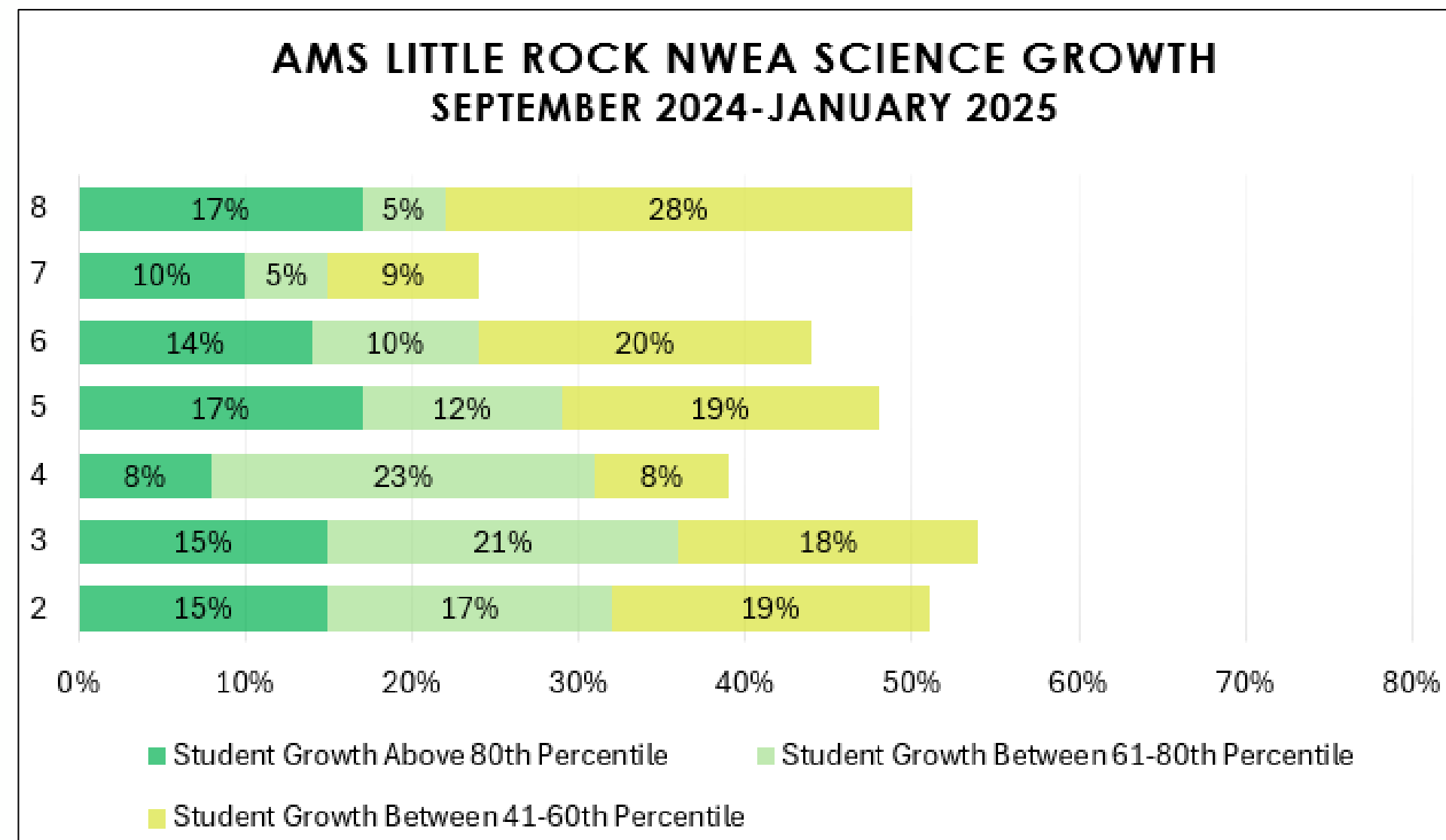
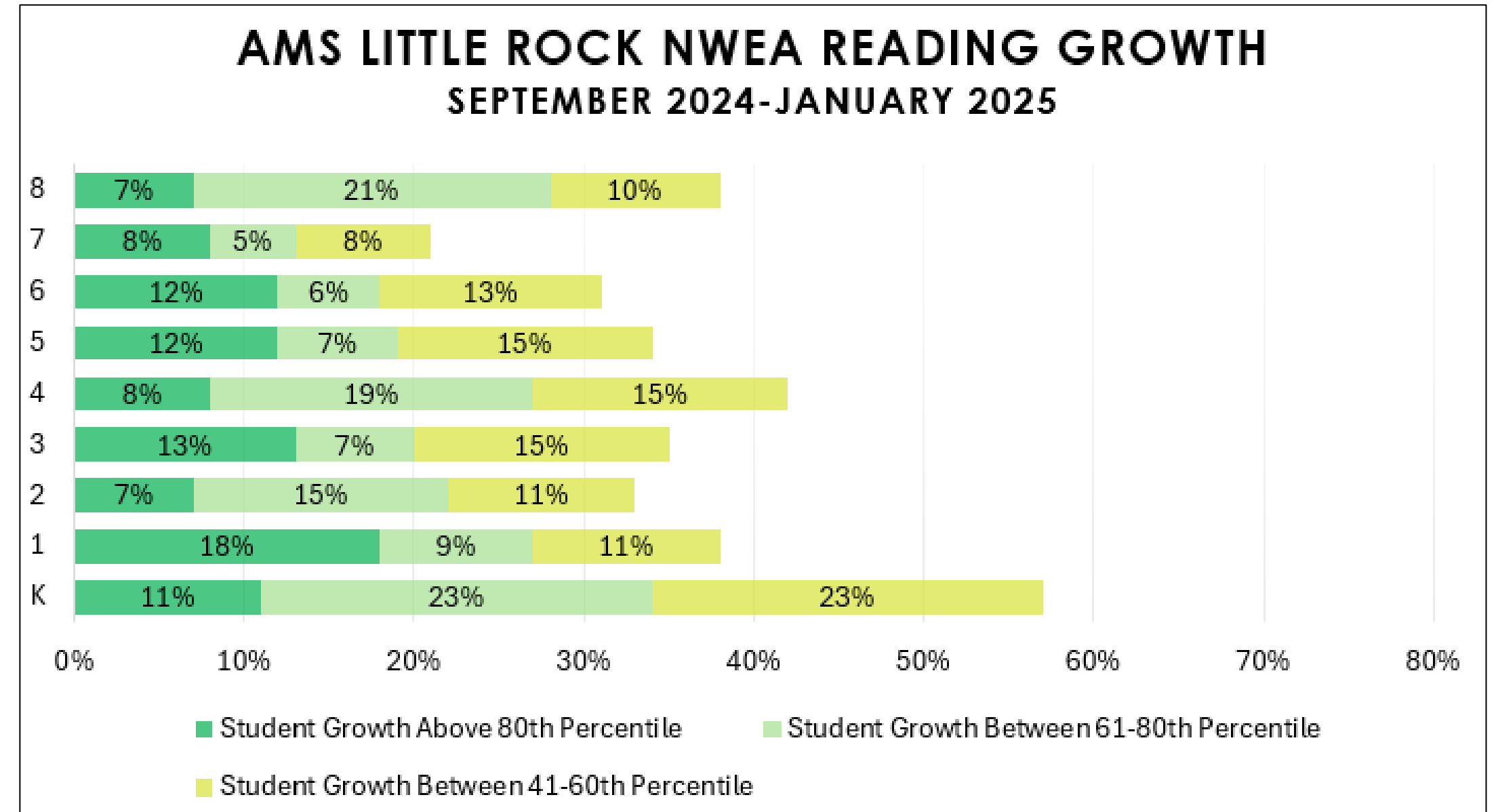
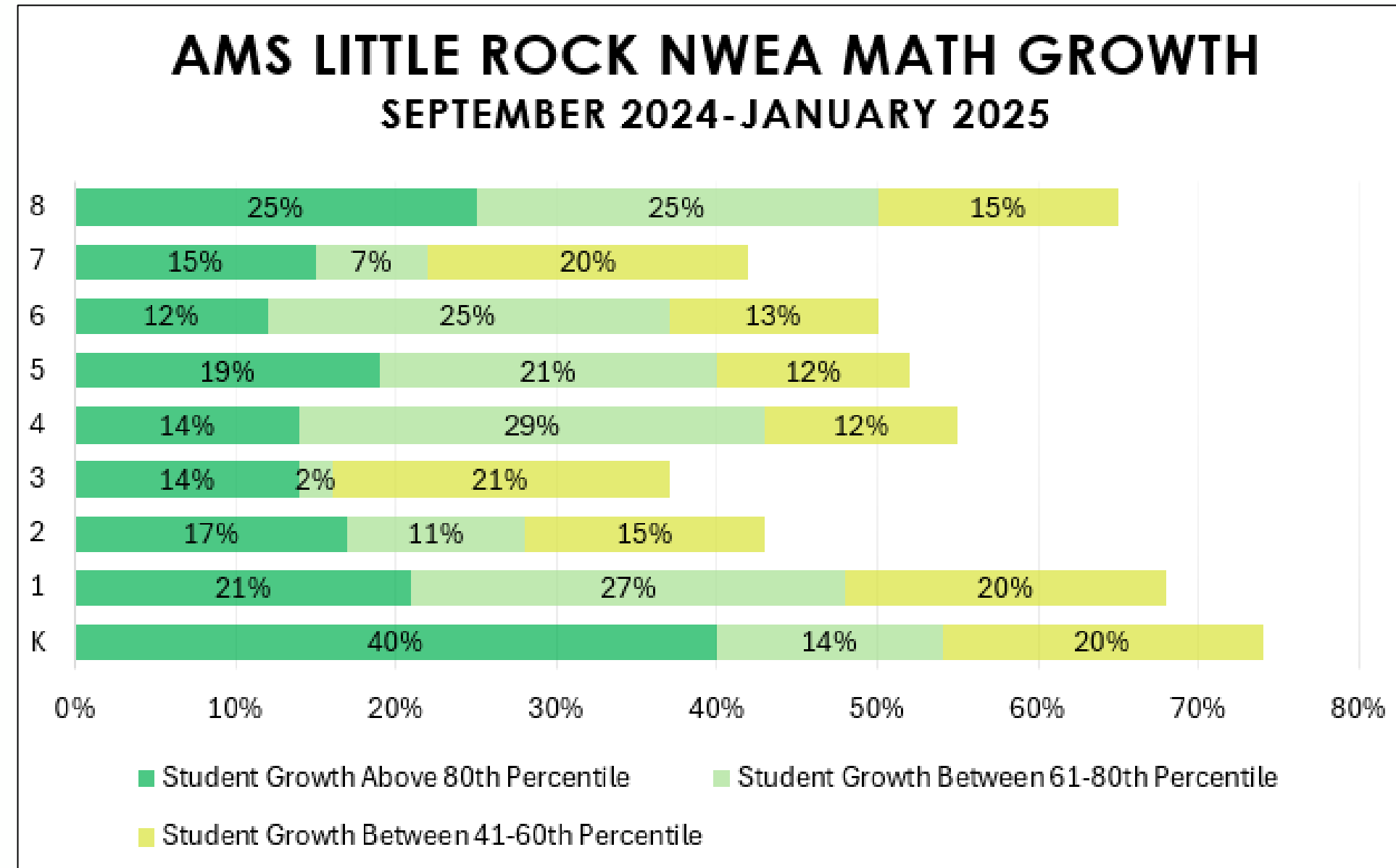


AMS Little Rock ATLAS Interim Comparisons (3-8)

Start of the School Year (Fall 2024)



NWEA MAP Growth Highlights



Clubs & Sports

AMS Little Rock students participate in a wide variety of clubs and sports as part of their well-rounded K-8 experience.

Clubs:

- Cooking Club
- Choir
- Book Club
- Art Club
- Parliament (Student Council)
- Girls Leadership Council
- Crochet
- Beginner Band
- Science Club
- Dungeons & Dragons

Sports:


- Basketball
- Soccer
- Cheerleading
- Dance
- Step Team



Family Engagement

AMS Little Rock families show up! This year, we've hosted:

- Dads on Duty
- Family Flag Football & Basketball
- Monthly Content Nights, including:
 - Math
 - Literacy
 - Social Studies
- Parent-Teacher Conferences
- High School Preview Events
- Career Exploration Events
- Grandparents Day
- Movie Night with Moms
- Winter Music Concert
- Family Valentine's Dance
- Data and Desserts Day
- Owl-O-Ween
- Science Fair Night (Upcoming)
- Holiday Market
- Meet the Teacher Night (943 attendees!)
- MLK Day Parade and Day of Service



Dads take on students in a Dads on Duty basketball game at AMS Little Rock.

Community Involvement

We're proud that AMS Little Rock is committed to their community. So far, we've participated in/facilitated:

- Canned Food Drive
- SWLR Christmas Parade
- Holiday Ribbon Cutting for AMS LR Facilities
- Color Run
- Serve the Rock Event
- Right to Read Event
- Plaza Frida Community Event
- Little Rock School Fair
- Volunteer with Vine and Village Food Pantry
- AMS Holiday Cheer @ Baptist Hospital
- University Career Fairs






Looking Forward

In 2023, we set out to give hundreds of the nearly 12,000 students attending D or F-rated schools near AMS Little Rock a thriving place to learn.

In 2025, we are proud to say that our 497 students are on the right path to success. We're grateful for students, staff, parents, and community members who are now part of the AMS family.

In 2026 and beyond, we are ready to expand our service to even more students and families at AMS Little Rock.




Enrollment Projections

Preparing for Next Year

Ahead of the 2025-2026 school year, we've begun re-enrollment for our current students and made some improvements. Based on feedback from parents that our enrollment system for the 2024-2025 school year was cumbersome to navigate, we've partnered with Enroll Arkansas to use their platform. Specifically designed for Arkansas state systems, we've already received positive feedback from parents enrolling for next year.

As of early May, 418 of 471 (SY25 8th grade is excluded) of our current students have enrolled for the 2025-2026 school year. As a first-year school, so many students and their families signing up for next year gives us tremendous confidence.

89% of current AMS Little Rock students have re-enrolled for 2025-2026.



Enrollment Projections

Looking forward to next year, we’re preparing to serve more students and families. We are seeking **approval for an enrollment cap of 750 students** for the AMS Schools – Arkansas charter. 750 students represents AMS Little Rock’s maximum instructional building capacity.

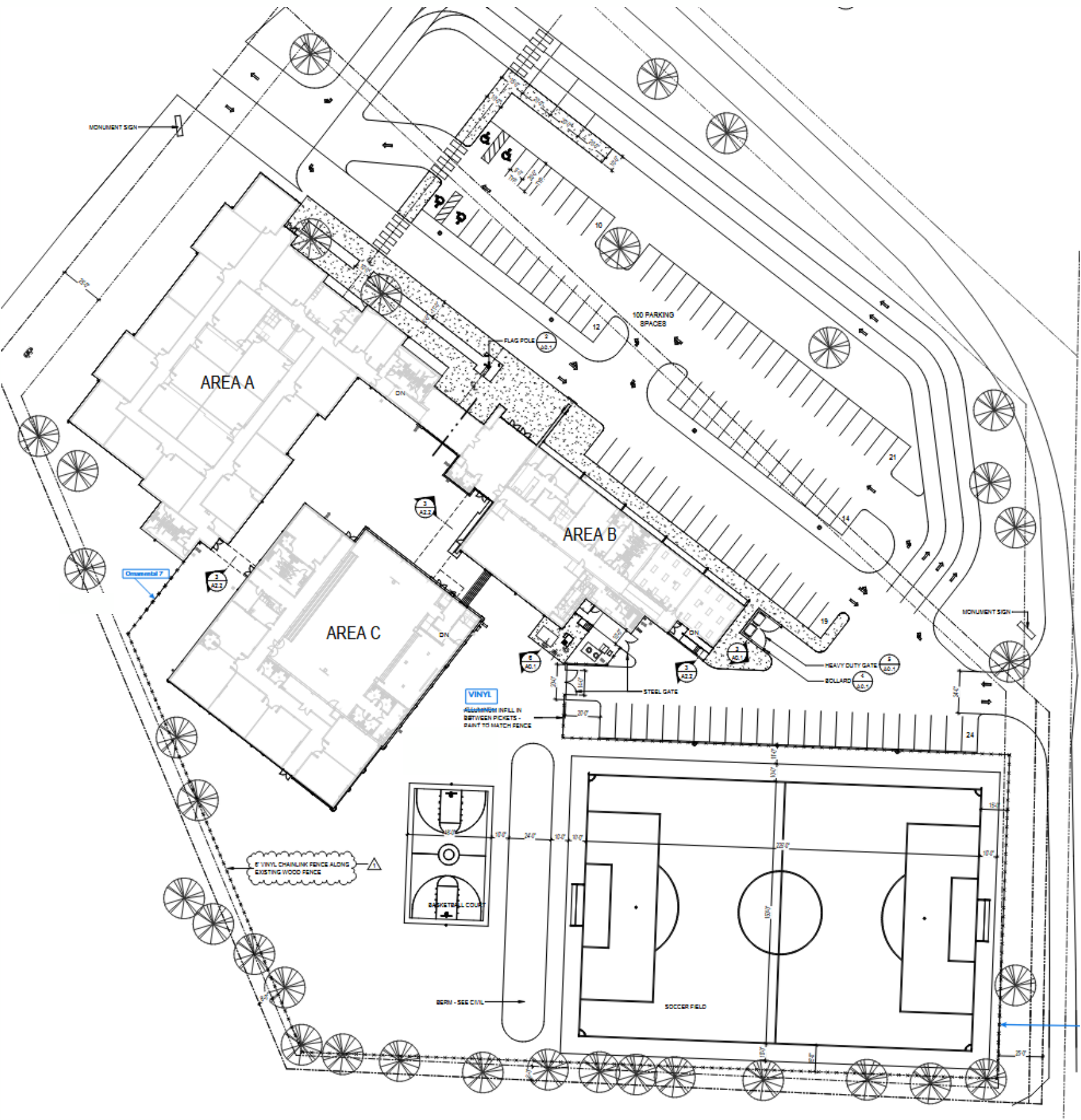
Based on enrollment trends, we are projecting 668 students for the 2025-2026 school year. As of May, we have 322 new student applications and expect around 48% to attend school on day 1.

As a first year school, we expect AMS Little Rock’s historical 48% conversion rate to increase over the summer as families look for new school options. In Arizona, we convert around 68% of the students who receive an offer of enrollment. One of our longest standing schools converts around 84% of the students/families who apply for enrollment.

Here are our month by month projections leading into next year.

AMS Little Rock 2026	Current Students Re-Enrolled	Projected Total New Student Applications	Projected New Student Conversion	Total Enrollment*
May 6, 2025	418 / 471	322	48%	573
June 2025	418 / 471	400	50%	618
July 2025	418 / 471	480	51%	668

*Assuming school started the next day



AMS Little Rock Budget

The following budget proforma displays three budget scenarios:

- Our current FY25 model
- Our projected model
- A maximum enrollment model

AMS Little Rock Budget Proforma							
	FY25	FY26	FY27	FY28	FY26	FY27	FY28
	Current Model	Projected	Projected	Projected	Max	Max	Max
# of Students	476*	651	651	651	750	750	750
# of Staff	50	51	51	51	60	59.9	60
Estimated State Revenue Per Pupil							
	9,634	9,904	10,140	10,289	9,849	10,084	10,232
State Foundation Funding	7,771	8,160	8,362	8,487	8,160	8,362	8,487
Teacher Salary Equalization	185	185	185	185	185	185	185
ESA Funding	1,076	1,103	1,130	1,147	1,103	1,130	1,147
PD Funding	38	38	38	38	38	38	38
Other	565	419	425	432	364	369	375
Estimated Federal Revenue Per Pupil							
	3,686	1,563	1,600	1,624	1,576	1,600	1,624
Revenue	6,374,945	7,464,240	7,644,485	7,759,152	8,541,807	8,735,904	8,866,943
Federal	1,754,387	1,017,653	1,041,576	1,057,199	1,182,238	1,199,972	1,217,972
State	4,440,062	6,261,091	6,412,270	6,508,454	7,171,747	7,345,293	7,455,472
Other	180,496	185,496	190,639	193,499	187,822	190,639	193,499
Total Revenue	6,374,945	7,464,240	7,644,485	7,759,152	8,541,807	8,735,904	8,866,943
Expenditures							
Salary & Benefits	2,338,371	3,304,986	3,364,453	3,423,331	3,863,180	3,930,785	3,999,574
Prof Tech & Other Services	800,983	808,190	826,290	840,635	1,147,523	1,172,701	1,192,392
Building Lease	1,811,948	1,896,225	2,081,225	2,110,500	1,896,225	2,081,225	2,110,500
Building Services	723,245	727,106	699,691	711,020	773,715	746,390	758,405
Supplies and Materials	332,667	294,043	299,183	303,301	314,322	319,632	323,750
Other Expenditures	36,017	45,634	46,471	47,324	46,886	47,754	48,640
Total Expenditures	6,043,231	7,076,184	7,317,314	7,436,111	8,041,851	8,298,487	8,433,261
Year End Balance	331,714	388,056	327,171	323,041	499,956	437,417	433,682

*476 students is based on a state funding mid-year data capture. Total enrollment in May 2025 is 497 students.

Thank You!

