



	A	B	C	D	E	F	G	H	I
51	RENTAL DRIVER'S ED-HS					0.00	0.00	0.00	0.00
52	CONT-SERV-COMPUTERS-HS					26,510.00	250.00	0.00	26,260.00
53	CONT SERV-COMPUTERS-HS ALLOTMENT					22,000.00	0.00	0.00	22,000.00
54	CONT-SERV-COMPUTERS-HS-ST COMP					490.00	490.00	0.00	0.00
55	CONT SERV-COMPUTERS-MS					26,510.00	0.00	0.00	26,510.00
56	CONT SERV-COMPUTERS-MS-ST COMP					490.00	490.00	0.00	0.00
57	CONT SERV-COMPUTERS-PS					27,000.00	0.00	0.00	27,000.00
58	CONT SERV-COMPUTERS-PS ESL					0.00	0.00	0.00	0.00
59	CONT SERV-COMPUTERS-PS-ST COMP					0.00	0.00	0.00	0.00
60	CONT SERV-COMPUTERS- ES					25,000.00	0.00	0.00	25,000.00
61	CONT SERV-COMPUTERS-ES-ESL					0.00	0.00	0.00	0.00
62	CONT SERV-COMPUTERS-ES-ST COMP					0.00	0.00	0.00	0.00
63	CONT SERV-TECHNOLOGY-HS					5,000.00	160.20	150.00	4,689.80
64	CONT SERV-TECHNOLOGY-MS					5,000.00	160.20	0.00	4,839.80
65	CONT SERV-TECHNOLOGY-PS					5,000.00	210.20	130.00	4,659.80
66	CONT SERV-TECHNOLOGY-ES					5,000.00	160.20	0.00	4,839.80
67	TOTAL					232,032.00	68,442.68	1,668.00	161,921.32
68									
69	INST SUPPLIES-HS					14,000.00	2,126.97	11,612.25	260.78
70	INST SUPPLIES-HS-G/T					100.00	0.00	0.00	100.00
71	INST SUPPLIES-HS-ESL					300.00	0.00	0.00	300.00
72	INST SUPPLIES-HS-ST COMP					2,500.00	273.69	0.00	2,226.31
73	INST SUPPLIES-HS-ENTENDED DAY					2,000.00	0.00	0.00	2,000.00
74	INST SUPPLIES-HS ALLOTMENT					10,000.00	17.50	0.00	9,982.50
75	INST SUPPLIES-MS					12,500.00	3,013.75	2,449.00	7,037.25
76	INST SUPPLIES-MS-G/T					100.00	0.00	0.00	100.00
77	INST SUPPLIES-MS-ESL					300.00	0.00	0.00	300.00
78	INST SUPPLIES-MS-ST COMP					2,000.00	133.48	0.00	1,866.52
79	INST SUPPLIES-MS-EXTENDED DAY					1,500.00	0.00	0.00	1,500.00
80	INST SUPPLIES-PS					18,000.00	2,565.53	1,079.60	14,354.87
81	INST SUPPLIES-PS-G/T					200.00	0.00	0.00	200.00
82	INST SUPPLIES-PS-ESL					300.00	0.00	0.00	300.00
83	INST SUPPLIES-PS-ST COMP					1,000.00	0.00	0.00	1,000.00
84	INST SUPPLIES-PS-AFTER SCHOOL					2,000.00	0.00	0.00	2,000.00
85	INST SUPPLIES-ES					18,000.00	2,959.46	2,429.10	12,611.44
86	INST SUPPLIES-ES-G/T					1,960.00	1,959.65	0.00	0.35
87	INST SUPPLIES-ES-ESL					300.00	63.36	0.00	236.64
88	INST SUPPLIES-ES-ST COMP					2,000.00	0.00	0.00	2,000.00
89	INST SUPPLIES-ES-AFTER SCHOOL					2,000.00	0.00	1,198.96	801.04
90	SUMMER SCHOOL SUPPLIES					0.00	0.00	0.00	0.00
91	SUPPLIES-DISTRICT					0.00	0.00	0.00	0.00
92	GENERAL SUPPLIES-HS					10,000.00	0.00	0.00	10,000.00
93	GENERAL SUPPLIES-MS					5,000.00	0.00	0.00	5,000.00
94	GENERAL SUPPLIES-PS					5,000.00	0.00	0.00	5,000.00
95	GENERAL SUPPLIES-ES					3,340.00	0.00	0.00	3,340.00
96	ENGLISH-HS					1,000.00	0.00	0.00	1,000.00
97	ENGLISH-MS					500.00	0.00	0.00	500.00
98	SPEECH-HS					100.00	0.00	26.40	73.60
99	SPEECH-MS					200.00	0.00	0.00	200.00

	A	B	C	D	E	F	G	H	I
100	JOURNALISM-HS					500.00	200.00	0.00	300.00
101	JOURNALISM-MS					0.00	0.00	0.00	0.00
102	DRAMA-HS					4,000.00	128.91	344.24	3,526.85
103	DRAMA-MS					250.00	0.00	0.00	250.00
104	READING-MS					750.00	0.00	0.00	750.00
105	SPANISH-HS					250.00	0.00	0.00	250.00
106	BAND-HS					5,000.00	2,121.87	831.41	2,046.72
107	CHOIR-HS					1,000.00	0.00	301.30	698.70
108	BAND-MS					4,000.00	1,114.76	457.12	2,428.12
109	CHOIR-MS					1,000.00	0.00	301.29	698.71
110	HISTORY-HS					500.00	17.50	0.00	482.50
111	HISTORY-MS					500.00	0.00	0.00	500.00
112	MATH-HS					750.00	0.00	0.00	750.00
113	MATH-MS					750.00	188.80	0.00	561.20
114	ART-HS					1,000.00	0.00	0.00	1,000.00
115	ART-MS					1,000.00	162.19	0.00	837.81
116	ART-PS					1,000.00	0.00	0.00	1,000.00
117	ART-ES					1,000.00	963.38	0.00	36.62
118	SCIENCE-HS					4,000.00	1,809.05	82.49	2,108.46
119	SCIENCE-MS					2,000.00	444.79	42.74	1,512.47
120	MUSIC-PS					1,000.00	0.00	0.00	1,000.00
121	MUSIC-ES					1,000.00	0.00	0.00	1,000.00
122	PE-HS					1,000.00	0.00	0.00	1,000.00
123	PE-MS					750.00	0.00	0.00	750.00
124	PE-PS					1,000.00	143.85	794.54	61.61
125	PE-ES					750.00	612.68	0.00	137.32
126	INST HEALTH-HS					125.00	0.00	0.00	125.00
127	PHOTOGRAPHY-HS					0.00	0.00	0.00	0.00
128	DRIVER'S ED-HS					0.00	0.00	0.00	0.00
129	BUSINESS DEPT-HS					1,000.00	0.00	0.00	1,000.00
130	KEYBOARDING-MS					500.00	0.00	0.00	500.00
131	HEALTH-HS					0.00	0.00	0.00	0.00
132	SIXTH GRADE-MS					0.00	0.00	0.00	0.00
133	PRE-K-PS					1,000.00	132.35	0.00	867.65
134	KINDERGARTEN-PS					6,000.00	2,013.33	211.00	3,775.67
135	FIRST GRADE-PS					6,000.00	1,190.70	0.00	4,809.30
136	SECOND GRADE-PS					6,000.00	460.96	0.00	5,539.04
137	HEAD START-PS					500.00	23.64	0.00	476.36
138	THIRD GRADE-ES					6,000.00	372.00	20.00	5,608.00
139	FOURTH GRADE-ES					6,000.00	556.31	0.00	5,443.69
140	FIFTH GRADE-ES					6,000.00	966.98	24.00	5,009.02
141	COMPUTER LAB-MS					500.00	0.00	0.00	500.00
142	COMPUTER LAB-PS					1,000.00	0.00	0.00	1,000.00
143	COMPUTER LAB-ES					1,000.00	838.36	0.00	161.64
144	CAREER & TECH-HS					0.00	0.00	0.00	0.00
145	VO AGRICULTURE-HS					2,000.00	218.03	566.81	1,215.16
146	HOMEMAKING-HS					2,000.00	1,266.71	0.00	733.29
147	AUTO MECH-HS					2,000.00	564.47	463.93	971.60
148	D E -HS					750.00	0.00	0.00	750.00
149	SPEECH THERAPHY-PS					0.00	0.00	0.00	0.00
150	SPEECH THERAPHY-ES					0.00	0.00	0.00	0.00

	A	B	C	D	E	F	G	H	I
151	CONTENT MASTERY-HS					0.00	0.00	0.00	0.00
152	SPECIAL ED-HS					2,250.00	38.28	0.00	2,211.72
153	SPECIAL ED-MS					2,000.00	0.00	100.00	1,900.00
154	SPECIAL ED-PS					1,000.00	477.55	0.00	522.45
155	SPECIAL ED-ES					2,000.00	848.63	0.00	1,151.37
156	SUPPLIES-HS-SCIENCE-RENOVATIONS					0.00	0.00	0.00	0.00
157	SUPPLIES-TECHNOLOGY-HS**					10,000.00	4,703.88	1,924.00	3,372.12
158	SUPPLIES-TECHNOLOGY-MS**					10,000.00	4,324.73	5,698.00	(22.73)
159	SUPPLIES-TECHNOLOGY-PS**					10,000.00	3,685.08	2,442.00	3,872.92
160	SUPPLIES-TECHNOLOGY-ES**					10,000.00	3,884.22	1,850.00	4,265.78
161	TOTAL					246,575.00	47,587.38	35,250.18	163,737.44
162									
163	GENERAL TRAVEL-HS					2,500.00	0.00	0.00	2,500.00
164	TRAVEL-BUSINESS-HS					0.00	0.00	0.00	0.00
165	TRAVEL-DRAFTING-HS					0.00	0.00	0.00	0.00
166	TRAVEL-VO AG-HS					5,000.00	418.81	0.00	4,581.19
167	TRAVEL-HOMEMAKING-HS					1,000.00	88.00	0.00	912.00
168	TRAVEL-AUTO MECH-HS					0.00	0.00	0.00	0.00
169	TRAVEL-DE-HS					1,000.00	0.00	0.00	1,000.00
170	TRAVEL-SP ED-NON EMPLOYEE					2,718.00	0.00	0.00	2,718.00
171	FEE/DUES-ES					0.00	0.00	0.00	0.00
172	GRADUATION EXPENSE					2,500.00	0.00	0.00	2,500.00
173	TOTAL					14,718.00	506.81	0.00	14,211.19
174									
175	VECHILE-VO AG					0.00	0.00	0.00	0.00
176	EQUIP/FURN>5,000-VO AG					0.00	0.00	0.00	0.00
177	FURN/EQUIP-HS					8,092.98	0.00	0.00	8,092.98
178	FURN/EQUIP-C/T					741.58	741.58	0.00	0.00
179	FURN/EQUIP-HS ALLOTMENT					10,000.00	0.00	0.00	10,000.00
180	FURN/EQUIP-MS					10,500.00	0.00	0.00	10,500.00
181	FURN/EQUIP-MS-ST COMP					0.00	0.00	0.00	0.00
182	FURN/EQUIP-PS					8,031.00	0.00	0.00	8,031.00
183	FURN/EQUIP-ES					2,816.63	0.00	0.00	2,816.63
184	FURN/EQUIP-DISTRICT WIDE					50,000.00	0.00	0.00	50,000.00
185	FURN/EQUIP-HS-ENGLISH					0.00	0.00	0.00	0.00
186	FURN/EQUIP-DRAMA					0.00	0.00	0.00	0.00
187	FURN/EQUIP-MS-READING					0.00	0.00	0.00	0.00
188	FURN/EQUIP-SPANISH					0.00	0.00	0.00	0.00
189	BAND INSTRUMENTS-HS					695.00	695.00	0.00	0.00
190	FURN/EQUIP-HS CHOIR					0.00	0.00	0.00	0.00
191	BAND INSTRUMENTS-MS					0.00	0.00	0.00	0.00
192	FURN/EQUIP-HS HISTORY					0.00	0.00	0.00	0.00
193	FURN/EQUIP-MS-HISTORY					0.00	0.00	0.00	0.00
194	FURN/EQUIP-HS-MATH					0.00	0.00	0.00	0.00
195	FURN/EQUIP-HS-ART					0.00	0.00	0.00	0.00
196	FURN/EQUIP-HS-SCIENCE					0.00	0.00	0.00	0.00
197	FURN/EQUIP-MS-SCIENCE					0.00	0.00	0.00	0.00
198	FURN/EQUIP-PS-MUSIC					0.00	0.00	0.00	0.00
199	FURN/EQUIP-ES-MUSIC					0.00	0.00	0.00	0.00
200	FURN/EQUIP-PS-PE					0.00	0.00	0.00	0.00
201	FURN/EQUIP-ES-PE					0.00	0.00	0.00	0.00

	A	B	C	D	E	F	G	H	I
202	FURN/EQUIP-KEYBOARDING-MS					0.00	0.00	0.00	0.00
203	FURN/EQUIP-PS-PRE-K					370.79	370.79	0.00	0.00
204	FURN/EQUIP-PS-KINDERGARTEN					370.79	370.79	0.00	0.00
205	FURN/EQUIP-PS-FIRST GRADE					985.84	741.58	244.26	0.00
206	FURN/EQUIP-PS-SECOND GRADE					0.00	0.00	0.00	0.00
207	FURN/EQUIP-HEAD START					741.58	741.58	0.00	0.00
208	FURN/EQUIP-ES-THIRD GRADE					3,233.89	3,233.89	0.00	0.00
209	FURN/EQUIP-ES-FOURTH GRADE					2,224.74	2,224.74	0.00	0.00
210	FURN/EQUIP-ES-FIFTH GRADE					2,224.74	2,224.74	0.00	0.00
211	FURN/EQUIP-HS-CAREER/TECH					0.00	0.00	0.00	0.00
212	FURN/EQUIP-VO AG					0.00	0.00	0.00	0.00
213	FURN/EQUIP-DE					0.00	0.00	0.00	0.00
214	FURN-EQUIP-HS-AUTO MECH					599.65	599.65	0.00	0.00
215	FURN/EQUIP-PS-SPEECH					0.00	0.00	0.00	0.00
216	FURN/EQUIP-HS-SP ED					370.79	370.79	0.00	0.00
217	FURN/EQUIP-MS-SP ED					0.00	0.00	0.00	0.00
218	FURN/EQUIP-PS-SP ED					0.00	0.00	0.00	0.00
219	FURN/EQUIP-ES-SP ED					0.00	0.00	0.00	0.00
220	FURN/EQUIP-HS-SCIENCE-RENOVATIONS					0.00	0.00	0.00	0.00
221	FURN/EQUIP-HS TECHNOLOGY**					375,000.00	1,588.07	0.00	373,411.93
222	FURN/EQUIP-HS-ST COMP					0.00	7,415.80	0.00	(7,415.80)
223	FURN/EQUIP-MS TECHNOLOGY**					0.00	1,588.08	0.00	(1,588.08)
224	FURN/EQUIP-PS TECHNOLOGY**					0.00	1,588.08	0.00	(1,588.08)
225	FURN/EQUIP-ES TECHNOLOGY**					0.00	2,368.06	0.00	(2,368.06)
226	FURN/EQUIP-ES-ST COMP					0.00	7,415.80	0.00	(7,415.80)
227	TOTAL					477,000.00	34,279.02	244.26	442,476.72
228									
229	TOTAL INSTRUCTION					7,993,823.00	1,943,985.54	697,809.82	5,352,027.64
230									
231									
232									
233	SUBSTITUTES					1,000.00	130.00	0.00	870.00
234	SALARIES					142,340.00	42,142.77	18,920.65	81,276.58
235	FIMM					2,123.00	543.01	0.00	1,579.99
236	HEALTH INSURANCE					14,340.00	3,062.20	0.00	11,277.80
237	WORKER'S COMPENSATION					935.00	0.00	0.00	935.00
238	TRS ON BEHALF					0.00	0.00	0.00	0.00
239	UNEMPLOYMENT					483.00	151.44	0.00	331.56
240	TEACHER RETIREMENT/TRS CARE					1,869.00	650.93	0.00	1,218.07
241	PERSONAL DAYS					2,800.00	0.00	0.00	2,800.00
242	TOTAL					165,890.00	46,680.35	18,920.65	100,289.00
243									
244	REGION VII SERVICES-HS					0.00	0.00	0.00	0.00
245	REGION VII SERVICES-MS					0.00	0.00	0.00	0.00
246	REGION VII SERVICES-PS					0.00	0.00	0.00	0.00
247	REGION VII SERVICES-ES					0.00	0.00	0.00	0.00
248	AUDIO VISUAL/REPAIR-HS					0.00	0.00	0.00	0.00
249	AUDIO VISUAL/REPAIR-MS					0.00	0.00	0.00	0.00
250	AUDIO VISUAL/REPAIR-PS					0.00	0.00	0.00	0.00
251	AUDIO VISUAL/REPAIR-ES					0.00	0.00	0.00	0.00

12-LIBRARY

	A	B	C	D	E	F	G	H	I
252	CONTRACTED SERVICES-HS					2,000.00	0.00	195.00	1,805.00
253	CONTRACTED SERVICES-MS					1,000.00	0.00	195.00	805.00
254	CONTRACTED SERVICES-PS					1,000.00	0.00	195.00	805.00
255	CONTRACTED SERVICES-ES					1,000.00	0.00	195.00	805.00
256	TOTAL					5,000.00	0.00	780.00	4,220.00
257									
258	MAGAZINES/BOOKS-HS					7,500.00	820.00	4,799.07	1,880.93
259	MAGAZINES/BOOKS-MS					5,500.00	3,827.81	0.00	1,672.19
260	MAGAZINES/BOOKS-PS					7,500.00	0.00	0.00	7,500.00
261	MAGAZINES/BOOKS-ES					5,500.00	0.00	4,076.59	1,423.41
262	AUDIO VISUAL & OTHER INST SUPPLY-HS					3,000.00	468.70	26.99	2,504.31
263	AUDIO VISUAL & OTHER INST SUPPLY-MS					1,016.84	469.48	0.00	547.36
264	AUDIO VISUAL & OTHER INST SUPPLY-PS					3,000.00	0.00	0.00	3,000.00
265	AUDIO VISUAL & OTHER INST SUPPLY-ES					2,500.00	289.31	0.00	2,210.69
266	TOTAL					35,516.84	5,875.30	8,902.65	20,738.89
267									
268	TRAVEL-HS					250.00	25.00	0.00	225.00
269	TRAVEL-MS					50.00	25.00	0.00	25.00
270	TRAVEL-PS					50.00	25.00	0.00	25.00
271	TRAVEL-ES					250.00	25.00	0.00	225.00
272	FEES/DUES-HS					500.00	0.00	0.00	500.00
273	TOTAL					1,100.00	100.00	0.00	1,000.00
274									
275	FURN/EQUIP-HS					0.00	0.00	0.00	0.00
276	FURN/EQUIP-MS					1,483.16	1,483.16	0.00	0.00
277	FURN/EQUIP-PS					0.00	0.00	0.00	0.00
278	FURN/EQUIP-ES					0.00	0.00	0.00	0.00
279	TOTAL					1,483.16	1,483.16	0.00	0.00
280									
281	<u>TOTAL LIBRARY</u>					208,990.00	54,138.81	28,603.30	126,247.89
282									
283	<i>13-STAFF DEVELOPMENT</i>								
284									
285	DEPARTMENT HEAD/JUDGE TRUST					7,300.00	1,443.15	646.93	5,209.92
286	FIMM					104.00	17.15	0.00	86.85
287	HEALTH INSURANCE					276.00	104.08	0.00	171.92
288	WORKER'S COMPENSATION					55.00	0.00	0.00	55.00
289	TRS ON-BEHALF					0.00	0.00	0.00	0.00
290	UNEMPLOYMENT					17.00	7.43	0.00	9.57
291	TEACHER RETIREMENT/TRS CARE					96.00	30.91	0.00	65.09
292	TOTAL					7,848.00	1,602.72	646.93	5,598.35
293									
294	CONTRACTED STAFF DEVELOPMENT-HS ALLO					1,500.00	0.00	0.00	1,500.00
295	CONTRACTED STAFF-DEVELOPMENT					1,500.00	0.00	0.00	1,500.00
296	STAFF DEVELOPMENT-REGION VII					7,500.00	7,574.35	0.00	(74.35)
297	STAFF DEVELOPMENT-G/T-REGION VII					11,000.00	11,000.00	0.00	0.00
298	STAFF DEVELOPMENT-CT-REGION VII					4,000.00	3,806.00	0.00	194.00
299	TOTAL					25,500.00	22,380.35	0.00	3,119.65
300									
301	SUPPLIES-IN SERVICE					0.00	0.00	0.00	0.00

	A	B	C	D	E	F	G	H	I
302	TOTAL					0.00	0.00	0.00	0.00
303									
304	TRAVEL-HS-REG					1,965.00	1,628.58	0.00	336.42
305	TRAVEL-HS-VOC					110.00	110.00	0.00	0.00
306	TRAVEL-HS-SP ED					0.00	0.00	0.00	0.00
307	TRAVEL-HS-ST COMP					0.00	0.00	0.00	0.00
308	TRAVEL-HS-ESL					0.00	0.00	0.00	0.00
309	TRAVEL-HS ALLOTMENT					9,500.00	0.00	0.00	9,500.00
310	TRAVEL-MS-REG					2,500.00	257.00	0.00	2,243.00
311	TRAVEL-MS-SP ED					0.00	0.00	0.00	0.00
312	TRAVEL-MS-ST COMP					0.00	0.00	0.00	0.00
313	TRAVEL-MS-ESL					0.00	0.00	0.00	0.00
314	TRAVEL-PS-REG					2,500.00	257.00	0.00	2,243.00
315	TRAVEL-PS-ST COMP					0.00	0.00	0.00	0.00
316	TRAVEL-PS-SP ED					0.00	0.00	0.00	0.00
317	TRAVEL-ES-REG					2,500.00	0.00	0.00	2,500.00
318	TRAVEL-ES-G/T					0.00	0.00	0.00	0.00
319	TRAVEL-ES-SP ED					0.00	0.00	0.00	0.00
320	TRAVEL ES-ST COMP					0.00	0.00	0.00	0.00
321	TRAVEL-ALL SCHOOLS					15,000.00	0.00	0.00	15,000.00
322	TRAVEL -TECHNOLOGY					4,500.00	0.00	0.00	4,500.00
323	MISC OPERATING-HS-REG					425.00	425.00	0.00	0.00
324	MISC OPERATING-HS-SP ED					0.00	0.00	0.00	0.00
325	MISC OPERATING-HS-VOC					0.00	0.00	0.00	0.00
326	MISC OEPRATING-HS-G/T					0.00	0.00	0.00	0.00
327	MISC OPERATING-MS-REG					0.00	0.00	0.00	0.00
328	MISC OPERATING-MS-G/T					0.00	0.00	0.00	0.00
329	MISC OPERATING-MS-SP ED					0.00	0.00	0.00	0.00
330	MISC OPERATING-MS-ESL					0.00	0.00	0.00	0.00
331	MISC OPERATING-PS-REG					0.00	0.00	0.00	0.00
332	MISC OPERATING-PS-SP ED					0.00	0.00	0.00	0.00
333	MISC OPERATING-PS-ST COMP					0.00	0.00	0.00	0.00
334	MISC OPERATING-PS-ESL					0.00	0.00	0.00	0.00
335	MISC OPERATING-ES-REG					0.00	0.00	0.00	0.00
336	MISC OPERATING-ES-G/T					0.00	0.00	0.00	0.00
337	MISC OPERATING-ES-SP ED					0.00	0.00	0.00	0.00
338	MISC OPERATING-ES-ESL					0.00	0.00	0.00	0.00
339	TOTAL					39,000.00	2,677.58	0.00	36,322.42
340									
341	TOTAL STAFF DEVELOPMENT					72,348.00	26,660.65	646.93	45,040.42
342									
343									
344									
345	SALARY					62,437.00	21,682.80	0.00	40,754.20
346	FIMM					918.00	295.95	0.00	622.05
347	HEALTH INSURANCE					2,688.00	896.24	0.00	1,791.76
348	WORKER'S COMPENSATION					395.00	0.00	0.00	395.00
349	TRS ON-BEHALF					0.00	0.00	0.00	0.00
350	UNEMPLOYMENT					119.00	63.18	0.00	55.82
351	TEACHER RETIREMENT/TRS CARE					2,119.00	802.07	0.00	1,316.93

21-INSTRUCTIONAL LEADERSHIP









	A	B	C	D	E	F	G	H	I
502	SUPPLIES-MS					1,000.00	270.69	0.00	729.31
503	SUPPLIES-PS					1,500.00	270.69	0.00	1,229.31
504	SUPPLIES-ES					725.01	270.68	0.00	454.33
505	TOTAL					4,400.01	1,082.74	0.00	3,317.27
506									
507	TRAVEL-HS					200.00	0.00	0.00	200.00
508	TRAVEL-MS					200.00	0.00	0.00	200.00
509	TRAVEL-PS					200.00	0.00	0.00	200.00
510	TRAVEL-ES					200.00	0.00	0.00	200.00
511	TOTAL					800.00	0.00	0.00	800.00
512									
513	EQUIPMENT-HS					275.00	275.00	0.00	0.00
514	EQUIPMENT-MS					0.00	0.00	0.00	0.00
515	EQUIPMENT-PS					0.00	0.00	0.00	0.00
516	EQUIPMENT-ES					274.99	274.99	0.00	0.00
517	TOTAL					549.99	549.99	0.00	0.00
518									
519	TOTAL HEALTH SERVICE					140,106.00	42,421.07	13,527.07	84,157.86
520									
521									
522									
523	SUBSTITUTES					6,000.00	2,677.25	0.00	3,322.75
524	SALARIES					142,460.00	47,473.90	5,983.61	89,002.49
525	FIMM					2,169.00	641.59	0.00	1,527.41
526	HEALTH INSURANCE					26,790.00	7,398.27	0.00	19,391.73
527	WORKER'S COMPENSATION					1,090.00	0.00	0.00	1,090.00
528	TRS ON-BEHALF					0.00	0.00	0.00	0.00
529	UNEMPLOYMENT					327.00	160.73	0.00	166.27
530	TEACHER RETIREMENT/TRS CARE					799.00	467.86	0.00	331.14
531	PERSONAL DAYS					1,200.00	0.00	0.00	1,200.00
532	TOTAL					180,835.00	58,819.60	5,983.61	116,031.79
533									
534	CONT SERVICES-PHYSICALS/DRUG TEST					4,500.00	855.98	900.00	2,744.02
535	CONT SERVICES-RECERTIFICATION					1,500.00	0.00	100.00	1,400.00
536	CONT SERVICES-REPAIR					4,000.00	1,136.67	1,050.00	1,813.33
537	TOTAL					10,000.00	1,992.65	2,050.00	5,957.35
538									
539	GAS,OIL,GREASE,TIRES					75,000.00	23,963.85	7,500.00	43,536.15
540	PARTS & SUPPLIES					26,500.00	5,846.35	7,800.00	12,853.65
541	TOTAL					101,500.00	29,810.20	15,300.00	56,389.80
542									
543	INSURANCE					10,496.00	10,496.00	0.00	0.00
544	MISC OPERATING COSTS					2,000.00	250.00	0.00	1,750.00
545	TOTAL					12,496.00	10,746.00	0.00	1,750.00
546									
547	BUSES					90,705.00	0.00	0.00	90,705.00
548	CAPITAL OUTLAY					0.00	0.00	0.00	0.00
549	FURN/EQUIP-TECHNOLOGY					0.00	0.00	0.00	0.00
550	TOTAL					90,705.00	0.00	0.00	90,705.00
551									

34-STUDENT TRANSPORTATION

	A	B	C	D	E	F	G	H	I
552	TOTAL STUDENT TRANSPORTATION					395,536.00	101,368.45	23,333.61	270,833.94
553									
554	<i>35-FOOD SERVICE</i>								
555									
556	CONTRACTED SERVICES-FINGERPRINTING					0.00	0.00	0.00	0.00
557									
558	TRANSFER OUT					0.00	0.00	0.00	0.00
559									
560	TOTAL FOOD SERVICE					0.00	0.00	0.00	0.00
561									
562									
563	<i>36-COCURRICULAR/EXTRACURRICULAR</i>								
564									
565	SALARIES/STIPENDS					202,756.00	71,938.20	16,334.87	114,482.93
566	FIMM					2,945.00	988.87	0.00	1,956.13
567	HEALTH INSURANCE					11,199.00	3,116.58	0.00	8,082.42
568	WORKER'S COMPENSATION					1,095.00	0.00	0.00	1,095.00
569	TRS ON-BEHALF					0.00	0.00	0.00	0.00
570	UNEMPLOYMENT					329.00	200.68	0.00	128.32
571	TEACHER RETIREMENT/TRS CARE					3,456.00	1,595.72	0.00	1,860.28
572	TOTAL					221,780.00	77,840.05	16,334.87	127,605.08
573									
574	DRUG TESTING-HS					1,500.00	896.00	210.00	394.00
575	DRUG TESTING-MS					750.00	280.00	0.00	470.00
576	CONTRACTED ATHLETIC TRAINER					9,000.00	4,438.00	0.00	4,562.00
577	REPAIR ATHLETICS-HS					5,000.00	0.00	0.00	5,000.00
578	REPAIR-ATHLETICS-MS					2,400.00	0.00	0.00	2,400.00
579	RENTAL-DRAMA-HS					125.00	0.00	125.00	0.00
580	RENTAL-ATHLETICS					275.00	271.63	0.00	3.37
581	RENTAL-STADIUM/GYM					1,000.00	0.00	0.00	1,000.00
582	GAME OFFICIALS-HS					20,000.00	7,033.32	0.00	12,966.68
583	GAME OFFICIALS-MS					7,000.00	3,584.08	0.00	3,415.92
584	GAME WORKERS-HS					8,000.00	5,315.95	0.00	2,684.05
585	GAME WORKERS-MS					3,000.00	2,139.75	0.00	860.25
586	GAME CONTRACTS					0.00	0.00	0.00	0.00
587	CONTRACTED SERVICE-HS DRAMA					1,500.00	0.00	0.00	1,500.00
588	CONTRACTED SERVICE-MS-DRAMA					0.00	0.00	0.00	0.00
589	CONTRACTED SERVICE-HS-BAND					2,250.00	600.00	0.00	1,650.00
590	CONTRACTED SERVICE-MS-BAND					0.00	0.00	0.00	0.00
591	CONTRACTED SERVICE-HS-ATHLETICS					0.00	0.00	0.00	0.00
592	PRINTING					550.00	0.00	0.00	550.00
593	TOTAL					62,350.00	24,558.73	335.00	37,456.27
594									
595	ATHLETIC NEWSLETTER					0.00	0.00	0.00	0.00
596	DRAMA COSTUMES					1,000.00	0.00	0.00	1,000.00
597	BAND UNIFORMS					1,250.00	1,248.10	0.00	1.90
598	CHOIR UNIFORMS-HS					0.00	0.00	0.00	0.00
599	UIL SUPPLIES-HS					500.00	0.00	0.00	500.00
600	UIL SUPPLIES-MS					500.00	389.33	0.00	110.67

	A	B	C	D	E	F	G	H	I
601	UIL SUPPLIES-PS					100.00	0.00	0.00	100.00
602	UIL SUPPLIES-ES					1,625.00	1,474.91	0.00	150.09
603	CHEERLEADERS-HS					1,000.00	0.00	0.00	1,000.00
604	CHEERLEADERS-MS					500.00	0.00	0.00	500.00
605	ALL ATHLETICS-HS					2,000.00	1,323.71	0.00	676.29
606	ALL ATHLETICS-MS					2,000.00	0.00	0.00	2,000.00
607	FOOTBALL-HS					13,000.00	43.95	0.00	12,956.05
608	FOOTBALL-MS					4,000.00	0.00	0.00	4,000.00
609	BASKETBALL-HS					4,000.00	3,596.24	0.00	403.76
610	BASKETBALL-MS					1,500.00	0.00	0.00	1,500.00
611	TRACK-HS					4,000.00	0.00	2,976.01	1,023.99
612	TRACK-MS					1,500.00	0.00	0.00	1,500.00
613	BASEBALL-HS					4,000.00	0.00	3,680.15	319.85
614	VOLLEYBALL-HS					4,000.00	0.00	0.00	4,000.00
615	VOLLEYBALL-MS					1,500.00	0.00	0.00	1,500.00
616	GIRLS BASKETBALL-HS					4,000.00	1,422.50	1,811.89	765.61
617	GIRLS BASKETBALL-MS					1,500.00	0.00	1,496.86	3.14
618	GIRLS TRACK-HS					4,000.00	0.00	95.30	3,904.70
619	GIRLS TRACK-MS					1,500.00	0.00	0.00	1,500.00
620	TENNIS-HS					1,500.00	0.00	0.00	1,500.00
621	GOLF-HS					1,500.00	0.00	0.00	1,500.00
622	WEIGHT TRAINING-HS					1,500.00	0.00	1,053.00	447.00
623	SOFTBALL-HS					4,000.00	0.00	2,679.30	1,320.70
624	OFF SEASON-HS					5,000.00	0.00	0.00	5,000.00
625	OFF SEASON-MS					0.00	0.00	0.00	0.00
626	TRAINER SUPPLIES-HS					3,000.00	0.00	0.00	3,000.00
627	CROSS COUNTRY-HS					1,500.00	1,046.25	0.00	453.75
628	TOTAL					76,975.00	10,544.99	13,792.51	52,637.50
629									
630	EMPLOYEE TRAVEL-DRAMA-HS					0.00	0.00	0.00	0.00
631	EMPLOYEE TRAVEL-BAND-HS					770.55	770.55	0.00	0.00
632	EMPLOYEE TRAVEL-CHOIR-HS					0.00	0.00	0.00	0.00
633	EMPLOYEE TRAVEL-BAND-MS					0.00	0.00	0.00	0.00
634	EMPLOYEE TRAVEL-MUSIC-ES					0.00	0.00	0.00	0.00
635	EMPLOYEE TRAVEL-ES-UIL					0.00	0.00	0.00	0.00
636	EMPLOYEE TRAVEL-ATHLETICS-HS					3,175.19	3,175.19	0.00	0.00
637	STUDENT MEALS/FEES-HS					52,635.26	0.00	0.00	52,635.26
638	STUDENT MEALS/FEES-MS					10,731.84	0.00	0.00	10,731.84
639	STUDENT MEALS/FEES-PS					250.00	0.00	0.00	250.00
640	STUDENT MEALS/FEES-ES					419.00	0.00	0.00	419.00
641	STUDENTS/REP DISTRICT-HS					0.00	0.00	0.00	0.00
642	STUDENTS/REP DISTRICT-MS					0.00	0.00	0.00	0.00
643	STUDENT TRAVEL-DRAMA-HS					0.00	0.00	0.00	0.00
644	STUDENT TRAVEL-DRAMA-MS					0.00	0.00	0.00	0.00
645	STUDENT TRAVEL-BAND-HS					500.00	500.00	0.00	0.00
646	STUDENT TRAVEL-BAND-MS					0.00	0.00	0.00	0.00
647	STUDENT TRAVEL-CHOIR-HS					0.00	0.00	0.00	0.00
648	STUDENT TRAVEL-MUSIC-ES					0.00	0.00	0.00	0.00

	A	B	C	D	E	F	G	H	I
649	STUDENT TRAVEL-VO AG					1,514.68	1,514.68	0.00	0.00
650	STUDENT TRAVEL-HOME ECO					1,503.40	1,503.40	0.00	0.00
651	STUDENT TRAVEL-DECA-HS					0.00	0.00	0.00	0.00
652	STUDENT TRAVEL-UIL-HS					0.00	0.00	0.00	0.00
653	STUDENT TRAVEL-UIL-MS					0.00	0.00	0.00	0.00
654	STUDENT TRAVEL-UIL-PS					0.00	0.00	0.00	0.00
655	STUDENT TRAVEL-UIL-ES					356.00	356.00	0.00	0.00
656	STUDENT TRAVEL-ACADEMICS-HS					0.00	0.00	0.00	0.00
657	STUDENT TRAVEL-ROPE TRICK-ES					0.00	0.00	0.00	0.00
658	STUDENT TRAVEL-ATHLETICS-HS					5,368.92	5,249.77	119.15	(0.00)
659	STUDENT TRAVEL-ATHLETICS-MS					2,966.16	2,966.16	0.00	0.00
660	TRAVEL-NON EMPLOYEE-HS-BAND					0.00	0.00	0.00	0.00
661	STUDENT INSURANCE-HS					25,000.00	0.00	0.00	25,000.00
662	STUDENT INSURANCE-MS					25,000.00	0.00	0.00	25,000.00
663	DUES-BAND-HS					0.00	0.00	0.00	0.00
664	DUES-CHOIR-HS					0.00	0.00	0.00	0.00
665	DUES-BAND-MS					170.00	170.00	0.00	0.00
666	DUES-MUSIC-ES					0.00	0.00	0.00	0.00
667	DUES-ATHLETICS-HS					0.00	0.00	0.00	0.00
668	STUDENT ACTIVITY-HS					345.00	345.00	0.00	0.00
669	STUDENT ACTIVITY-MS					50.00	50.00	0.00	0.00
670	FEES & DUES-DRAMA-HS					30.00	30.00	0.00	0.00
671	FEES & DUES-DRAMA-MS					0.00	0.00	0.00	0.00
672	FEES & DUES-BAND-HS					825.00	825.00	0.00	0.00
673	FEES & DUES-CHOIR-HS					0.00	0.00	0.00	0.00
674	FEES & DUES-BAND-MS					207.00	207.00	0.00	0.00
675	FEES & DUES-CHOIR-MS					0.00	0.00	0.00	0.00
676	FEES-MUSIC-ES					0.00	0.00	0.00	0.00
677	FEES & DUES-BUS DEPT-HS					0.00	0.00	0.00	0.00
678	FEES & DUES-VO AG					240.00	240.00	0.00	0.00
679	FEES & DUES-HOME ECO					432.00	432.00	0.00	0.00
680	FEES & DUES-DE					0.00	0.00	0.00	0.00
681	UIL FEES-HS					0.00	0.00	0.00	0.00
682	UIL FEES-MS					0.00	0.00	0.00	0.00
683	UIL FEES-PS					0.00	0.00	0.00	0.00
684	UIL FEES-ES					0.00	0.00	0.00	0.00
685	ACADEMIC AWARDS-HS					0.00	0.00	0.00	0.00
686	ACADEMIC AWARDS-MS					0.00	0.00	0.00	0.00
687	ACADEMIC AWARDS-ES					0.00	0.00	0.00	0.00
688	JUMP ROPE FEES-ES					0.00	0.00	0.00	0.00
689	CHEERLEADER FEES-HS					0.00	0.00	0.00	0.00
690	CHEERLEADER FEES-MS					0.00	0.00	0.00	0.00
691	DRUM MAJOR/FLAGS FEES-HS					0.00	0.00	0.00	0.00
692	DEBATE FEES-HS					0.00	0.00	0.00	0.00
693	DRAMA AWARDS/JACKETS-HS					210.00	0.00	210.00	0.00
694	BAND AWARD/JACKETS-HS					350.00	0.00	350.00	0.00
695	CHOIR AWARDS/JACKETS-HS					0.00	0.00	0.00	0.00
696	BAND AWARDS-MS					0.00	0.00	0.00	0.00



	A	B	C	D	E	F	G	H	I
746	TOTAL					11,683.00	3,351.98	2,231.67	6,099.35
747									
748	TRAVEL-SUPERINTENDENT					2,500.00	592.14	100.00	1,807.86
749	TRAVEL-TAX					200.00	0.00	0.00	200.00
750	TRAVEL-BUS OFF					500.00	370.00	100.00	30.00
751	TRAVEL-SCHOOL BOARD					5,000.00	3,028.53	0.00	1,971.47
752	INSUR-SCHOOL BOARD					4,243.00	4,243.00	0.00	0.00
753	BONDING-TAX					250.00	250.00	0.00	0.00
754	BONDING-ADM					0.00	0.00	0.00	0.00
755	ELECTIONS					2,225.00	0.00	0.00	2,225.00
756	DUES-SUPERINTENDENT					500.00	0.00	0.00	500.00
757	DUES-SCHOOL BOARD					5,000.00	4,138.08	0.00	861.92
758	DUES-TAX COLLECTOR					250.00	135.00	0.00	115.00
759	DUES-SCHOOL WIDE					5,000.00	0.00	0.00	5,000.00
760	DUES-ADMIN OFFICE					500.00	0.00	0.00	500.00
761	MISC OPERATING-SUPERINTENDENT					750.00	0.00	0.00	750.00
762	MISC OPERATING-SCHOOL BOARD					2,500.00	592.26	0.00	1,907.74
763	MISC OPERATING-TAX OFFICE					500.00	0.00	0.00	500.00
764	MISC OPERATING-SCHOOL WIDE					4,000.00	0.00	0.00	4,000.00
765	MISC OPERATING-ADMIN					2,500.00	713.82	0.00	1,786.18
766	OTHER OPERATING COSTS-TAX REFUNDS					0.00	0.00	0.00	0.00
767	ADVER-TAX					500.00	0.00	0.00	500.00
768	ADVER-ADM					2,000.00	341.40	0.00	1,658.60
769	TECS FEES					0.00	0.00	0.00	0.00
770	TOTAL					38,918.00	14,404.23	200.00	24,313.77
771									
772	FURN/EQUIP					0.00	0.00	0.00	0.00
773	FURN/EQUIP-TECHNOLOGY**					667.00	667.00	0.00	0.00
774	TOTAL					667.00	667.00	0.00	0.00
775									
776	TOTAL GENERAL ADMINISTRATION					421,059.00	163,756.67	14,131.67	243,170.66
777									
778	<i>51-PLANT MAINTENANCE</i>								
779									
780	SUBSTITUTES					10,000.00	0.00	0.00	10,000.00
781	SALARIES					429,168.00	150,702.95	0.00	278,465.05
782	FIMM					6,033.00	1,853.51	0.00	4,179.49
783	HEALTH INSURANCE					56,992.00	16,613.20	0.00	40,378.80
784	WORKER'S COMPENSATION					2,960.00	0.00	0.00	2,960.00
785	TRS ON-BEHALF					0.00	0.00	0.00	0.00
786	UNEMPLOYMENT					888.00	464.55	0.00	423.45
787	TEACHER RETIREMENT/TRS CARE					3,465.00	751.27	0.00	2,713.73
788	PERSONAL DAYS					2,400.00	0.00	0.00	2,400.00
789	TOTAL					511,906.00	170,385.48	0.00	341,520.52
790									
791	BUILDING APPRAISAL					0.00	0.00	0.00	0.00
792	PRINTING					0.00	0.00	0.00	0.00
793	CONTRACTED SERVICES-PHYSICALS/DRUG					1,000.00	0.00	0.00	1,000.00
794	CONTRACTED SERVICES-FACILITIES					0.00	0.00	0.00	0.00



	A	B	C	D	E	F	G	H	I
795	CONTRACTED SERVICES-EXTERMINATING					5,000.00	1,488.00	0.00	3,512.00
796	CONTRACTED SERVICES-GARBAGE					12,000.00	2,931.00	0.00	9,069.00
797	CONTRACTED SERVICES-ELECTRIC/HEAT					175,000.00	22,793.85	15,000.00	137,206.15
798	CONTRACTED SERVICES-LAWN MAINT					0.00	0.00	0.00	0.00
799	CONTRACTED SERVICES-GENERAL					25,000.00	6,926.01	2,050.00	16,023.99
800	CONTRACTED SERVICES-FOOTBALL/BASEBAL					20,000.00	2,130.00	3,000.00	14,870.00
801	CONTRACTED SERVICES-GYM FLOORS					8,000.00	0.00	0.00	8,000.00
802	CONTRACTED SERVICES-SOUND SYS					10,000.00	5,718.02	2,500.00	1,781.98
803	CONTRACTED SERVICES-ROAD REPAIR					5,000.00	0.00	0.00	5,000.00
804	CONTRACTED SERVICES-FIRE EXT					5,000.00	0.00	0.00	5,000.00
805	CONTRACTED SERVICES-PLUMBING					10,000.00	2,014.33	5,000.00	2,985.67
806	CONTRACTED SERVICES-DST WIDE					47,500.00	0.00	0.00	47,500.00
807	CONTRACTED SERVICES-ROOFING					5,000.00	0.00	0.00	5,000.00
808	CONTRACTED SERVICES-TECHNOLOGY**					0.00	0.00	0.00	0.00
809	PHONE-HS					3,000.00	0.00	0.00	3,000.00
810	PHONE-MS					1,500.00	0.00	0.00	1,500.00
811	PHONE-PS					1,000.00	0.00	0.00	1,000.00
812	PHONE-ES					1,000.00	0.00	0.00	1,000.00
813	PHONE-ADM					1,500.00	0.00	0.00	1,500.00
814	PHONE-CAFETERIA					100.00	0.00	0.00	100.00
815	PHONE-SAC					0.00	0.00	0.00	0.00
816	PHONE-HEAD START					0.00	0.00	0.00	0.00
817	PHONE-BUS					2,800.00	379.32	0.00	2,420.68
818	PHONE-HS MEREDITH STADIUM					2,000.00	580.90	0.00	1,419.10
819	WATER					45,000.00	11,628.36	0.00	33,371.64
820	ELECTRICITY					262,500.00	76,947.97	0.00	185,552.03
821	GAS					45,000.00	4,174.83	0.00	40,825.17
822	CABLE INTERNET					4,000.00	0.00	0.00	4,000.00
823	TOTAL					697,900.00	137,712.59	27,550.00	532,637.41
824									
825	VEHICLE SUPPLIES					0.00	0.00	0.00	0.00
826	CUSTODIAL SUPPLIES					60,000.00	22,834.25	9,250.00	27,915.75
827	MAINT/GROUNDS SUPPLIES					50,000.00	8,262.80	11,250.00	30,487.20
828	SUPPLIES-TECHNOLOGY**					0.00	0.00	0.00	0.00
829	TOTAL					110,000.00	31,097.05	20,500.00	58,402.95
830									
831	TRAVEL-MAIT					0.00	0.00	0.00	0.00
832	PROPERTY INSUR					54,479.00	54,486.28	0.00	(7.28)
833	FEES-MAINT DEPT					500.00	0.00	0.00	500.00
834	TOTAL					54,979.00	54,486.28	0.00	492.72
835									
836	CAPITAL OUTLAY					0.00	0.00	0.00	0.00
837									
838	TOTAL PLANT MAINTENANCE					1,374,785.00	393,681.40	48,050.00	933,053.60
839									
840	<i>52-SECURITY &amp; MONITORING SERVICES</i>								
841									
842	CONT SERV-SECURITY-HS					3,000.00	2,175.00	0.00	825.00
843	CONT SERV-SECURITY-MS					500.00	0.00	0.00	500.00

	A	B	C	D	E	F	G	H	I
844	CONT SERV-HS					675.00	158.25	0.00	516.75
845	CONT SERV-MS					675.00	158.25	0.00	516.75
846	CONT SERV-PS					675.00	158.25	0.00	516.75
847	CONT SERV-ES					675.00	158.25	0.00	516.75
848	TOTAL					6,200.00	2,808.00	0.00	3,392.00
849									
850	SUPPLIES-HS					1,000.00	100.00	0.00	900.00
851	SUPPLIES-MS					1,000.00	100.00	0.00	900.00
852	SUPPLIES-PS					1,000.00	100.00	0.00	900.00
853	SUPPLIES-ES					1,000.00	100.00	0.00	900.00
854	TOTAL					4,000.00	400.00	0.00	3,600.00
855									
856	EQUIP-HS					0.00	0.00	0.00	0.00
857	EQUIP-MS					0.00	0.00	0.00	0.00
858	EQUIP-PS					0.00	0.00	0.00	0.00
859	EQUIP-ES					0.00	0.00	0.00	0.00
860	TOTAL					0.00	0.00	0.00	0.00
861									
862	TOTAL SECURITY & MONITORING					10,200.00	3,208.00	0.00	6,992.00
863									
864									
865									
866	SALARY/STIPEND					8,032.00	2,666.60	0.00	5,365.40
867	FIMM					116.00	37.28	0.00	78.72
868	HEALTH INSURANCE					440.00	146.52	0.00	293.48
869	WORKER'S COMPENSATION					50.00	0.00	0.00	50.00
870	TRS ON-BEHALF					0.00	0.00	0.00	0.00
871	UNEMPLOYMENT					15.00	8.36	0.00	6.64
872	TEACHER RETIREMENT/TRS CARE					124.00	40.97	0.00	83.03
873	PERSONAL DAYS					0.00	0.00	0.00	0.00
874	TOTAL					8,777.00	2,899.73	0.00	5,877.27
875									
876	CONTRACTED SERVICES-DISTRICT					20,000.00	0.00	0.00	20,000.00
877	CONT SERVICE-FINGERPRINTING					0.00	0.00	0.00	0.00
878	HARDWARE & SOFTWARE MAINT-HS					7,250.00	5,342.25	0.00	1,907.75
879	HARDWARE & SOFTWARE MAINT-MS					7,250.00	5,342.25	0.00	1,907.75
880	HARDWARE & SOFTWARE MAINT-PS					7,250.00	5,342.25	0.00	1,907.75
881	HARDWARE & SOFTWARE MAINT-ES					7,250.00	5,342.25	0.00	1,907.75
882	HARDWARE & SODTWARE MAINT-TAX					5,000.00	0.00	0.00	5,000.00
883	HARDWARE & SOFTWARE MAINT-ADM					14,000.00	13,029.00	0.00	971.00
884	TOTAL					68,000.00	34,398.00	0.00	33,602.00
885									
886	COMPUTER SUPPLIES-HS					500.00	312.64	0.00	187.36
887	COMPUTER SUPPLIES-MS					500.00	312.65	0.00	187.35
888	COMPUTER SUPPLIES-PS					500.00	312.64	0.00	187.36
889	COMPUTER SUPPLIES-ES					500.00	312.65	0.00	187.35
890	COMPUTER SUPPLIES-ADM					500.00	250.00	0.00	250.00
891	TOTAL					2,500.00	1,500.58	0.00	999.42
892									

53-DATA PROCESSING

	A	B	C	D	E	F	G	H	I
893	TRAVEL					300.00	257.00	0.00	43.00
894	FEES/DUES					0.00	0.00	0.00	0.00
895	TOTAL					300.00	257.00	0.00	43.00
896									
897	COMPUTERS-HS					0.00	0.00	0.00	0.00
898	COMPUTERS-MS					0.00	0.00	0.00	0.00
899	COMPUTERS-PS					0.00	0.00	0.00	0.00
900	COMPUTERS-ES					0.00	0.00	0.00	0.00
901	COMPUTERS-ADM					0.00	0.00	0.00	0.00
902	TOTAL					0.00	0.00	0.00	0.00
903									
904	<u>TOTAL DATA PROCESSING</u>					79,577.00	39,055.31	0.00	40,521.69
905									
906									
907									
908	CONTRACTED SERVICE-HS					1,357.00	0.00	0.00	1,357.00
909	CONTRACTED SERVICE-MS					1,357.00	0.00	0.00	1,357.00
910	CONTRACTED SERVICE-PS					1,357.00	0.00	0.00	1,357.00
911	CONTRACTED SERVICE-ES					1,357.00	0.00	0.00	1,357.00
912	TOTAL					5,428.00	0.00	0.00	5,428.00
913									
914	<u>TOTAL COMMUNITY SERVICE</u>					5,428.00	0.00	0.00	5,428.00
915									
916									
917									
918	FITNESS EQUIP-PRINCIPAL					0.00	0.00	0.00	0.00
919	FITNESS EQUIP-INTEREST					0.00	0.00	0.00	0.00
920	TOTAL					0.00	0.00	0.00	0.00
921									
922	<u>TOTAL DEBT SERVICE</u>					0.00	0.00	0.00	0.00
923									
924									
925									
926	FACILITY PLANNING					0.00	0.00	0.00	0.00
927	CONT SERVICES-TECHNOLOGY-MS**					0.00	0.00	0.00	0.00
928	CONT SERVICES-TECHNOLOGY-PS**					0.00	0.00	0.00	0.00
929	CONT SERVICES-TECHNOLOGY-ES**					0.00	0.00	0.00	0.00
930	CONT SERVICES-TECHNOLOGY-ADM**					0.00	0.00	0.00	0.00
931	CONT SERVICES-STADIUM					0.00	0.00	14,077.00	(14,077.00)
932	TOTAL					0.00	0.00	14,077.00	(14,077.00)
933									
934	SUPPLIES-STADIUM/TRACK					0.00	2,794.00	0.00	(2,794.00)
935	TOTAL					0.00	2,794.00	0.00	(2,794.00)
936									
937	LAND PURCHASE					0.00	0.00	0.00	0.00
938	FEES-LAND PURCHASE					0.00	0.00	0.00	0.00
939	BUILDING CONSTRUCTION-MS/PS ROOF					100,000.00	37,345.00	0.00	62,655.00
940	BUILDING CONSTRUCTION-HS/ES RENNOV					0.00	0.00	0.00	0.00
941	BUILDING CONSTRUCTION-BB/SB COMPLEX					0.00	0.00	0.00	0.00

*61-COMMUNITY SERVICE*

*71-DEBT SERVICE*

*81-FACILITIES ACQUISITION & CONSTRUCTION*

	A	B	C	D	E	F	G	H	I
942	BUILDING CONSTRUCTION-STADIUM TRACK					136,553.00	0.00	136,553.00	0.00
943	BUILDING CONSTRUCTION-FIELDHOUSE					0.00	0.00	0.00	0.00
944	FURN/EQUIP-TECHNOLOGY-DST**					0.00	0.00	0.00	0.00
945	TOTAL					236,553.00	37,345.00	136,553.00	62,655.00
946									
947	TOTAL FACILITIES & CONSTRUCTION					236,553.00	40,139.00	150,630.00	45,784.00
948									
949	<i>93-PAYMENTS TO MEMBER DISTRICTS/FISCAL AGENTS</i>								
950									
951	SSA-SUPERNET II					9,471.00	5,465.23	0.00	4,005.77
952	SSA-SPECIAL EDUCATION					366,911.00	163,071.52	0.00	203,839.48
953	SSA-RUS-DLT GRANT					0.00	0.00	0.00	0.00
954									
955	TOTAL PAYMENTS TO MEMBER DISTRICTS					376,382.00	168,536.75	0.00	207,845.25
956									
957	<i>99-OTHER INTERGOVERNMENTAL CHARGES</i>								
958									
959	APPRAISAL DISTRICT					120,821.00	32,373.75	0.00	88,447.25
960									
961	TOTAL OTHER INTERGOVERNMENTAL					120,821.00	32,373.75	0.00	88,447.25
962									
963									
964	TOTAL OPERATING BUDGET					12,999,506.00	3,436,559.29	1,095,728.05	8,467,218.66
965									
966									
967	EDUCATION FOR JOBS								
968	287								
969									
970	<i>11-INSTRUCTION</i>								
971									
972	SALARIES					0.00	0.00	0.00	0.00
973	FIMM					0.00	0.00	0.00	0.00
974	HEALTH INSURANCE					0.00	0.00	0.00	0.00
975	TEACHER RETIREMENT/TRS CARE					0.00	0.00	0.00	0.00
976	PERSONAL DAYS					0.00	0.00	0.00	0.00
977	TOTAL					0.00	0.00	0.00	0.00
978									
979	INSTRUCTIONAL SUPPLIES-HS					0.00	0.00	0.00	0.00
980									
981	FEES/DUES-HS					0.00	0.00	0.00	0.00
982									
983	FURN/EQUIP-HS					0.00	0.00	0.00	0.00
984									
985	TOTAL INSTRUCTION					0.00	0.00	0.00	0.00
986									
987									
988	<i>21-INSTRUCTION LEADERSHIP</i>								
989	PAYROLL					0.00	0.00	0.00	0.00
990									

	A	B	C	D	E	F	G	H	I
991	FEES/DUES-HS					0.00	0.00	0.00	0.00
992									
993	TOTAL STAFF DEVELOPMENT					0.00	0.00	0.00	0.00
994									
995									
996									
						<i>93-PAYMENTS TO MEMBERS DISTRICTS/FISCAL AGENT</i>			
997	SSA-SPECIAL ED COOP					0.00	0.00	0.00	0.00
998									
999	TOTAL PAYMENTS TO FISCAL AGENTS					0.00	0.00	0.00	0.00
1000									
1001	TOTAL EDUCATION JOBS					0.00	0.00	0.00	0.00
1002									
1003									
1004	TECHNOLOGY ALLOTMENT								
1005	411								
1006									
1007									
						<i>11-INSTRUCTION</i>			
1008	CONTRACTED SERVICES					0.00	0.00	0.00	0.00
1009						0.00	0.00	0.00	0.00
1010	TOTAL								
1011	TECHNOLOGY SUPPLIES-HS					0.00	0.00	0.00	0.00
1012	TECHNOLOGY SUPPLIES-MS					0.00	0.00	0.00	0.00
1013	TECHNOLOGY SUPPLIES-PS					0.00	0.00	0.00	0.00
1014	TECHNOLOGY SUPPLIES-ES					0.00	0.00	0.00	0.00
1015						0.00	0.00	0.00	0.00
1016	TOTAL								
1017	COMPUTER/EQUIPMENT-HS					0.00	0.00	0.00	0.00
1018	COMPUTER/EQUIPMENT-MS					0.00	0.00	0.00	0.00
1019	COMPUTER/EQUIPMENT-PS					0.00	0.00	0.00	0.00
1020	COMPUTER/EQUIPMENT-ES					0.00	0.00	0.00	0.00
1021	EQUIP/DISTRICT WIDE					0.00	0.00	0.00	0.00
1022						0.00	0.00	0.00	0.00
1023	TOTAL								
1024	TOTAL INSTRUCTION					0.00	0.00	0.00	0.00
1025									
1026									
1027									
						<i>12-INSTRUCTIONAL RESOURCES AND MEDIA SERVICES</i>			
1028	CONTRACTED SERVICES-HS					0.00	0.00	0.00	0.00
1029									
1030	SUPPLIES-HS					0.00	0.00	0.00	0.00
1031									
1032	FURN/EQUIP-HS					0.00	0.00	0.00	0.00
1033									
1034	TOTAL INSTRUCTIONAL RESOURCES					0.00	0.00	0.00	0.00
1035									
1036									
1037									
						<i>13-CURRICULUM AND INSTRUCTIONAL STAFF</i>			
1038	PAYROLL COSTS					0.00	0.00	0.00	0.00
1039									



	A	B	C	D	E	F	G	H	I
1090	TAXES-INTEREST					0.00	0.00		0.00
1091	DRIVER EDUCATION TUITION					0.00	0.00		0.00
1092	TUITION-SUMMER SCHOOL					0.00	0.00		0.00
1093	EARNING FROM PERMANENT INVESTMENTS					4,200.00	0.00		4,200.00
1094	EARNING FROM TEMPORARY INVESTMENTS					32,300.00	13,424.03		18,875.97
1095	RENTAL OF FACILITIES					3,250.00	0.00		3,250.00
1096	GIFTS/BEQUESTS-MEREDITH-					0.00	332,451.26		-332,451.26
1097	GIFTS/BEQUESTS-MEREDITH-HS BAND					0.00	0.00		0.00
1098	GIFTS/BEQUESTS-HS WEIGHT ROOM					0.00	0.00		0.00
1099	GIFTS/BEQUESTS-MEREDITH-ES PLAYG					0.00	0.00		0.00
1100	GIFTS/BEQUESTS					0.00	0.00		0.00
1101	INSURANCE RECOVERY					0.00	0.00		0.00
1102	ATHLETIC ACTIVITY					51,250.00	44,986.20		6,263.80
1103	MISC REVENUE-FISCAL AGENT FEE					52,000.00	0.00		52,000.00
1104	TAXES-CED					0.00	0.00		0.00
1105	MISC REVENUE-LOCAL SOURCES					21,500.00	2,594.18		18,905.82
1106	CITY OF MINEOLA					6,500.00	1,625.00		4,875.00
1107	HEAD START REIMBURSEMENT					99,000.00	39,517.04		59,482.96
1108						6,468,916.00	2,718,467.91		3,750,448.09
1109	TOTAL								
1110	PER CAPITA					553,561.00	224,066.00		329,495.00
1111	STATE FOUNDATION					5,358,517.00	2,649,763.00		2,708,754.00
1112	SAFE SCHOOL-RIDER 59					0.00	0.00		0.00
1113	TRS ON BEHALF					490,777.00	0.00		490,777.00
1114						6,402,855.00	2,873,829.00		3,529,026.00
1115	TOTAL								
1116	TRANSFER IN					0.00	0.00		0.00
1117									
1118	SALE OF PROPERTY					0.00	0.00		0.00
1119									
1120	<b>TOTAL OPERATING REVENUE</b>					12,871,771.00	5,592,296.91		7,279,474.09
1121									
1122	<b>287-EDUCAION JOBS</b>								
1123									
1124	STATE OF TEXAS					0.00	0.00	0.00	0.00
1125									
1126	<b>TOTAL-EDUCATION JOBS</b>					0.00	0.00	0.00	0.00
1127									
1128	<b>411-TECHNOLOGY</b>								
1129									
1130	STATE OF TEXAS					0.00	0.00	0.00	0.00
1131									
1132	<b>TOTAL TECHNOLOGY REVENUE</b>					0.00	0.00	0.00	0.00
1133									
1134	<b>599-DEBT SERVICE</b>								
1135									
1136	TAXES-CURRENT					0.00	0.00		0.00
1137	TAXES-PRIOR YEARS					0.00	0.00		0.00
1138	TAXES-PENALTIES					0.00	0.00		0.00

	A	B	C	D	E	F	G	H	I
1139	TAXES-INTEREST					0.00	0.00		0.00
1140	EARNINGS FROM TEMPORARY INVESTMENTS					0.00	0.00		0.00
1141						0.00	0.00		0.00
1142	TOTAL								
1143	STATE REVENUE-TEA					0.00	0.00		0.00
1144									
1145	TOTAL DEBT SERVICE REVENUE					0.00	0.00		0.00
1146									
1147	<b>TOTAL OPERATING-TECHNOLOGY</b>								
1148	<b>AND DEBT SERVICE REVENUE</b>					12,871,771.00	5,592,296.91	0.00	7,279,474.09
1149									







MISD District Improvement Fund	85,253.98	
Head Start	444.50	
District Lost Book Account	17,649.18	
<b>TOTAL</b>		103,347.66
<b>Mineola Primary School</b>		
Advisory Council	14,409.44	
Yearbooks	3,296.42	
Box Tops	4,075.12	
Flower Fund	961.52	
Library Fund	1,397.81	
T-Shirts	2,662.57	
Teacher Gifts	10,050.78	
Title I Book Acct	275.00	
School Vending	1,939.03	
Benevolent Fund	11,419.91	
Lounge Vending	273.71	
<b>TOTAL</b>		50,761.31
<b>Mineola Elementary School</b>		
Teacher Gifts	5,233.73	
School Annual	963.41	
Benevolent Fund	1,302.25	
Advisory Council	4,383.84	
Flower Fund	404.89	
Library Fund	2,834.26	
Lounge Vending	294.08	
Summer PE Program	0.00	
School Vending	13,052.47	
P. E./Summer Fun Camp	0.00	
Kiwanis Kids	1,381.66	
<b>TOTAL</b>		29,850.59
<b>Mineola Middle School</b>		
AVID	462.40	
Band Fund	215.71	
Athletics	155.01	
Volleyball	287.00	
Flower Fund	192.49	
Jacket Jazz	176.67	
Advisory Council	1,523.17	
Choir	151.44	
MS Cheerleaders	4,989.41	
MS Yearbook	2,792.92	
Crime Stoppers	485.00	
Junior Honor Society	498.49	
Communities in Schools	775.98	
Athletic Boosters	614.90	
Library Fund	615.12	
Lounge Vending	588.75	
FCA-MS	2,263.84	
Builder's Club	988.55	
School Vending	4,377.26	
Benevolent Fund	7,862.20	
Science Club	1,456.80	
Student Council	379.00	
<b>TOTAL</b>		31,852.11

**Mineola High School**

Art	1,000.00	
Auto Mechanics	1,612.85	
Anchor Club	455.81	
Crime Stoppers	224.62	
Annual Staff	7,079.11	
Athletic Vending	7,811.82	
Athletic Equipment Donations	1,357.28	
Band Fund	592.61	
Business Club	0.00	
Band Trip Fund	2,860.51	
D. E. C. A.	272.78	
Fellowship of Christian Athletes	2,502.23	
Future Farmers of America	4,515.98	
Future Homemakers of America	66.89	
Class of 2016	927.00	
Benevolent Fund	2,716.89	
Testing/Tuition	4,412.45	
Lounge Vending	1,097.37	
Student Technoloty Assoc	69.87	
Choir	26.00	
Class of 2014	5,764.12	
Key Club	561.18	
Library Fund	70.55	
CIS-Go Center	499.57	
Junior Historians	786.71	
National Honor Society	362.38	
Nature Trail	1,047.10	
PAL'S	159.43	
Project Graduation	1,539.51	
H. S. Players/Drama	5,337.45	
Flower Fund	1,301.05	
Student Council	371.99	
Scholarship Fund	14,313.00	
Class of 2015	1,050.00	
Spanish Club	252.58	
Class of 2013	7,517.48	
Slot Car Racing	4,410.46	
HS Volleyball	0.00	
Varsity Cheerleaders	2,150.57	
AVID	737.17	
School Vending	4,068.18	
<b>TOTAL</b>		<b>91,902.55</b>

**WOOD COUNTY SPECIAL EDUCATION SSA**


Activity Fund	458.99	
<b>TOTAL</b>		<b>458.99</b>

**TEXPOOL  
PORTFOLIO SUMMARY  
ACTIVITY FOR MONTH ENDING  
December 31, 2012**

**LOCAL MAINTENANCE**

<i>Investments</i>	<i>Cost</i>	<i>Market</i>	<i>Ratio</i>	<i>Interest Rate</i>
Beginning of period	27,207.31	27,207.31	100.00%	0.15%
Deposits	0.00			
Withdrawals	0.00			
Interest accrued	3.47			
End of Period	27,210.78	27,210.78	100.00%	0.15%

This report is in compliance with the investment strategies as approved by the Public Funds Investment Act


  
Investment Officer

**TEXPOOL  
PORTFOLIO SUMMARY  
ACTIVITY FOR MONTH ENDING  
December 31, 2012**

**FOOD SERVICE**

<i>Investments</i>	<i>Cost</i>	<i>Market</i>	<i>Ratio</i>	<i>Interest Rate</i>
Beginning of period	17,520.79	17,520.79	100.00%	0.15%
Deposits	0.00			
Withdrawals	0.00			
Interest accrued	2.26			
End of Period	17,523.05	17,523.05	100.00%	0.15%

This report is in compliance with the investment strategies as approved by the Public Funds Investment Act


  
Investment Officer

**TEXPOOL  
PORTFOLIO SUMMARY  
ACTIVITY FOR MONTH ENDING  
December 31, 2012**

**INTEREST & SINKING**

<i>Investments</i>	<i>Cost</i>	<i>Market</i>	<i>Ratio</i>	<i>Interest Rate</i>
Beginning of period	107,029.88	107,029.88	100.00%	0.15%
Deposits	0.00			
Withdrawals	0.00			
Interest accrued	13.71			
End of Period	107,043.59	107,043.59	100.00%	0.15%

This report is in compliance with the investment strategies as approved by the Public Funds Investment Act


  
Investment Officer

**TEXPOOL  
PORTFOLIO SUMMARY  
ACTIVITY FOR MONTH ENDING  
December 31, 2012**

**WORKERS COMPENSATION**

<i>Investments</i>	<i>Cost</i>	<i>Market</i>	<i>Ratio</i>	<i>Interest Rate</i>
Beginning of period	483,902.34	483,902.34	100.00%	0.15%
Deposits	0.00			
Withdrawals	989.00			
Interest accrued	61.79			
End of Period	482,975.13	482,975.13	100.00%	0.15%

This report is in compliance with the investment strategies as approved by the Public Funds Investment Act

  
Investment Officer




**TEXPOOL  
PORTFOLIO SUMMARY  
ACTIVITY FOR MONTH ENDING  
December 31, 2012**

**DAN PEACOCK TRUST**

<i>Investments</i>	<i>Cost</i>	<i>Market</i>	<i>Ratio</i>	<i>Interest Rate</i>
Beginning of period	16,079.82	16,079.82	100.00%	0.15%
Deposits	0.00			
Withdrawals	0.00			
Interest accrued	2.02			
End of Period	16,081.84	16,081.84	100.00%	0.15%

This report is in compliance with the investment strategies as approved by the Public Funds Investment Act

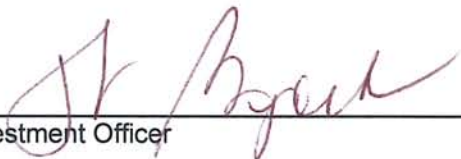
  
Investment Officer

**TEXPOOL  
PORTFOLIO SUMMARY  
ACTIVITY FOR MONTH ENDING  
December 31, 2012**

**G. W. ENGLISH TRUST**

<i>Investments</i>	<i>Cost</i>	<i>Market</i>	<i>Ratio</i>	<i>Interest Rate</i>
Beginning of period	235,745.78	234,745.78	100.00%	0.15%
Deposits	0.00			
Withdrawals	0.00			
Interest accrued	30.15			
End of Period	235,775.93	235,775.93	100.00%	0.15%

This report is in compliance with the investment strategies as approved by the Public Funds Investment Act


  
Investment Officer

**MINEOLA COMMUNITY BANK  
PORTFOLIO SUMMARY  
ACTIVITY FOR MONTH ENDING  
December 31, 2012**

**JUDGE TRUST**

<i>Investments</i>	<i>Cost</i>	<i>Market</i>	<i>Ratio</i>	<i>Interest Rate</i>
Beginning of period				
CD	18,000.00	18,000.00	100.00%	0.60%
CD	24,329.52	24,329.52	100.00%	1.10%
CD	26,814.59	26,814.59	100.00%	0.75%
SAVINGS ACCT	3,512.19	3,512.19	100.00%	0.25%
Deposits	350.11			
Withdrawals	0.00			
Quarterly Interest	2.20			
End of Period				
CD	18,000.00	18,000.00	100.00%	0.60%
CD	24,329.52	24,329.52	100.00%	1.10%
CD	26,814.59	26,814.59	100.00%	0.75%
SAVINGS ACCT	3,864.50	3,864.50	100.00%	0.25%

This report is in compliance with the investment strategies as approved by the Public Funds Investment Act


  
 \_\_\_\_\_  
 Investment Officer

**PORTFOLIO SUMMARY  
ACTIVITY FOR MONTH ENDING  
December 31, 2012**

**CERTIFICATE OF DEPOSIT/SAVINGS**

<i>Investments</i>	<i>Cost</i>	<i>Market</i>	<i>Ratio</i>	<i>Interest Rate</i>
Beginning of period	8,984,156.67	8,984,156.67	100.00%	
Deposits	669,975.97			
Withdrawals	0.00			
End of period	9,654,132.64	9,654,132.64		
Interest Accrued	7,247.04			
End of Period				
<b>Bank Texas</b>				
CD # 8025567	262,287.79	262,287.79	100.00%	0.40%
<b>Bank Texas</b>				
CD # 8025872	1,040,776.96	1,040,776.96	100.00%	0.65%
<b>First National Bank-Gilmer in Mineola</b>				
CD # 1005229	238,172.93	238,172.93	100.00%	0.60%
<b>Mineola Community</b>				
CD # 01-00542339-9	158,034.00	158,034.00	100.00%	0.75%
<b>Capital One</b>				
Savings #3830656862	7,753,732.82	7,753,732.82	100.00%	0.40%
<b>City National Bank</b>				
CD #10305497	201,128.14	201,128.14	100.00%	0.75%

This report is in compliance with the investment strategies as approved by the Public Funds Investment Act

  
 \_\_\_\_\_  
 Investment Officer




**TEXPOOL  
PORTFOLIO SUMMARY  
ACTIVITY FOR MONTH ENDING  
December 31, 2012**

**WOOD COUNTY SPECIAL EDUCATION SHARED SERVICES ARRANGEMENT**

<i>Investments</i>	<i>Cost</i>	<i>Market</i>	<i>Ratio</i>	<i>Interest Rate</i>
Beginning of period	15,378.33	15,378.33	100.00%	0.15%
Deposits	0.00			
Withdrawals	0.00			
Interest accrued	1.95			
End of Period	15,380.28	15,380.28	100.00%	0.15%

This report is in compliance with the investment strategies as approved by the Public Funds Investment Act

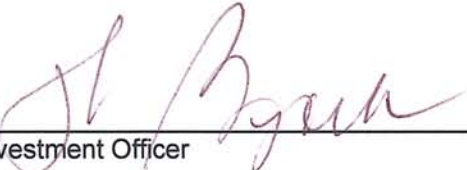
  
Investment Officer

**TEXPOOL  
PORTFOLIO SUMMARY  
ACTIVITY FOR MONTH ENDING  
December 31, 2012**

**WOOD COUNTY SPECIAL EDUCATION SHARED SERVICES ARRANGEMENT  
WORKER'S COMPENSATION**

<i>Investments</i>	<i>Cost</i>	<i>Market</i>	<i>Ratio</i>	<i>Interest Rate</i>
Beginning of period	19,902.45	19,902.45	100.00%	0.15%
Deposits	0.00			
Withdrawals	519.84			
Interest accrued	2.52			
End of Period	19,385.13	19,385.13	100.00%	0.15%

This report is in compliance with the investment strategies as approved by the Public Funds Investment Act

  
Investment Officer

**CAPITAL ONE BANK  
PORTFOLIO SUMMARY  
ACTIVITY FOR MONTH ENDING  
December 31, 2012**

**WOOD COUNTY SPECIAL EDUCATION SHARED SERVICES ARRANGEMENT**

<i>Investments</i>	<i>Cost</i>	<i>Market</i>	<i>Ratio</i>	<i>Interest Rate</i>
Beginning of period	474,582.75	474,582.75	100.00%	0.30%
Deposits	0.00			
Withdrawals	0.00			
Interest accrued	120.61			
End of Period	474,703.36	474,703.36	100.00%	0.30%

This report is in compliance with the investment strategies as approved by the Public Funds Investment Act

  
Investment Officer



BANK: 01 LOCAL MAINTENANCE

CHECK TYPE	CHECK NUMBER	CHECK DATE	CHECK AMOUNT	REMITTED TO
OFFC	60054	12-03-2012	40.39	8425 VERIZON- CELL PHONE
OFFC	60055	12-12-2012	107.73	2511 BROOKSHIRES #31 - STAFF MEAL
OFFC	60056	12-27-2012	15,998.47	745 AEP SOUTHWESTERN ELECTRIC POWER - Electric
SYST	60057	12-31-2012	110.00	9196 ANDRE CRAWFORD - GAME OFFICIAL
SYST	60058	12-31-2012	80.00	7718 ANDY FAUSS - GAME OFFICIAL
SYST	60059	12-31-2012	1,124.76	7745 BANK TEXAS, NA - TAX REFUND
SYST	60060	12-31-2012	216.00	1114 BROWNSBORO I.S.D. - WIL-ES MEALS
SYST	60061	12-31-2012	95.00	3149 BUDGET BUSINESS SYSTEMS - ES REPAIR
SYST	60062	12-31-2012	1,795.48	9172 CARLIE BRADLEY - TAX REFUND
SYST	60063	12-31-2012	162.96	1329 CHEVRON - V6 AC
SYST	60064	12-31-2012	1,970.03	549 CITY OF MINEOLA - WATER
SYST	60065	12-31-2012	1,658.83	9173 CORELOGIC REAL ESTATE TAX SERVICE - TAX REFUND
SYST	60066	12-31-2012	226.75	954 DAIRY QUEEN - ATHLETIC MEALS
SYST	60067	12-31-2012	15.00	8781 DAVID SMITH - GAME WORKER
SYST	60068	12-31-2012	80.00	8302 ERIC RYDER - GAME OFFICIAL
SYST	60069	12-31-2012	533.95	2170 FLATT STATIONERS, INC. - ES OFFICE, 3RD B
SYST	60070	12-31-2012	120.00	8012 FREDDIE PAUL - GAME OFFICIAL
SYST	60071	12-31-2012	36.60	920 GLEN DOSSETT - REIMBURSE
SYST	60072	12-31-2012	143.85	883 GOPHER SPORT - PS DE
SYST	60073	12-31-2012	1,872.90	7153 HEWLETT-PACKARD COMPANY - PRINTERS - ALL SCHOOLS
SYST	60074	12-31-2012	89.00	9428 HILTON GARDEN INN - NANCY, NARRAMORE
SYST	60075	12-31-2012	15.00	8167 JANA NANCE - GAME WORKER
SYST	60076	12-31-2012	30.00	7142 JEAN BLOCKER - GAME WORKER
SYST	60077	12-31-2012	20.00	9136 JERAD COBURN - GAME WORKER
SYST	60078	12-31-2012	80.00	9430 JESSE FRAZIER - GAME OFFICIAL
SYST	60079	12-31-2012	20.00	9388 JUDITH HARRIS - GAME WORKER
SYST	60080	12-31-2012	90.00	8826 KARL KILGORE - GAME OFFICIAL
SYST	60081	12-31-2012	15.00	9082 KELS Y NARRAMORE - GAME WORKER
SYST	60082	12-31-2012	47.45	8672 L-1 ENROLLMENT SERVICES DIVISION - FINGER PRINTING
SYST	60083	12-31-2012	100.00	7022 LONE STAR SOFTBALL TYLER CHAPTER - SCRIMMAGE FEE
SYST	60084	12-31-2012	1,929.85	8076 MINEOLA ISD TAX COLLECTOR - AUTO TAX PAYMENTS
SYST	60085	12-31-2012	355.00	3202 MPRINTS PRINTING, INC - ES OFFICE
SYST	60086	12-31-2012	90.00	5407 NANCY ARMSTRONG - GAME WORKER
SYST	60087	12-31-2012	38.76	921 NELDA SHIPP - REIMBURSE
SYST	60088	12-31-2012	490.00	5135 NIKE COACH OF THE YEAR - DRENNON, Blackwell, Casty, DUNN, BARTFIELD, SMITH, TALLE
SYST	60089	12-31-2012	85.50	9268 RYAN'S REPLACE CK# 58929
SYST	60090	12-31-2012	361.65	5356 SAM'S CLUB DIRECT - MEMBERSHIP, STAFF MEAL
SYST	60091	12-31-2012	30.20	724 SCHOOL SPECIALTY, INC. - MS SCIENCE
SYST	60092	12-31-2012	863.28	8003 SHERATON GRAND HOTEL - NIKE CLINIC
SYST	60093	12-31-2012	508.11	2013 STORY-WRIGHT INC. - MS OFFICE, ADMIN
SYST	60094	12-31-2012	50.00	7812 TABO - BASKETBALL SCRIMMAGE FEE
SYST	60095	12-31-2012	456.00	5035 TATUM MUSIC CO, INC - MS BAND
SYST	60096	12-31-2012	180.00	9426 TMH SOFTBALL - NANCY, NARRAMORE
SYST	60097	12-31-2012	345.94	822 WAL-MART STORES TEXAS, LLC - HOME ECO, MS LIBRARY
SYST	60098	12-31-2012	168.37	8553 WHATABURGER - ATHLETIC MEAL
SYST	60099	12-31-2012	2,511.50	837 WOOD COUNTY SPECIAL EDUCATION SSA - SHARD
VOID	60100	12-31-2012	779.59	5574 WORLD BOOK, INC - VOID
SYST	60168*	12-17-2012	255.15	6085 ACE HARDWARE - MAINTENANCE

BANK: 01 LOCAL MAINTENANCE

TYPE	CHECK NUMBER	CHECK DATE	CHECK AMOUNT	REMITTED TO
SYST	60169	12-17-2012	20.00	9420 ALEX EPPS - GAME WORKER
SYST	60170	12-17-2012	977.00	5370 ALLIED WASTE SERVICES - TRASH PICK-UP
SYST	60171	12-17-2012	80.00	9153 ALVIN WRIGHT - GAME WORKER
SYST	60172	12-17-2012	80.00	6445 ANITA HOPKINS - GAME WORKER
SYST	60173	12-17-2012	26,284.30	1130 APPLE, INC. - IPADS FOR VARIOUS CLASSES/TEACHERS
SYST	60174	12-17-2012	170.81	3549 AT&T - PHONE LINES
SYST	60175	12-17-2012	9.98	3533 AT&T LONG DISTANCE - Long distance
SYST	60176	12-17-2012	66.67	4783 BENNIE TAYLOR - GAME OFFICIAL
SYST	60177	12-17-2012	34.66	9224 BENSON'S EAT'S & TREAT'S - Athletic meals
SYST	60178	12-17-2012	75.00	5825 BIG SANDY ISD - MS BASKETBALL
SYST	60179	12-17-2012	340.18	8164 BRIAN PULLUM - REIMBURSE
SYST	60180	12-17-2012	550.00	7010 BROWNSBORO BOOSTER CLUB - POWERLIFTING
SYST	60181	12-17-2012	70.00	9421 BRUCE JACOBSON - GAME OFFICIAL
SYST	60182	12-17-2012	225.00	3149 BUDGET BUSINESS SYSTEMS - PS REPAIR
SYST	60183	12-17-2012	65.00	9152 C SHANE WALDEN - GAME OFFICIAL
SYST	60184	12-17-2012	142.34	1033 CADE'S BUILDING MATERIALS, INC. - MAINTENANCE
SYST	60185	12-17-2012	60.00	9135 CARLA TAYLOR - GAME
SYST	60186	12-17-2012	2,367.40	571 CENTERPOINT ENERGY RESOURCES CORP. - GAS
SYST	60187	12-17-2012	1,876.10	4447 COMPUTERLAND NETWORK TECHNOLOGIES - Tech Supply - All
SYST	60188	12-17-2012	213.50	8060 CONNIE D HAGEN, INC - DRUG TESTING
SYST	60189	12-17-2012	225.00	954 DAIRY QUEEN - Athletic meals
SYST	60190	12-17-2012	66.67	8825 DAVID MABERRY - GAME OFFICIAL
SYST	60191	12-17-2012	15.00	8781 DAVID SMITH - GAME WORKER
SYST	60192	12-17-2012	579.60	557 DEALERS ELECTRICAL SUPPLY CO. - MAINTENANCE
SYST	60193	12-17-2012	485.00	7914 DEATON'S COMMUNICATIONS LLC - TRANSPORTATION
SYST	60194	12-17-2012	90.00	8322 DELBERT SIMPSON - GAME OFFICIAL
SYST	60195	12-17-2012	5,685.63	2597 DELMAR PUBLISHERS INC. - DECOR FLORAL DESIGN
SYST	60196	12-17-2012	65.00	9423 DON COLLINS - GAME OFFICIAL
SYST	60197	12-17-2012	6,873.52	8444 DUKO OIL CO, INC - TRANSPORTATION
SYST	60198	12-17-2012	44.00	563 EAST TEXAS ALARM, INC. - MAINTENANCE
SYST	60199	12-17-2012	17,325.00	1916 EUBANKS-HARRIS-ROBERTS-CRAIG - ROOFING ARCHITECT
SYST	60200	12-17-2012	91.92	9366 FASTENAL COMPANY - TRANSPORTATION
SYST	60201	12-17-2012	256.00	8053 FCCLA - HOME ECO
SYST	60202	12-17-2012	500.00	8284 FORNEY QUARTERBACK CLUB - POWERLIFTING
SYST	60203	12-17-2012	313.95	7703 G&K SERVICES - MAINTENANCE, TRANSPORTATION
SYST	60204	12-17-2012	770.55	8820 GRAND HYATT SAN ANTONIO CONVENTION - OLIVER
SYST	60205	12-17-2012	80.00	5402 HARDY & ATHERTON, PC - SCHOOL ATTY
SYST	60206	12-17-2012	225.00	7327 HAWKINS BOOSTER CLUB - BASKETBALL
SYST	60207	12-17-2012	90.00	5067 HENRY BROWN - GAME OFFICIAL
SYST	60208	12-17-2012	85.00	8771 HERBERT C WASHINGTON SR - GAME OFFICIAL
SYST	60209	12-17-2012	5,120.19	7153 HEWLETT-PACKARD COMPANY - PRINTERS - ALL schools
SYST	60210	12-17-2012	24.12	6657 INDEPENDENT GLASS & MIRROR CO, INC - MAINTENANCE
SYST	60211	12-17-2012	145.00	8833 INTERSCHOLASTIC LEAGUE PRESS CONFER - JACKET BUZZ
SYST	60212	12-17-2012	220.00	6087 J & S BLUEPRINT CO - ROOFING PROJECT
SYST	60213	12-17-2012	66.66	1772 JAMES R ANDERSON - GAME OFFICIAL
SYST	60214	12-17-2012	30.00	8167 JANA NANCE - GAME WORKER
SYST	60215	12-17-2012	80.00	9419 JASPER MANNING II - GAME OFFICIAL
SYST	60216	12-17-2012	86.25	7142 JEAN BLOCKER - GAME WORKER

BANK: 01 LOCAL MAINTENANCE

CHECK TYPE	CHECK NUMBER	CHECK DATE	CHECK AMOUNT	REMITTED TO
SYST	60217	12-17-2012	90.00	5072 JEFF DOWN - GAME OFFICIAL
SYST	60218	12-17-2012	30.00	9337 JEFF TITTLE - GAME WORKER
SYST	60219	12-17-2012	136.51	1475 JOHN DEERE FINANCIAL - MAINTENANCE
SYST	60220	12-17-2012	19.61	6894 JOHN T. VANDOVER - REIMBURSE
SYST	60221	12-17-2012	60.00	9422 JOSH WHEELER - GAME WORKER
SYST	60222	12-17-2012	60.00	9388 JUDITH HARRIS - GAME WORKER
SYST	60223	12-17-2012	15.00	8483 KELSEY NARRAMORE - GAME WORKER
SYST	60224	12-17-2012	80.00	7339 LAKEITHA JONES - GAME OFFICIAL
SYST	60225	12-17-2012	277.45	1526 LAKESHORE LEARNING MATERIALS - KINDERGARTEN
SYST	60226	12-17-2012	250.00	8079 LAPOYNOR ISD - BASKETBALL
SYST	60227	12-17-2012	30.00	7444 LAURA DENNIS - GAME WORKER
SYST	60228	12-17-2012	1,959.65	9259 LEGO EDUCATION - Ed GIT Robotic
SYST	60229	12-17-2012	500.00	1201 LINDALE ISD - MS BASKETBALL
SYST	60230	12-17-2012	15.00	7705 LISA MILLER - GAME WORKER
SYST	60231	12-17-2012	15.00	8151 LORRIE DRENNON - GAME WORKER
SYST	60232	12-17-2012	199.18	2686 LOWE'S - MAINTENANCE
SYST	60233	12-17-2012	72.67	631 MARK'S PLUMBING PARTS - MAINTENANCE
SYST	60234	12-17-2012	943.40	9418 MARRIOTT DALLAS LAS COLINAS - HOME ECO
VOID	60235	12-17-2012	31.25	7821 MCDONALDS - ATHLETIC MEALS
SYST	60236	12-17-2012	43.82	8267 MCDONALDS - ATHLETIC MEALS
SYST	60237	12-17-2012	163.62	1457 MINEOLA AUTO SUPPLY - AUTO MECHANICS
SYST	60238	12-17-2012	140.00	9408 MINEOLA HIGH SCHOOL JUNIOR CLASS - Ed WIL MEALS
SYST	60239	12-17-2012	515.88	8076 MINEOLA ISD TAX COLLECTOR - AUTO TAX PAY
SYST	60240	12-17-2012	63.00	649 MINEOLA MONITOR - ADMIN
SYST	60241	12-17-2012	4,369.50	1815 MINEOLA SUPPLY COMPANY, INC. - CUSTODIAL
SYST	60242	12-17-2012	316.29	7501 MOMAR, INC. - TRANSPORTATION
SYST	60243	12-17-2012	14.50	3529 MR D'S 10 MINUTE OIL CHANGE - TRANSPORTATION
SYST	60244	12-17-2012	191.10	5407 NANCY ARMSTRONG - GAME WORKER
SYST	60245	12-17-2012	50.00	9248 NATIONAL HISTORY CLUB - MS HISTORY
SYST	60246	12-17-2012	125.00	9413 NETHEALTH - Kolbye
SYST	60247	12-17-2012	382.16	8110 O'REILLY AUTO PARTS - TRANSPORTATION
SYST	60248	12-17-2012	560.00	1714 PATTY HAWKINS - HOME ECO MEALS
SYST	60249	12-17-2012	7,131.70	5531 PERDUE, BRANDON, FIELDER, COLLINS & - DEL TAXED, - Sept, Oct, NOV
SYST	60250	12-17-2012	70.00	8506 PHILLIP RAGLIN - GAME OFFICIAL
SYST	60251	12-17-2012	717.00	6204 PITNEY BOWES - METER RENT
VOID	60252	12-17-2012	87.90	7828 PIZZA HUT - VOID
SYST	60253	12-17-2012	87.90	9417 PIZZA HUT - ATHLETIC MEALS
SYST	60254	12-17-2012	750.79	685 PRICE INTERNATIONAL, INC. - TRANSPORTATION
SYST	60255	12-17-2012	190.46	9151 QUALITY INN & SUITES - JACKSON, WHEELER
SYST	60256	12-17-2012	73.40	701 QUILL CORPORATION - ADMIN
SYST	60257	12-17-2012	93.21	9416 RICHIE'S GRILL - ATHLETIC MEAL
SYST	60258	12-17-2012	80.00	6462 ROBERT ROBINSON - GAME OFFICIAL
SYST	60259	12-17-2012	65.00	8290 ROBERT WALTERS - GAME OFFICIAL
SYST	60260	12-17-2012	130.00	8496 RODERICH DAVIS - GAME OFFICIAL
SYST	60261	12-17-2012	2,014.33	7334 RUDD CONTRACTING CO, INC - NIGH SCHOOL Lobby
SYST	60262	12-17-2012	75.68	8442 RUSH BUS CENTERS - TRANSPORTATION
SYST	60263	12-17-2012	100.08	8442 RUSH BUS CENTERS - TRANSPORTATION
SYST	60264	12-17-2012	110.00	3785 SAFETY-KLEEN SYSTEMS, INC - TRANSPORTATION

BANK: 01 LOCAL MAINTENANCE

CHECK TYPE	CHECK NUMBER	CHECK DATE	CHECK AMOUNT	REMITTED TO
SYST	60265	12-17-2012	318.10	5356 SAM'S CLUB DIRECT - <i>STAFF meal</i>
SYST	60266	12-17-2012	4,421.88	8497 SCHNEIDER ELECTRIC BUILDINGS AMERIC - <i>Energy CONTRACT</i>
SYST	60267	12-17-2012	200.00	8821 SCHOOL NEWSPAPERS ONLINE - <i>JACKET Buzz</i>
SYST	60268	12-17-2012	411.05	724 SCHOOL SPECIALTY, INC. - <i>2<sup>ND</sup> G, 1<sup>ST</sup> G, KINDERGARTEN</i>
SYST	60269	12-17-2012	90.00	5411 SHANE HELMS - <i>GAME OFFICIAL</i>
SYST	60270	12-17-2012	75.00	4835 SIGN MART - <i>MAINTENANCE</i>
SYST	60271	12-17-2012	874.36	2013 STORY-WRIGHT INC. - <i>PS OFFICE, HS OFFICE, ADMIN</i>
SYST	60272	12-17-2012	428.13	6883 SUBWAY - <i>ATHLETIC MEAL</i>
SYST	60273	12-17-2012	29,809.20	8339 SUPERNET I - <i>Supernet II</i>
SYST	60274	12-17-2012	5,465.23	7154 SUPERNET II - <i>W/13 Data</i>
SYST	60275	12-17-2012	100.00	6746 TASO-EAST TEXAS CHAPTER - <i>Baseball Derimrage Fee</i>
SYST	60276	12-17-2012	107.00	5035 TATUM MUSIC CO, INC - <i>MS BAND</i>
SYST	60277	12-17-2012	100.00	7347 TCA - <i>DAIMER</i>
SYST	60278	12-17-2012	84.00	774 TEXAS DEPT OF PUBLIC SAFETY - <i>(CRIMINAL) histories</i>
SYST	60279	12-17-2012	130.00	2204 THSBCA - <i>JACKSON WHEELER</i>
SYST	60280	12-17-2012	75.00	7014 THSPA - <i>POWERTITTING</i>
SYST	60281	12-17-2012	425.00	8986 TSATA - <i>CASTILLO</i>
SYST	60282	12-17-2012	1,995.00	801 UNIVERSAL TIME EQUIPMENT COMPANY - <i>MAINTENANCE</i>
SYST	60283	12-17-2012	550.00	7733 VAN ISD - <i>POWERLIFTING</i>
SYST	60284	12-17-2012	85.00	807 VISUAL TECHNIQUES, INC. - <i>TECH Supply</i>
VOID	60285	12-17-2012	0.00	VOID CHECK FROM SYSTEM - <i>3<sup>RD</sup> G, 4<sup>TH</sup> G, Kindergarten, Head Start, Athletics</i>
SYST	60286	12-17-2012	2,048.35	822 WAL-MART STORES TEXAS, LLC - <i>2<sup>ND</sup> G, 4<sup>TH</sup> G, 1<sup>ST</sup> G, Maint, TRANS</i>
SYST	60287	12-17-2012	84.83	8972 WING DINGERS - <i>Athletic meal</i>
SYST	60288	12-17-2012	40,767.88	837 WOOD COUNTY SPECIAL EDUCATION SSA - <i>Sp Ed Coop</i>

BANK 01 TOTALS	SYSTEM CHECKS	OFFICE CHECKS	VOID CHECKS	NO CHECKS	CHECK AMOUNTS
				161	204,837.77
				3	16,146.59
				4	898.74
				-----	-----
				168	221,883.10