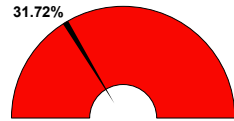


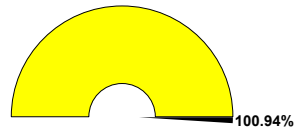
General Fund | Revenue Dashboard

For the Period Ending June 30, 2020

Projected Year End Fund Balance as % of Budgeted Revenues

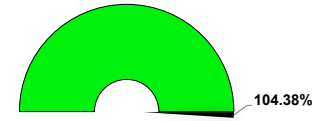


Actual YTD Revenues




Projected YTD Revenues
100.00%

Actual YTD Local Sources



Projected YTD Local Sources
100.00%

Actual YTD State Sources

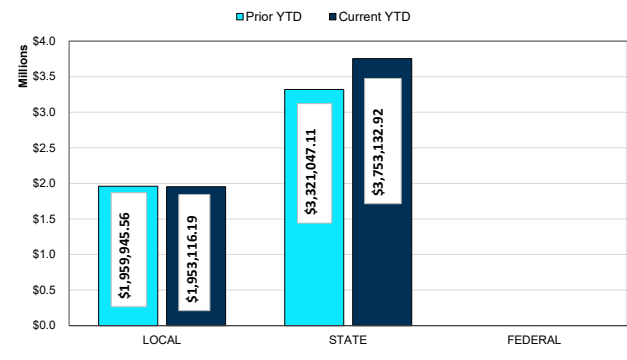


Projected YTD State Sources
100.00%

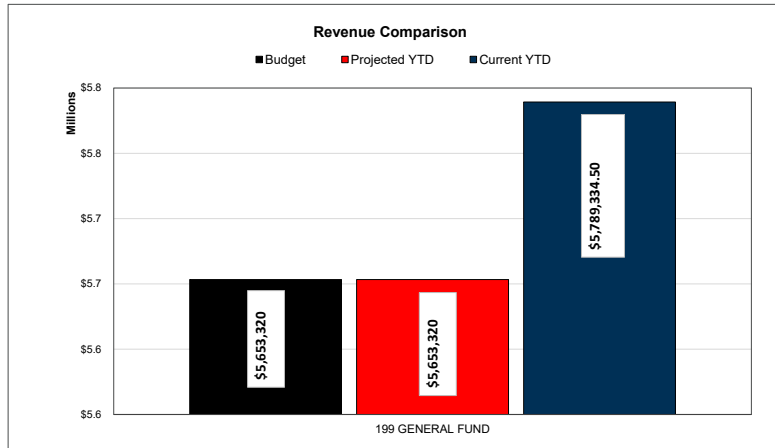
Top 10 Sources of Revenue Year-to-Date

Foundation Entitlements	\$3,378,214
Taxes-Current Year Levy	\$1,766,981
Trs/Trs Care On-Behalf Payment	\$246,710
Per Capita Apportionment	\$121,117
Other Resources	\$83,085
Taxes, Prior Years	\$82,302
Athletic Activity	\$27,978
Rent	\$24,900
Earnings Temp Deposits/Invest	\$23,411
Penalties-Interest-Oth Tax Rev	\$17,511
Percent of Total Revenues YTD	99.70%

Revenue by Source



Revenue Comparison



Revenue by Source

