


January 25, 2022

Superintendent's Report





Around the Schools




Students competed in the Amphitheater District Spelling Bee last week. Congrats to all who participated. The top five in order of first to fifth place were: Kiera Franks from Cross Middle School, Natalia Hightower from Wilson K-8, Neal Qin from Amphi Academy Online, Kian Huff from Cross Middle School and Muhammad Yusuf Maruf from Walker Elementary School. The winning word was “espousal.”



Around the Schools



Rio Vista Elementary School students have a special instructor, Sylvia Estrella, coming in to teach them yoga and the benefits of mental awareness and physical health.



Amphi Middle School students who work with Mighty Mentors got a surprise this week. They learned what the volunteers do for a living. This includes working in law enforcement, finance, education and in medical fields. Thank you to our mentors!



Around the Schools



Last week, Scott Carlson, a professional pottery maker, visited Nash Elementary School and taught students how to make clay. He brought along his potter's wheel and made mini vases for first-and third-graders to take home.



Canyon del Oro High School's Early Childhood Education Career and Technical Education students have been putting their skills to work this week teaching and playing with our preschool students.



Around the Schools



At Amphitheater High School, we see students in some of our other Career and Technical Education programs learning and growing with hands-on activities. These include students taking classes in the District's TV/Video Production, Auto Diesel, Welding, and Sports Medicine programs.



Around the Schools



January 20 was the 100th day of school, and our schools and students celebrated the day in traditional fashion, many dressing as 100-year-olds! Here we see pictures from Keeling Elementary School, Innovation Academy and Holaway Elementary School. Principal Rowdy Frederiksen was joined by his “twin brother” Zero the Hero for the occasion.



Around the Schools



Here are a few more photos from the 100th Day celebrations at Prince, Donaldson and Painted Sky Elementary Schools.



Thank You



Thank you to the Amphi Foundation and volunteers who helped Nash Elementary School students pick out shoes and socks at Kohl's last week. The shopping trip was part of the Foundation's Shoes to Smiles program.

The background is a solid blue color with a pattern of white, stylized evergreen branches. The branches are thin and delicate, with small, pointed leaves. They are scattered across the frame, with some appearing more prominent than others. The overall effect is a clean, modern, and somewhat wintry aesthetic.

The Pandemic and Mitigation Efforts



Review of Data

Pandemic Status

Epi curve Pima County COVID cases

COVID-19 Cases by Day

Data currently shown for **All Time**
Date updated: 1/10/2022

Select time frame:

All Time

Last 6 Months

Hover for more information

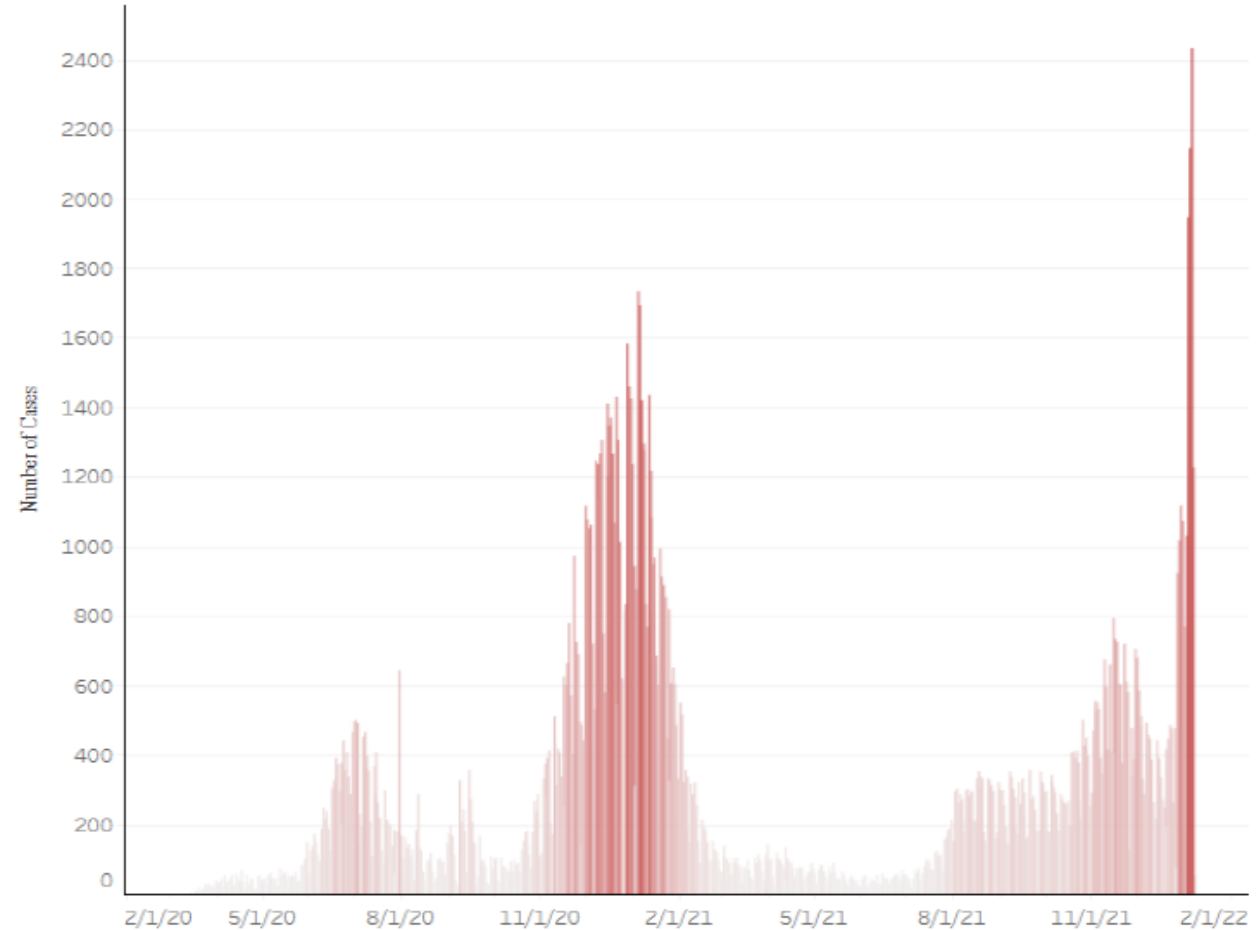
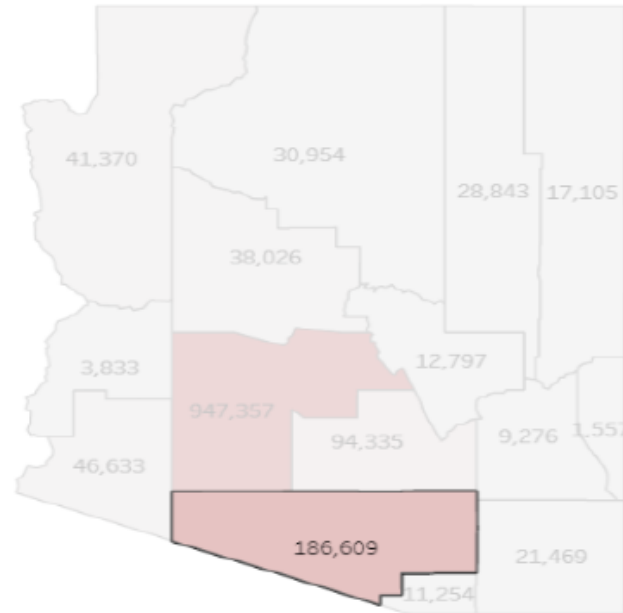
i

What is an Epi Curve?

An epi curve is a visual display of cases associated with an outbreak by a specific date. In the graph below, the date of specimen collection is used as the date.

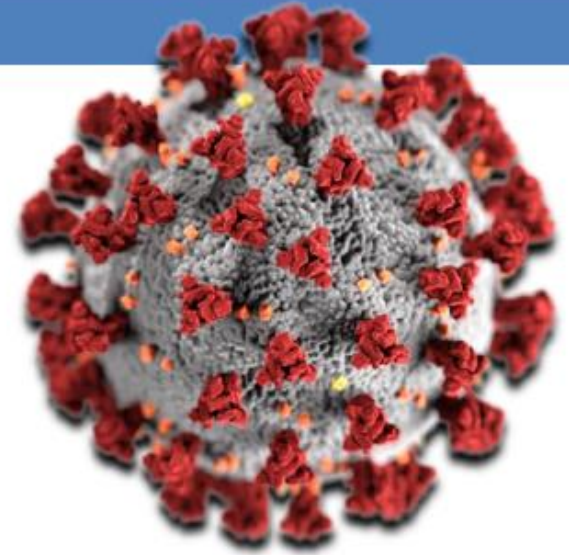
Epi Curves may be used to describe an outbreak's time trend or distribution of cases over time, the general sense of the outbreaks' magnitude, and the most likely time period of exposure.

Click below to filter data by county of residence.



Pima County COVID-19:

- As of 1/12/22:
- HIGH transmission
- ~2000 new daily cases
- 11,360 cases in the County
- 1084 cases/100K
- 28% test positivity
- 64 deaths over last 7 days
- Accelerated school transmission



Pima County Data – Entire Pandemic

January 11 Report:



TOTAL CASES
174,189



TOTAL DEATHS
3,206

FEMALE CASES
51.85 %

MALE CASES
47.09 %

<5 YEARS
2.02 %

05-19 YEARS
16.67 %

20-44 YEARS
43.71 %

45-54 YEARS
13.23 %

55-64 YEARS
11.37 %

65+ YEARS
12.97 %

Updated this week:



TOTAL CASES
200,095



TOTAL DEATHS
3,345

FEMALE CASES
52.12 %

MALE CASES
46.74 %

<5 YEARS
2.15 %

05-19 YEARS
17.03 %

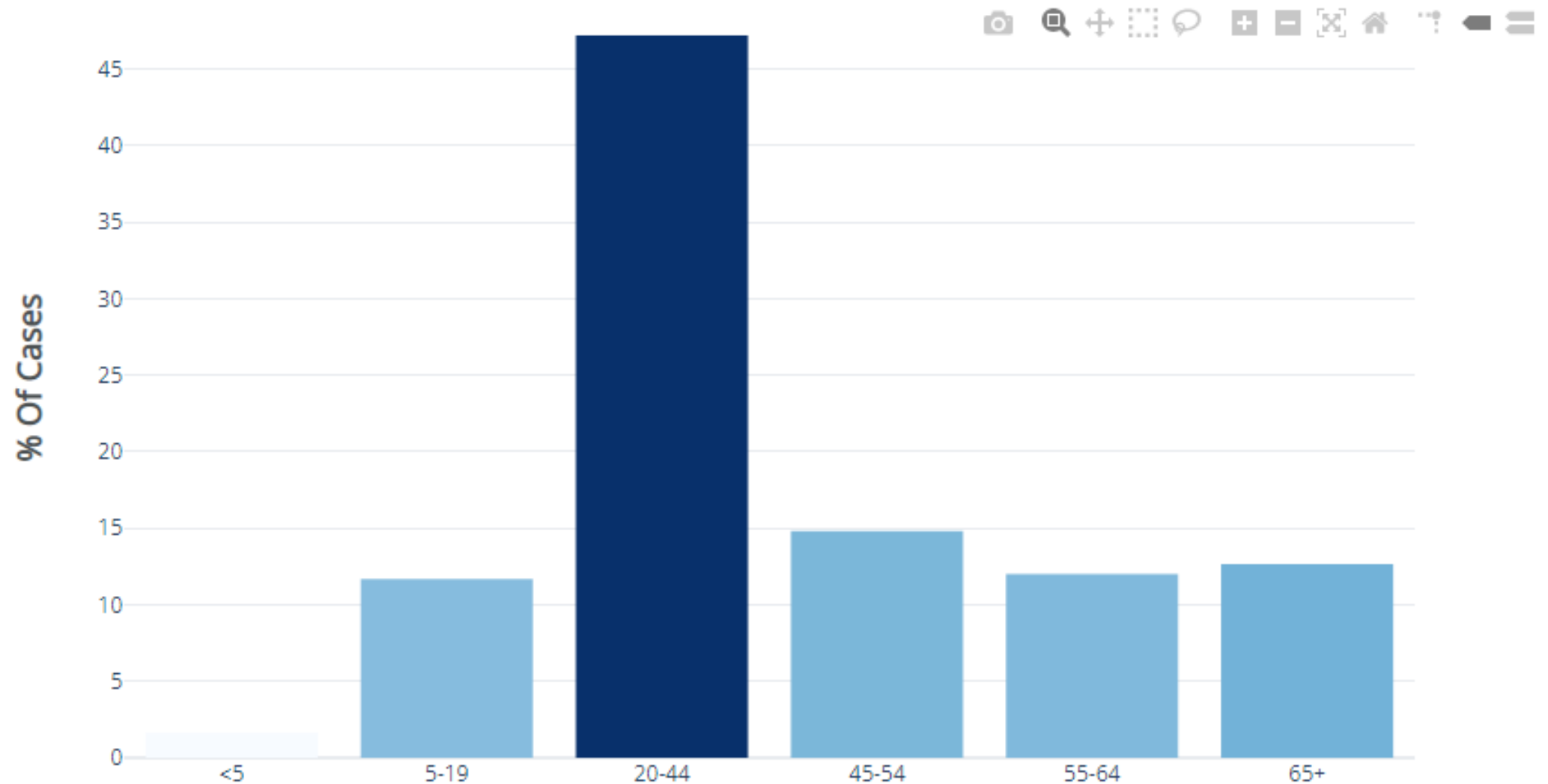
20-44 YEARS
44.11 %

45-54 YEARS
13.04 %

55-64 YEARS
11.07 %

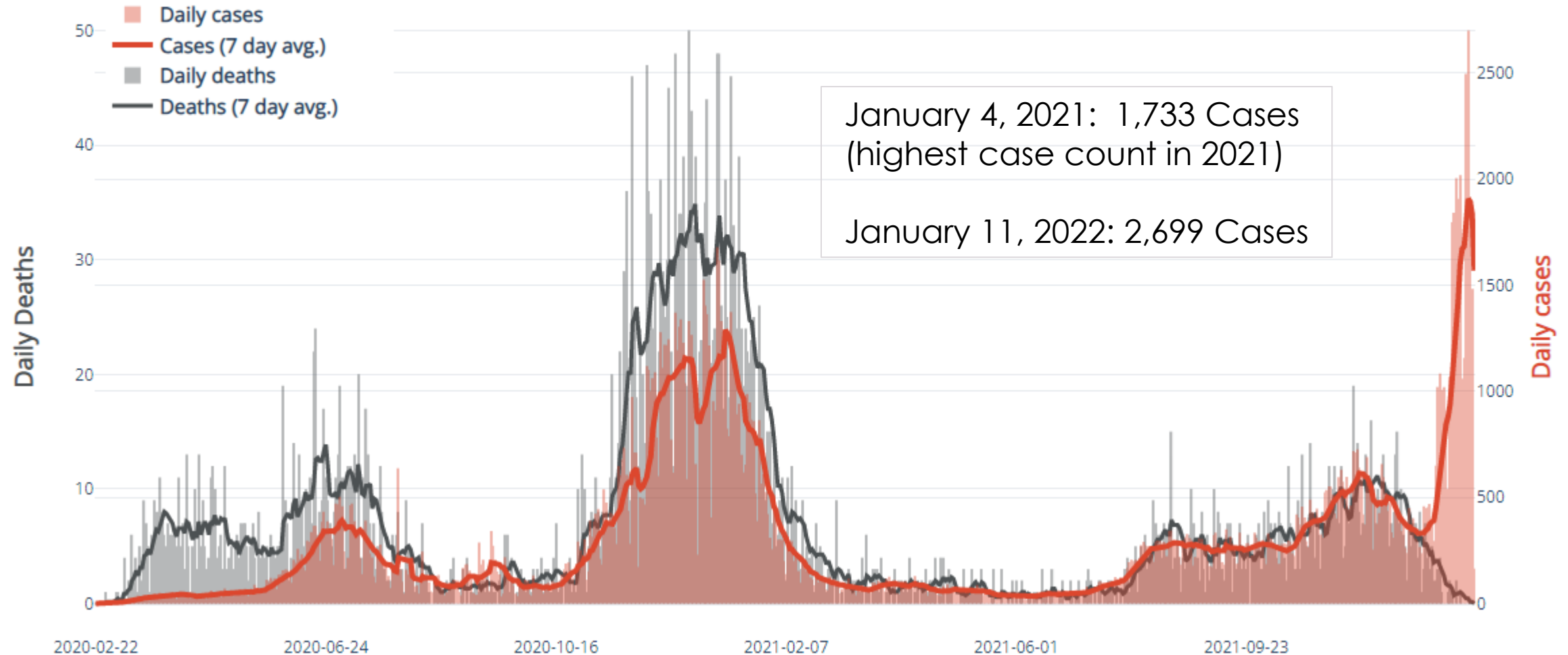
65+ YEARS
12.40 %

% Of Total Cases By Group Of Age

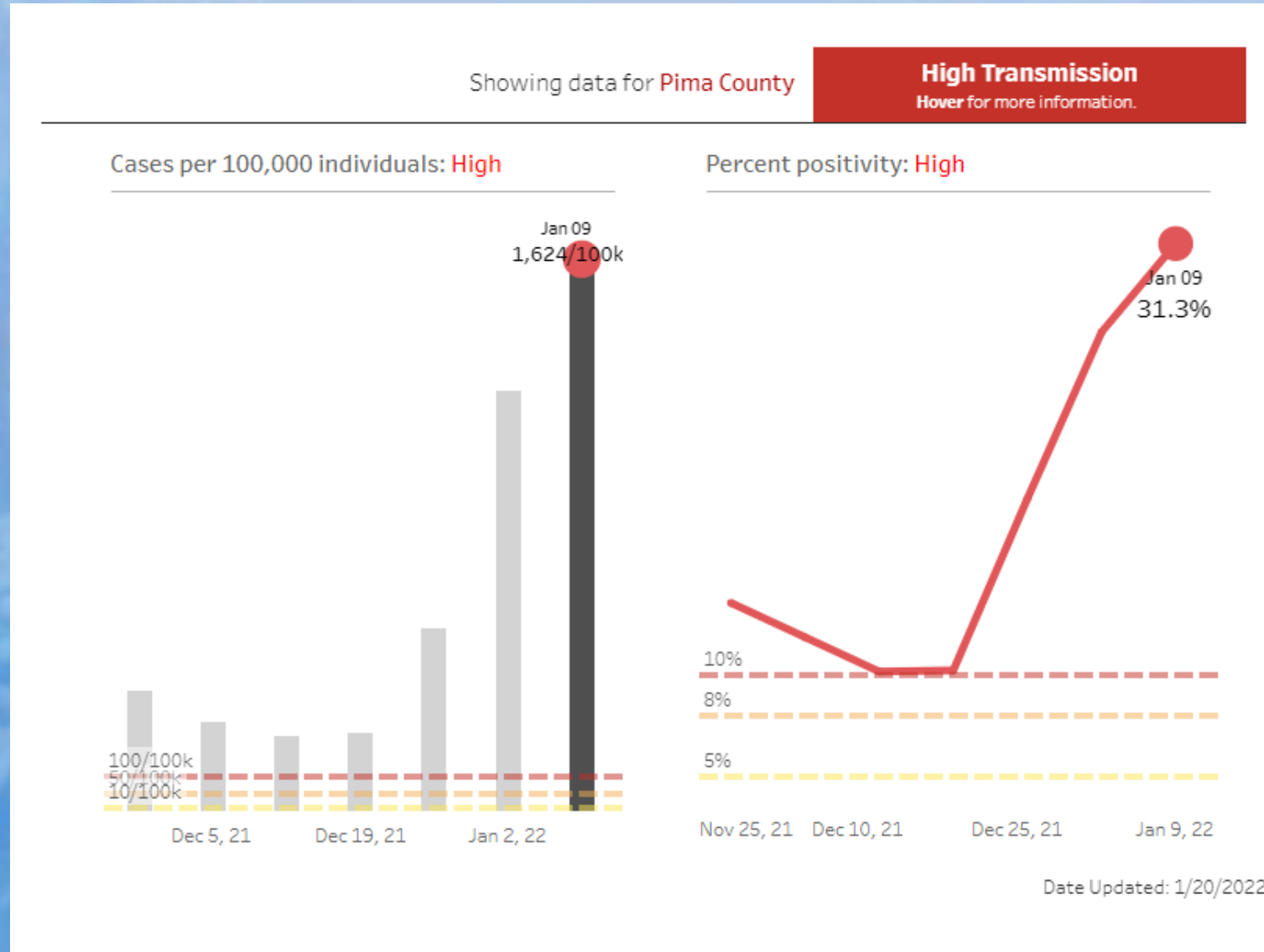


Perspective: Cases and Deaths over the Entire Pandemic Period (Pima County)

Cases and Deaths



The 2 Key Indicators: Cases per 100K and Percent Positivity in Tests



The Pima County Metric Charts

COVID IN THE COUNTY

Pima County is on **Red Alert** for high transmission rate of COVID-19



HIGH RISK

*Pima County's case rate is **1,658 per 100,000**—more than 16 times the CDC threshold for high transmission of 100 cases per 100,000. ◀ **Cases increasing***

Cases over two consecutive weeks (with complete reporting of cases)

Percent Positivity

COVID-19 like illness

Criteria not met

Progress

Criteria met

Lab Testing Availability and Utilization

Hospital Bed Capacity

Sufficient Personal Protective Equipment (PPE) for Emergency Responders

Criteria not met

Progress

Criteria met

Timely case investigation

Testing of symptomatic contacts within 48 hours

Facilities/support for patients who can't be discharged home – Statewide

Criteria not met

Progress

Criteria met

Amphi District Cases -- Current and Entire School Year



14

Active cases in Employees

Equates to 0.72% of Employees



102

Active cases in Students

Equates to 0.84% of the Student Population

Last Board Meeting:

11 Employee Cases

74 Student Cases

854 YTD Total Cases

School Cases

*As reported since July 20, 2021.
Updated on Thursdays.*

Total cases: 11,609

Outbreaks: 320

Updated: 1/20/22, 1:25 p.m.

District/category	Cases
Amphitheater	1,365
Catalina Foothills	292
Continental	98
Flowing Wells	537
Marana	947
Sahuarita	616
Sunnyside	1,163
Tanque Verde	168
Tucson Unified	3,170
Vail	1,324
Other	1,929

[Pima County COVID-19
Data and Reports](#)

Misleading Data on PCHD Website

- › PCHD district/school case counts only include state reported data.
- › From the beginning, Amphitheater wanted to provide tests to our families, so we obtained a federal CLIA Waiver which obligates us to report any tests that we administer. At that time, this was the only way that schools were permitted to provide testing.
- › In Amphitheater, we report any positive test that is reported to us even if we did not administer it.
- › Eventually, PCHD began providing tests that can be administered at home. These do not have the same reporting requirements for schools or districts with CLIA waivers. This is why cases reported on the PCHD dashboard for some districts don't match the numbers the districts report on their own dashboards. For example:
 - Marana's actual count of cases to date for the current school year is 2,095, which is accurately reported on the Marana school district's website.
 - Marana cases reported by PCHD (947) only include direct state report cases – only half of Marana's full case count for the current school year.

OSHA Employee Vaccination Mandate

- › USSC decision invalidated vaccination mandate for employers of 100+ employees
- › District immediately terminated its compliance process regarding employee vaccination data



Questions?