

Academic Progress Report

BELTON ISD BOARD OF TRUSTEES
REGULAR BOARD MEETING
July 21, 2025



Purpose

Report on grades 3-8 academic progress as measured by STAAR in Belton ISD.





3-8 Math

3

BISD Overtime STAAR Results										
Math - Grades 3-8 - Approaches combined with Meets & Masters										
Math	Performance	2019	2020	2021	2022		2023	2024	2025	Change
3	Approaches	81%	COVID	65%	67%	STAAR Redesign	70%	72%	67%	-5%
	Meets	51%		30%	36%		39%	41%	39%	-2%
	Masters	27%		15%	16%		16%	14%	16%	2%
4	Approaches	80%		66%	71%		65%	65%	67%	2%
	Meets	55%		42%	44%		42%	43%	40%	-3%
	Masters	36%		26%	25%		19%	19%	19%	0%
5	Approaches	93%		75%	75%		82%	77%	74%	-3%
	Meets	54%		50%	42%		52%	49%	43%	-6%
	Masters	37%		28%	21%		24%	19%	20%	1%
6	Approaches	81%		70%	69%		72%	70%	71%	1%
	Meets	48%		33%	33%		33%	34%	33%	-1%
	Masters	19%		12%	10%		11%	10%	12%	2%
7	Approaches	62%		34%	46%		51%	34%	35%	1%
	Meets	17%		5%	11%		17%	11%	13%	2%
	Masters	1%		1%	2%		1%	1%	1%	0%
8	Approaches	89%		64%	67%		76%	69%	72%	3%
	Meets	59%		35%	32%		42%	36%	46%	10%
	Masters	16%		7%	9%		14%	10%	14%	4%

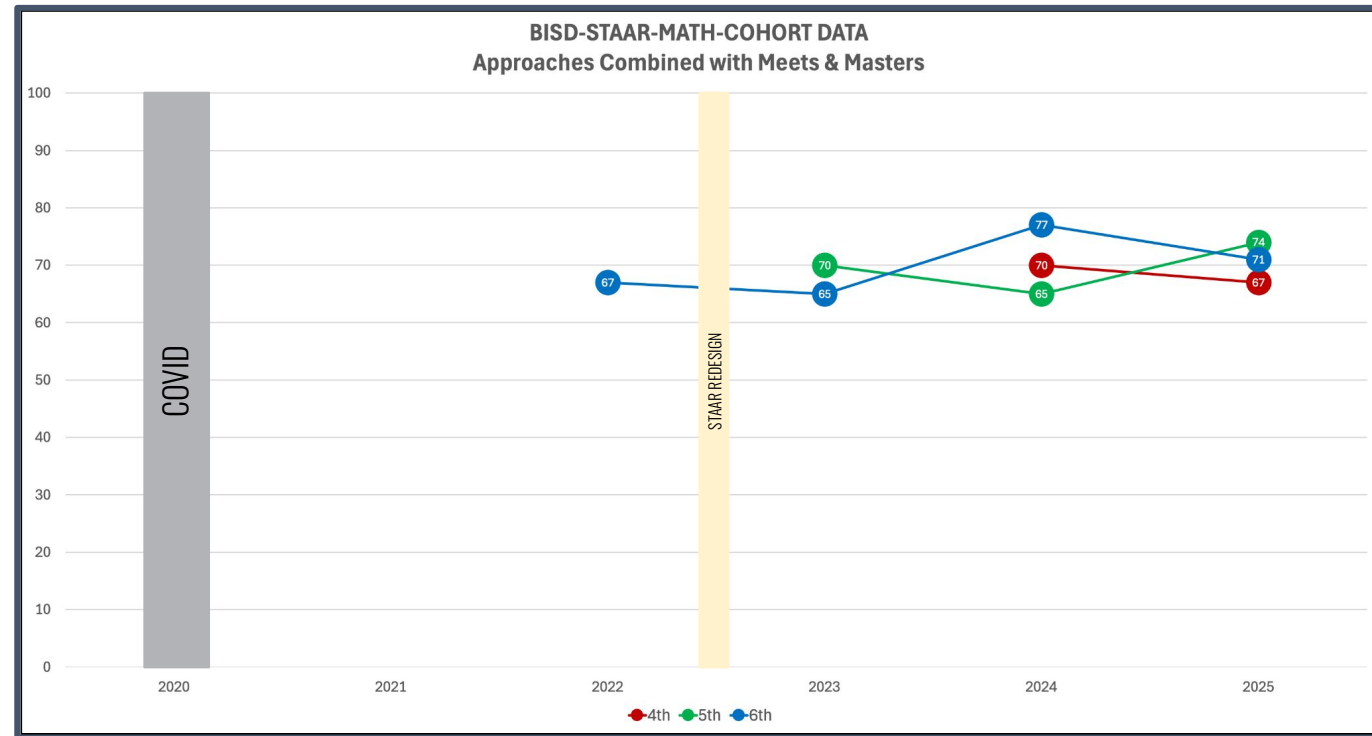


3-8 Math

4

2025 Math STAAR Results

Subject	Performance	BISD	Region	State
3	Approaches	67%	67%	70%
	Meets	39%	39%	45%
	Masters	16%	15%	19%
4	Approaches	67%	65%	68%
	Meets	40%	40%	46%
	Masters	19%	19%	24%
5	Approaches	74%	70%	73%
	Meets	43%	41%	46%
	Masters	20%	17%	22%
6	Approaches	71%	69%	72%
	Meets	33%	33%	37%
	Masters	12%	12%	15%
7	Approaches	35%	49%	52%
	Meets	13%	28%	32%
	Masters	1%	8%	11%
8	Approaches	72%	66%	69%
	Meets	46%	39%	44%
	Masters	14%	12%	17%





3-8 Reading

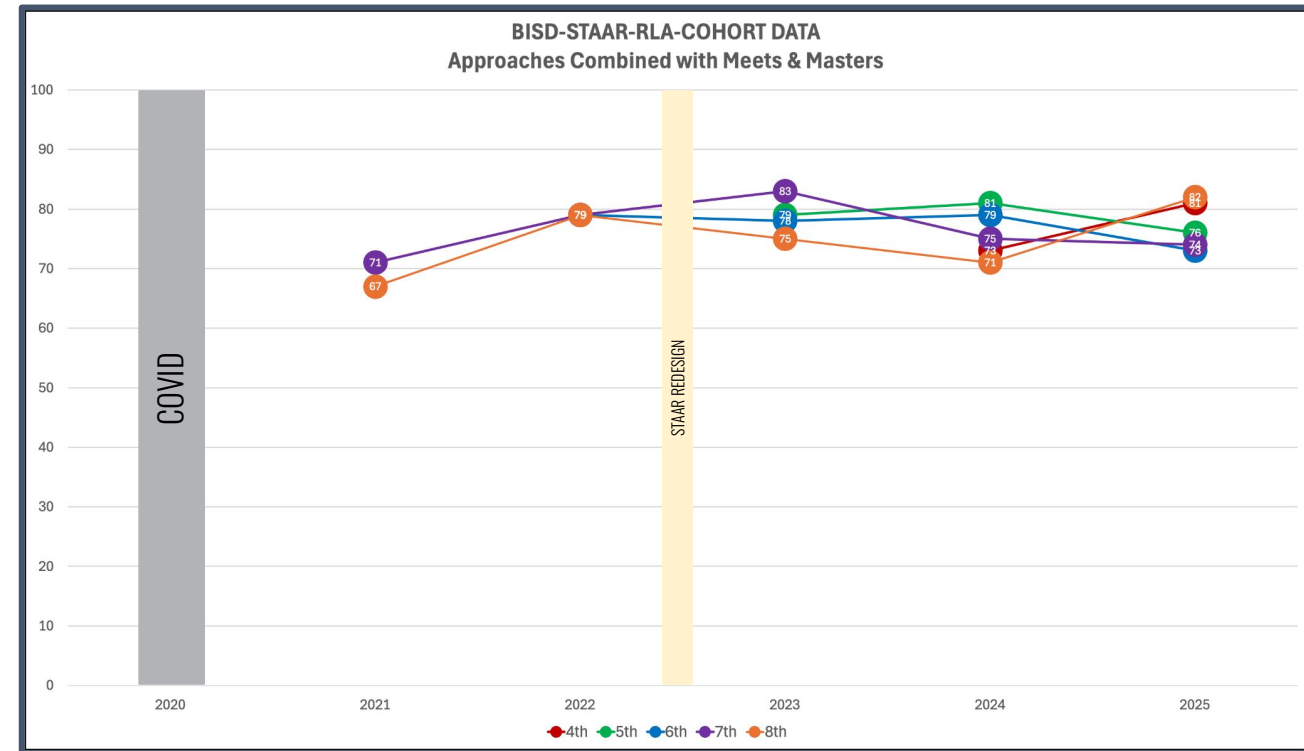
BISD Overtime STAAR Results										
RLA - Grades 3-8 - Approaches combined with Meets & Masters										
RLA	Performance	2019	2020	2021	2022		2023	2024	2025	Change
3	Approaches	79%	COVID	71%	79%	STAAR Redesign	79%	76%	76%	0%
	Meets	48%		41%	50%		50%	47%	49%	2%
	Masters	33%		21%	29%		18%	18%	18%	0%
4	Approaches	77%		67%	79%		78%	81%	81%	0%
	Meets	47%		42%	54%		46%	49%	52%	3%
	Masters	27%		21%	28%		19%	19%	20%	1%
5	Approaches	89%		76%	79%		83%	79%	76%	-3%
	Meets	55%		48%	55%		60%	54%	59%	5%
	Masters	34%		34%	34%		32%	26%	31%	5%
6	Approaches	69%		65%	66%		75%	75%	73%	-2%
	Meets	39%		34%	39%		49%	56%	51%	-5%
	Masters	18%		15%	21%		18%	23%	25%	2%
7	Approaches	76%		67%	81%		79%	71%	74%	3%
	Meets	49%		44%	58%		52%	52%	53%	1%
	Masters	28%		24%	39%		24%	28%	26%	-2%
8	Approaches	87%		71%	82%		85%	81%	82%	1%
	Meets	56%		44%	56%		59%	54%	60%	6%
	Masters	29%		18%	36%		30%	31%	33%	2%



3-8 Reading

6

2025 Reading STAAR Results				
Subject	Performance	BISD	Region	State
3	Approaches	76%	76%	78%
	Meets	49%	48%	52%
	Masters	18%	18%	23%
4	Approaches	81%	80%	81%
	Meets	52%	49%	54%
	Masters	20%	19%	24%
5	Approaches	76%	75%	77%
	Meets	59%	53%	58%
	Masters	31%	25%	30%
6	Approaches	73%	74%	75%
	Meets	51%	49%	54%
	Masters	25%	22%	28%
7	Approaches	74%	72%	74%
	Meets	53%	46%	52%
	Masters	26%	21%	27%
8	Approaches	82%	80%	80%
	Meets	60%	53%	57%
	Masters	33%	27%	31%





Science & Social Studies

BISD Overtime STAAR Results										
Science and Social Studies - Approaches combined with Meets & Masters										
Grade/Subject	Performance	2019	2020	2021	2022		2023	2024	2025	Change
5 Science	Approaches	83%	COVID	69%	65%	STAAR Redesign	67%	56%	64%	8%
	Meets	58%		36%	36%		36%	26%	28%	2%
	Masters	33%		18%	17%		17%	9%	10%	1%
8 Science	Approaches	87%		71%	71%		76%	70%	73%	3%
	Meets	56%		48%	43%		49%	44%	45%	1%
	Masters	27%		24%	21%		17%	17%	13%	-4%
8 Social Studies	Approaches	71%		66%	59%		64%	55%	53%	-2%
	Meets	73%		29%	30%		34%	25%	26%	1%
	Masters	48%		47%	46%		18%	11%	12%	1%



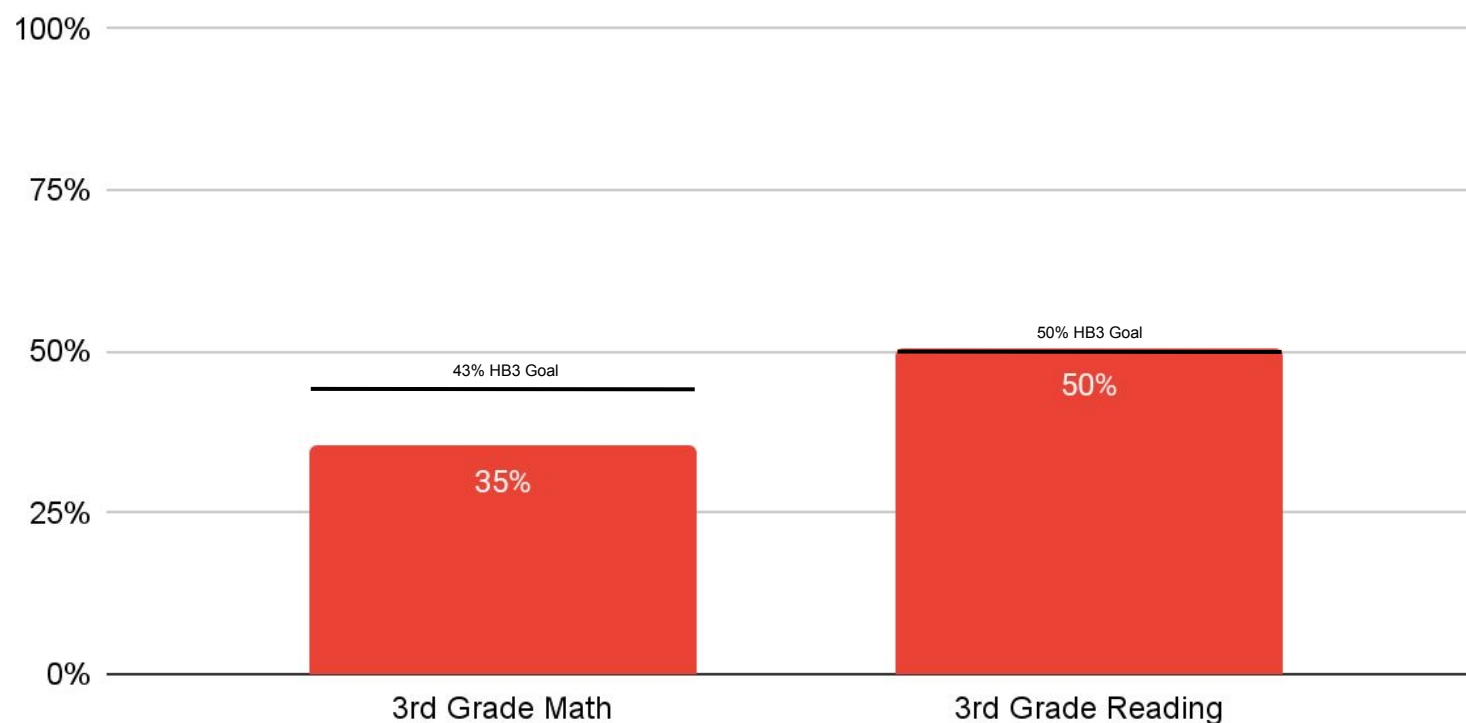
Science & Social Studies

2025 Reading STAAR Results				
Subject	Performance	BISD	Region	State
5 Science	Approaches	64%	61%	64%
	Meets	28%	25%	29%
	Masters	10%	9%	12%
8 Science	Approaches	73%	69%	72%
	Meets	45%	41%	46%
	Masters	13%	14%	18%
8 Social Studies	Approaches	53%	51%	55%
	Meets	26%	25%	30%
	Masters	12%	12%	16%



HB3 Math & Reading

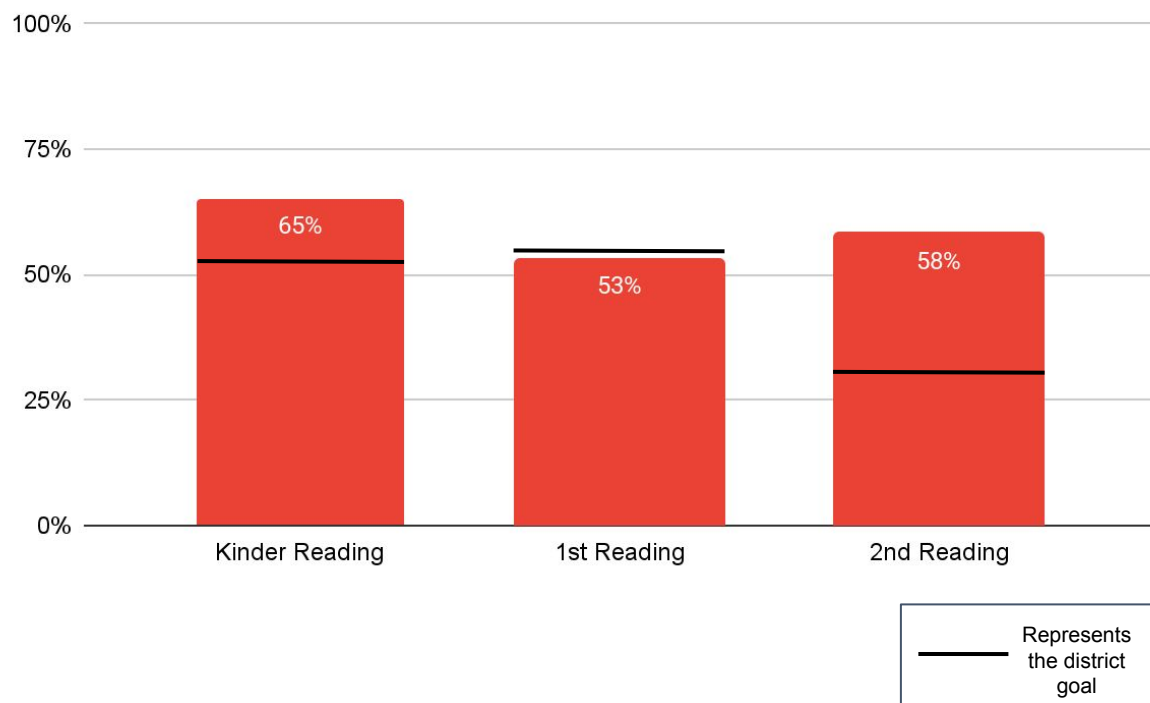
HB3 Math and Reading Meets to include Masters



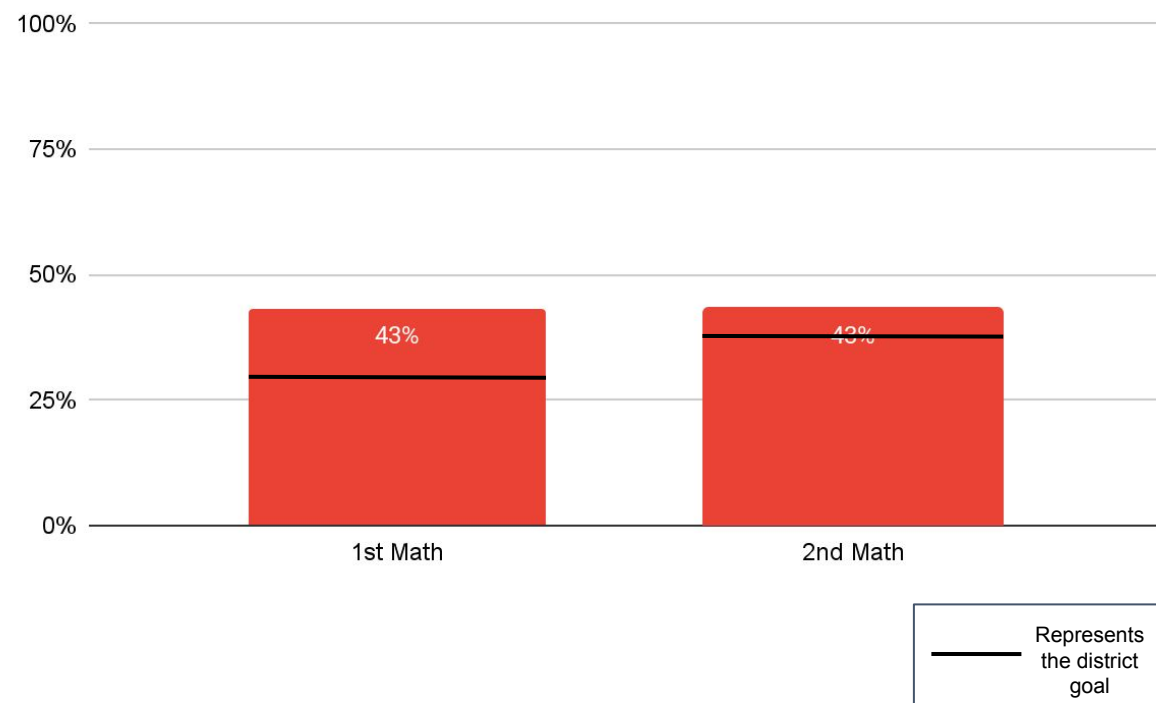


HB3 Early Indicators

HB3 Reading Early Childhood
% Met Standard on Star Renaissance



HB3 Math Early Childhood
% Met Standard on Star Renaissance

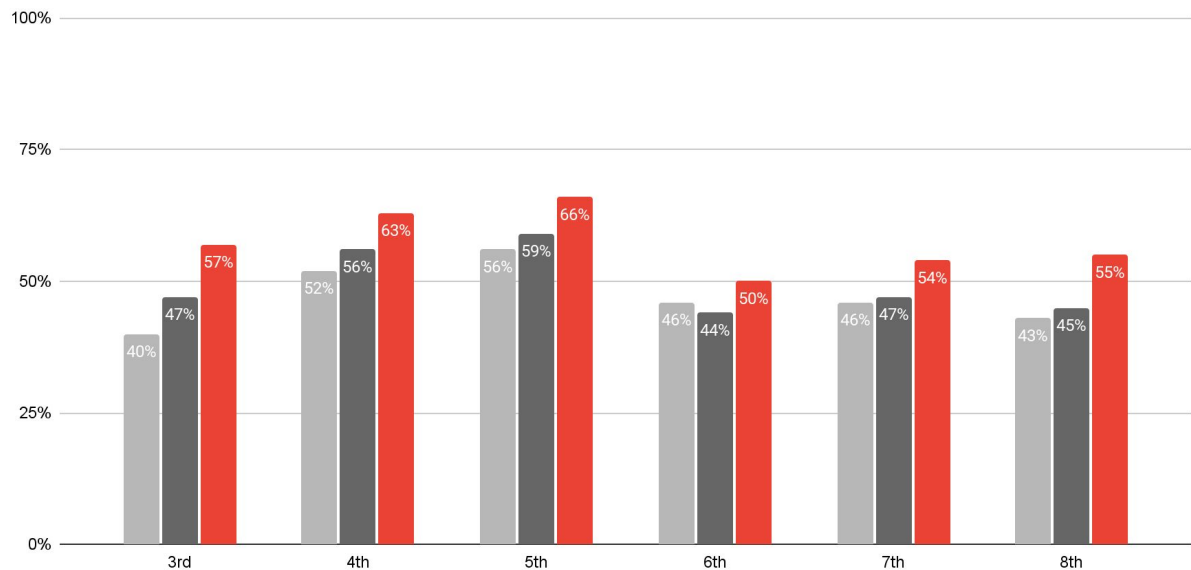




Star Renaissance

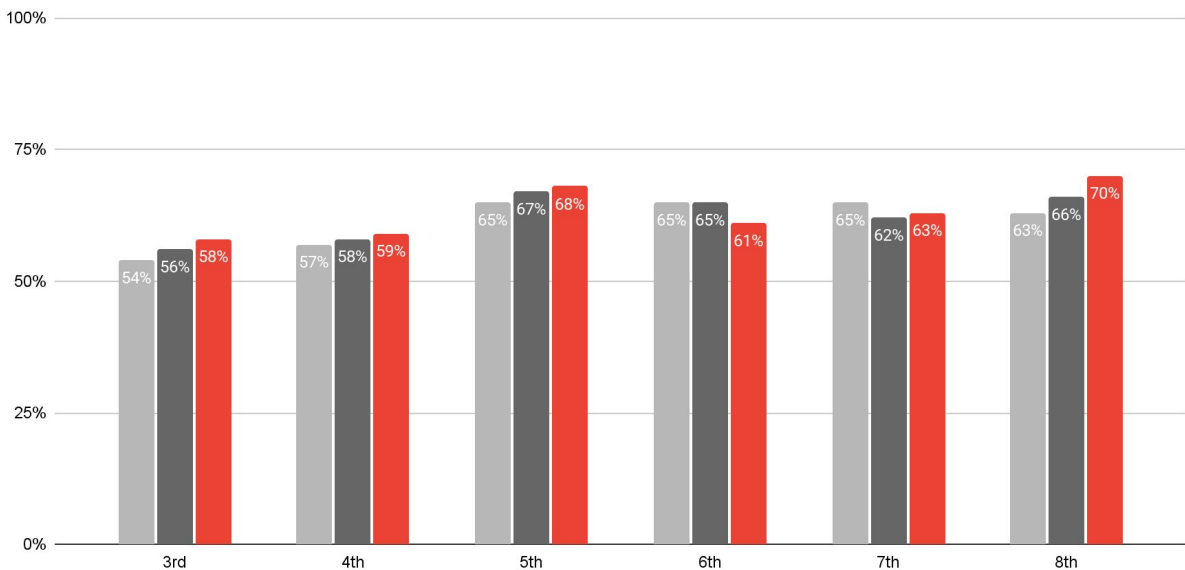
Math Star Renaissance
% Met Standard

BOY MOY EOY



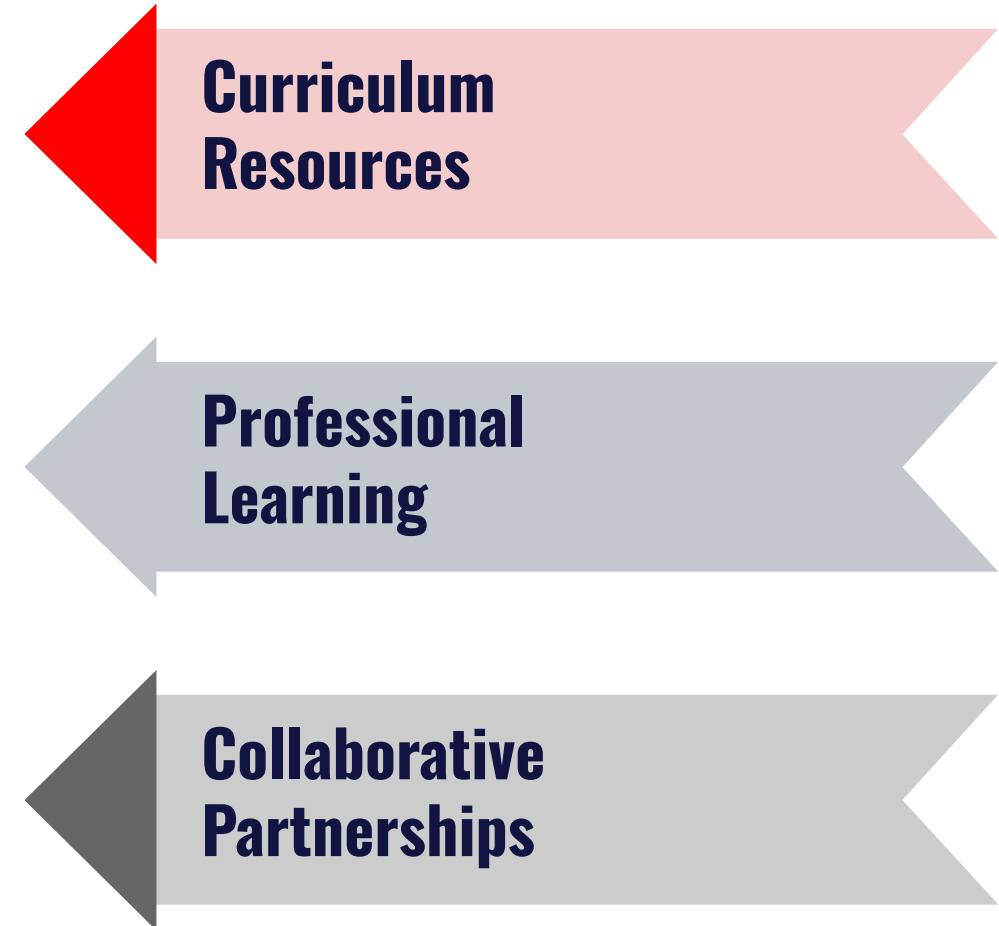
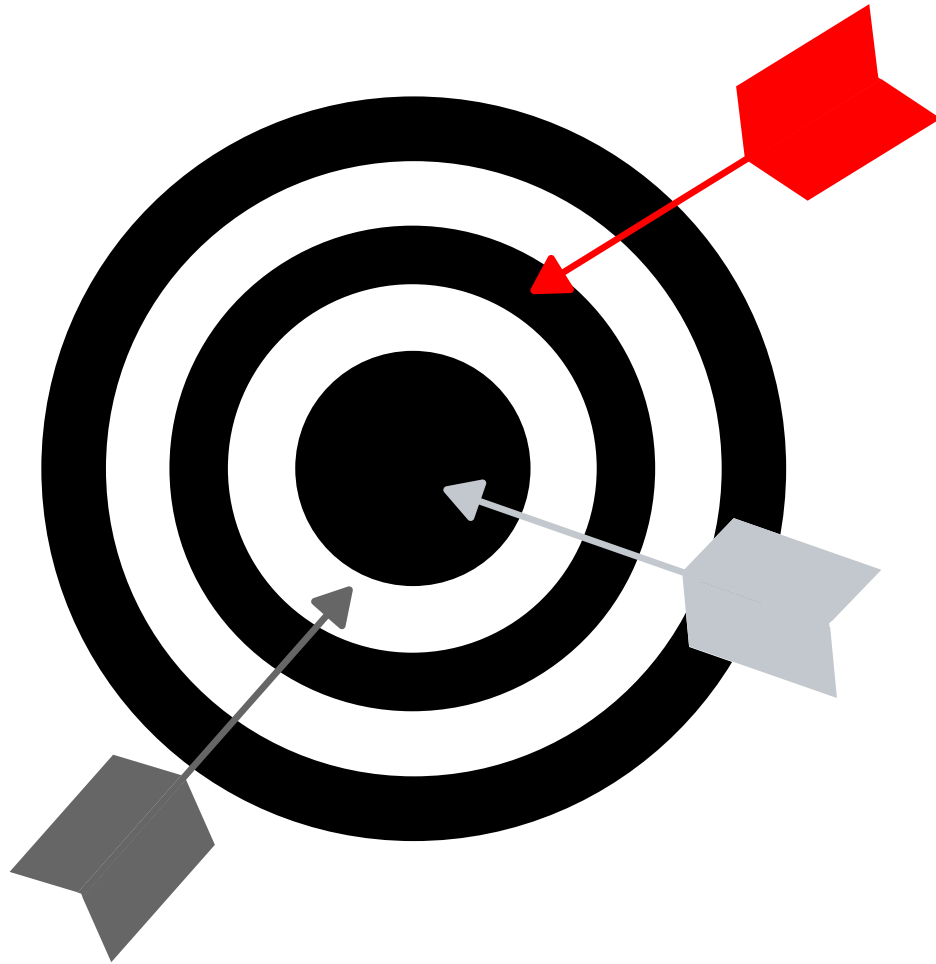
Reading Star Renaissance
% Met Standard

BOY MOY EOY



* Data Source: May 2025 Star Renaissance

Targeted Support



Questions

