

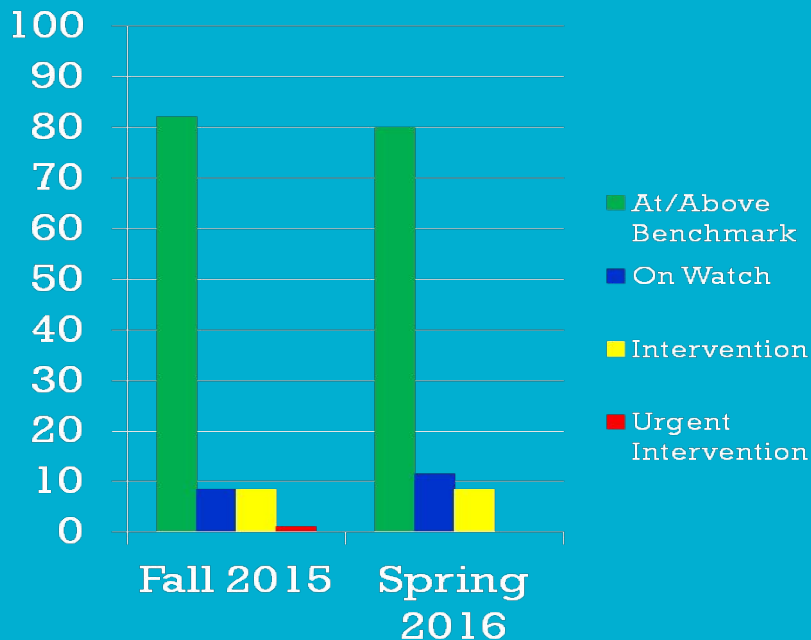
Pleasantdale Middle School

LTHS First Semester Data
Class of 2016

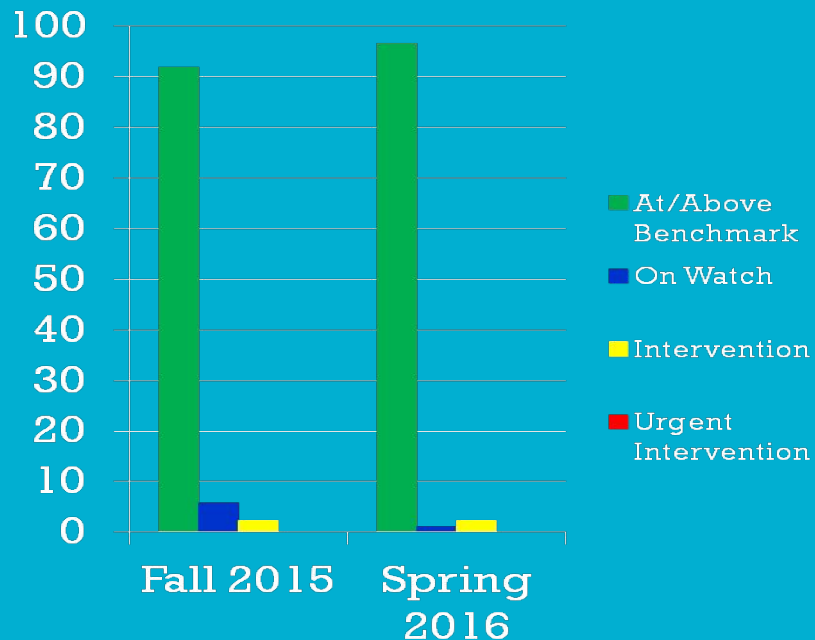



Class of 2016 STAR Data

STAR READING



STAR MATH





LYONS TOWNSHIP

HIGH SCHOOL DISTRICT 204

"Vita Plena, the quest for the fulfilling life."

LTHS Course Selection Process 2016

- Current Course Placement
- STAR/MAP Test Data
- Teacher Review of LTHS Recommendations
- Parent/Student Request

LTHS English Placement

Course	% of Pleasantdale Students	% of All Feeder Schools
English I Accel Lev IV	38.9%	39.5%
English I Honors Lev V	35.5%	31.2%
English I Prep Humanities Lev III	3.3%	7.2%
English I Prep	16%	21.2%

LTHS English Grades

Course	A	B	C	D	F	I	W
English I Accel Lev IV	9	20	5	1			
English I Honors Lev V	16	12	4	0			
English I Prep Humanities Lev III	1	0	1	1			
English I Prep Lev III	4	11	2	0			

LTHS Math Placement

Course	% of Pleasantdale Students	% of All Feeder Schools
Adv. Algebra Honors Lev V	11.1%	2.7%
Algebra Accelerated Lev IV	46.6.1%	40.9%
Algebra Prep Lev III	15.5%	22.5%
Geometry Accelerated Lev IV	16.6%	14.2%
Geometry Honors Lev V	9.9%	17.7%
Geometry Prep Lev III		.5%

LTHS Math Grades

Course	A	B	C	D	F	I	W
Adv. Algebra Honors Lev V	6	3					
Algebra Accelerated Lev IV	17	13	12				
Algebra Prep Lev III	2	7	4		1		
Geometry Accelerated Lev IV	3	9	3				
Geometry Honors Lev V	2	4	2	1			
Geometry Prep Lev III							

LTHS Humanities Placement

Course	% of Pleasantdale Students	% of All Feeder Schools
World History Prep Lev III	3.6%	6.7%
World History Lev III	95.3%	91.4%

LTHS Humanities Grades

Course	A	B	C	D	F	I	W
World History Prep Lev III		2		1			
World History Lev III	43	28	6	3			

LTHS Science Placement

Course	% of Pleasantdale Students	% of All Feeder Schools
Biology Accel Lev IV	71.6%	70.5%
Biology Prep Lev III	23.8%	18.7%
Physical Science	4.4%	10.3%

LTHS Science Grades

Course	A	B	C	D	F	I	W
Biology Accel Lev IV	25	24	11	2			
Biology Prep Lev III	9	10	1	1			
Physical Science	3		1				

LTHS World Language Placement – Spanish

Course	% of Pleasantdale Students	% of All Feeder Schools
Spanish I Accelerated Lev IV	2.6%	6.7%
Spanish I Prep Lev III	7.8%	9.7%
Spanish II Accelerated Lev IV	48.7%	32.7%
Spanish II Prep Lev III	22.3%	18.6%
Other Languages	18.2%	31.7%

LTHS World Language Grades – Spanish

Course	A	B	C	D	F	W	I
Spanish I Accelerated Lev IV	1	1					
Spanish I Prep Lev III	2		3	1			
Spanish II Accelerated Lev IV	18	16	2				
Spanish II Prep Lev III	9	6	2				

LTHS 2016/17 Freshman Survey



LTHS 2016/17 Freshman Survey

- Conducted by School Perceptions following First Semester.
- First time conducted in recent years.
- Sent via email to graduates at the various districts.
- 194 students from the various feeder schools completed the survey, approximately 19% of the Freshman Class.
- 31 out of 96 Graduates completed the survey from Pleasantdale, 31%
 - 21 Females - 67.7%
 - 10 Males - 32,25%
 - 87.09% attended Pleasantdale School District for 6 or more years

Curriculum/Programs

How well were you prepared for these following subjects for high school?

Subject	Great (4)	Good (3)	Fair (2)	Poor (1)	107 Ave	204 Ave
Math	41.93%	41.93%	16.12%		3.25	3.32
Social Studies	41.93%	32.35%	16.12%	6.45%	3.13	3.33
LA	35.48%	45.16%	16.12%	3.22%	3.12	3.11
Science	26.66%	46.66%	16.66%	3.33%	2.97	3.03
World Language	35.48%	33.58%	25.8%	6.45%	2.96	2.96
Tech	32.48%	22.58%	25.8%	6.45%	2.78	3.13

Learning at Middle School

	Always (4)	Usually (3)	Sometimes (2)	Never (1)	107 Ave	204 Ave
I felt successful at school	46%	50%	4%		3.41	3.4
I felt comfortable participating in class	46%	33%	21%		3.25	3.29
Teachers provided help when needed	58%	33%	8%		3.5	3.42
I had access to technology	63%	35%	13%		3.5	3.72
My classes challenged me	8%	42%	42%	8%	2.5	2,64

Learning at Middle School

—	Always (4)	Usually (3)	Sometimes (2)	Never (1)	107 Ave	204 Ave
My teachers were interested in my thoughts/opinions	29%	50%	21%		3.08	3.14
My classes were interesting		58%	42%		2.58	2.62
Teachers explained things clearly	33%	50%	17%		3.16	3.11
I had access to technology	63%	35%	13%		3.5	3.72

Life at Middle School

	Always (4)	Usually (3)	Sometimes (2)	Never (1)	107 Ave	204 Ave
There was at least one adult I could talk with about personal problems	50%	21%	7%	14%	3.15	3.37
I felt safe at school	50%	36%	7%	4%	3.37	3.58
I was respected and treated fairly	46%	29%	14%	7%	3.18	3.45
My school did a good job of preventing and addressing bullying	14%	43%	32%	7%	2.66	3.15

Learning at High School

	Strongly Agree (5)	Agree (4)	Disagree (2)	Strongly Disagree(1)	107 Ave	204 Ave
I feel my classes are at the right level, based on ability	58%	38%	4%		4.5	4.41
I am taking classes that were recommended for me by LTHS	46%	29%	17%		4.13	4.21
I feel comfortable participating in classes	29%	63%	8%		4.12	4.28
I feel comfortable asking for help	33%	63%	4%		4.25	4.22

Life at High School

	Strongly Agree (5)	Agree (4)	Disagree (2)	Strongly Disagree(1)	107 Ave	204 Ave
I feel like a belong at this school	38%	54%		4%	4.33	4.56
I have friends at school	58%	33%	8%		4.41	4.66
I am involved in sports and activities	63%	25%	4%	4%	4.43	4.37
I know how to keep my materials organized	58%	38%			4.60	4.36
I know how to resolve conflict in a healthy way	21%	75%	4%		4.43	4.37

Overall Preparedness

How would you rate your preparedness for high school in the following areas:

	Great (4)	Good (3)	Fair (2)	Poor (1)	107 Ave	204 Ave
Academics	54%	38%	8%		3.45	3.45
Study Skills	33%	33%	25%	8%	2.91	2.98
Technology	67%	25%	8%		3.58	3.45
Time Management	25%	42%	29%	4%	2.87	2.98
Stress Management	8%	33%	38%	17%	2.37	2.56

Overall Preparedness

How would you rate your preparedness for high school in the following areas:

	Great (4)	Good (3)	Fair (2)	Poor (1)	107 Ave	204 Ave
Public Speaking	13%	29%	46%	8%	2.47	2.67
Research	21%	63%	13%	4%	3.0	3.15
Group Work/ Collaboration	46%	42%	13%		3.33	3.32
Overall prepared to make transition to HS	26%	61%	13%		3.13	3.26

Needed Adjustments for High School

	Pleasantdale	All Freshman
Getting up Early	68%	59%
Managing my Time	41%	50%
Keeping up with homework/workload	27%	42%
Finding Classes	41%	35%
Fitting in with new people	41%	31%
Keeping organized	18%	28%
Higher Expectations	32%	27%
Figuring out the schedules	18%	24%

Suggestions and Comments from Students

- Add activities to address time management skills and study skills
- Teach stress management skills
- More presentations and public speaking. Present to people you do not know.
- Quicker typing skills would be helpful
- Greater access to advanced level programs. Only allowed entry at a very young age
- The double-accelerated program was not ideal.....learning over the summer led to difficulties.
- English was a lot harder in Middle School
- I felt math class prepared me very well for geometry and algebra 2
- I got more homework in Middle School than High School

What are the Best Things about High School

- Being able to use backpacks and phones
- Variety of courses, activities, and meeting new people.
- Diversity in students
- Interesting electives
- Definitely classes and friends
- All the sports available
- Picking my hobbies as electives
- Many new people. Pretty much everything!

Year-End Highlights & Accomplishments

88% of the Pleasantdale Class of 2016 were recognized as LTHS Honor Roll Students for at least **1 Semester**

76% of the Pleasantdale Class of 2015 were recognized as LTHS Honor Roll Students for **Both Semesters**

Year-End Highlights & Accomplishments

52% of the Pleasantdale Class of 2016 Participated in LTHS Athletics

17 Students were 2 Sport Athletes, 3 were 3 Sport Athletes

51% of the Pleasantdale Class of 2016 Participated in Clubs

2 Students were in 4 Clubs, 2 in 3 Clubs, 12 in 2 Clubs

3 Students were involved in Snowball Activities (Prevention)

Study Limitations

- Recommended Placement vs. Final Placement in classes at LT not tracked
- Limited number of students participating in the survey - 31% of Pleasantdale, 19% of all 204 feeder schools
- Challenges reaching former students
- No data from private/other school placements
- Student performance levels not tracked/common for entry data
- Limited data on other factors impacting success

Recommendations

- Increased articulation/observations with LTHS Freshman Classes and instructors
- Increased communication and sharing of resources by LTHS regarding Freshman Courses - course syllabus, learning styles and expectations (writing)
- Continued articulations with Feeder schools to better align curriculum and share best practices
- Freshman Survey conducted in school by LTHS

Recommendations

- Provide students with greater opportunities for public speaking in all classes
- Provide greater support and education SEL programs targeting:
 - Stress Management
 - Positive Communication and Interactions/Conflict Management
 - Time Management and Study Skills

Recommendations

- Look further at classroom rigor and expectations, align with LTHS expectations for homework, writing rubrics, etc.
- Explore greater participation with LTHS on curriculum committees/workshops in common instruction areas:
Spanish 1 and Algebra
- Explore the possibility of a District Curriculum Council
- Continue with LT visit day, presentations by Alumni

**Congratulations to Pleasantdale's
Class of 2016 – the LTHS Class of 2020**

Questions?