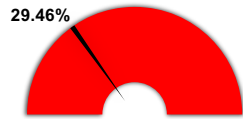


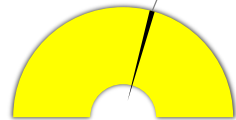
Educational | Operations and Maintenance | Transportation | IMRF | Working Cash | Tort

For the Period Ending February 28, 2022

Projected Year-End Balances
as % of Budgeted Revenue

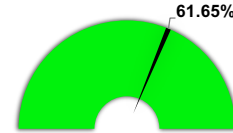


Actual YTD Revenues
57.63%



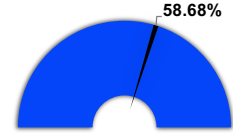
Projected YTD Revenues
61.40%

Actual YTD Local Sources



Projected YTD Local Sources
61.80%

Actual YTD State Sources



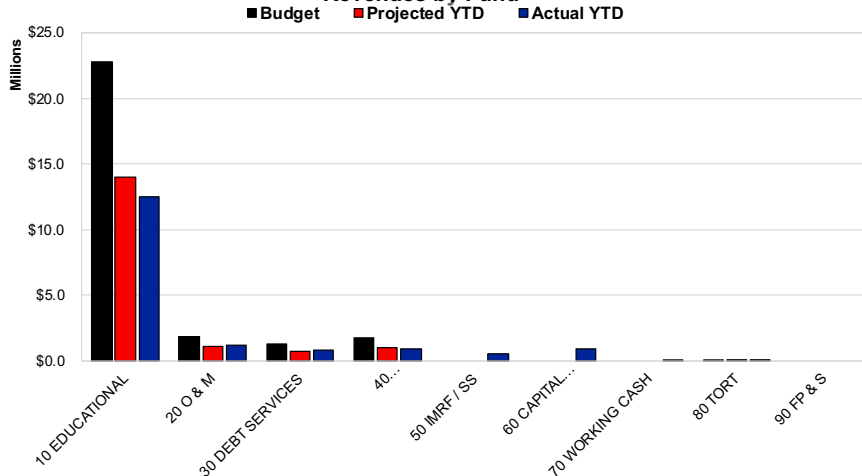
Projected YTD State Sources
62.05%

All Funds | Top 10 Sources of Revenue YTD

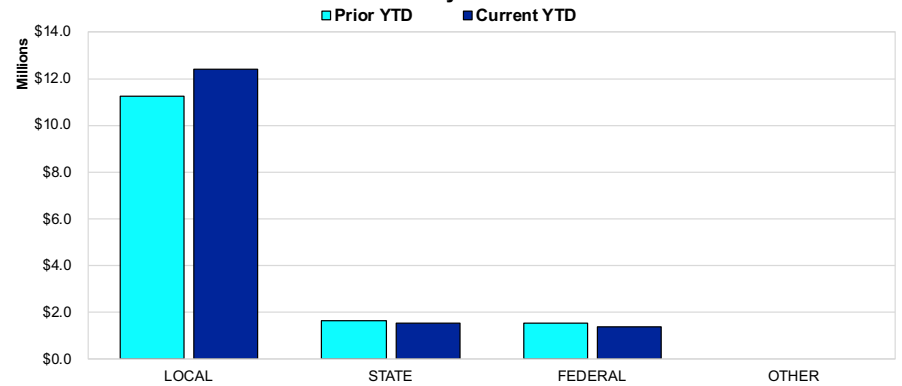
Ad Valorem Taxes	\$12,630,477
Unrestricted Grants-in-Aid	\$1,174,572
Other Revenue from Local Sources	\$1,142,275
Food Service	\$599,483
Restricted Grants-In-Aid Received from the Federal Govt Thru	\$401,400
State Transportation Reimbursement	\$259,659
Federal Special Education	\$238,178
Textbook Income	\$148,830
Title I	\$135,664
Payments in Lieu of Taxes	\$94,261

Percent of Total Revenues Year-to-Date 99.03%

Revenues by Fund



Revenues by Source



Revenues by Source

