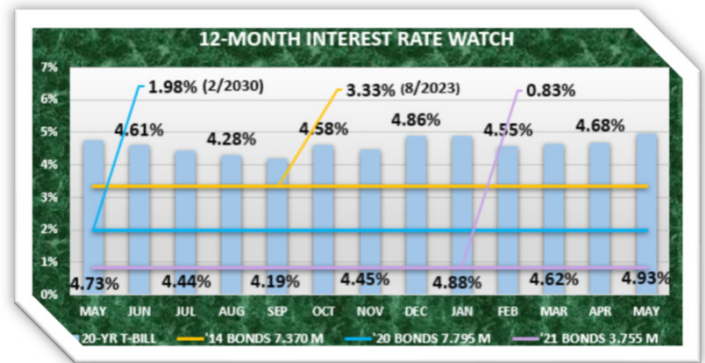
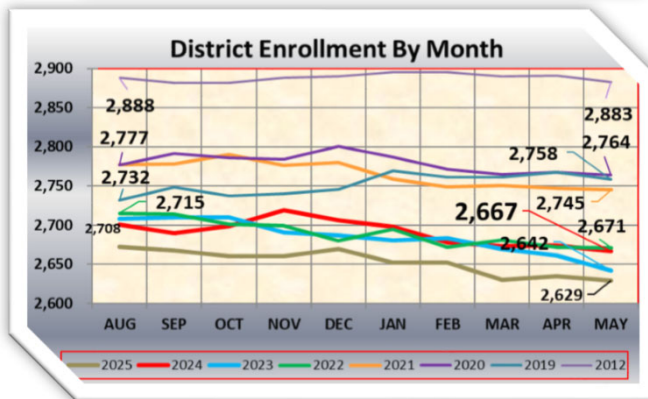
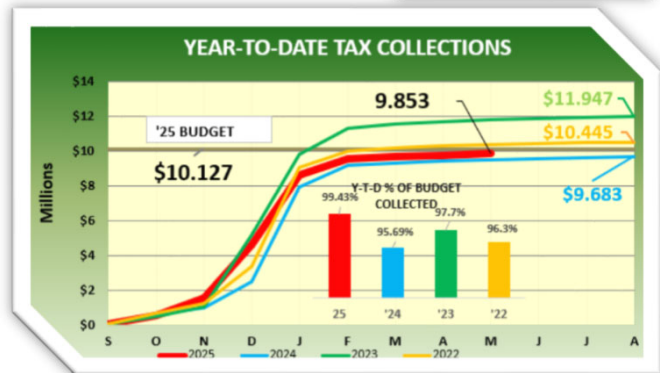
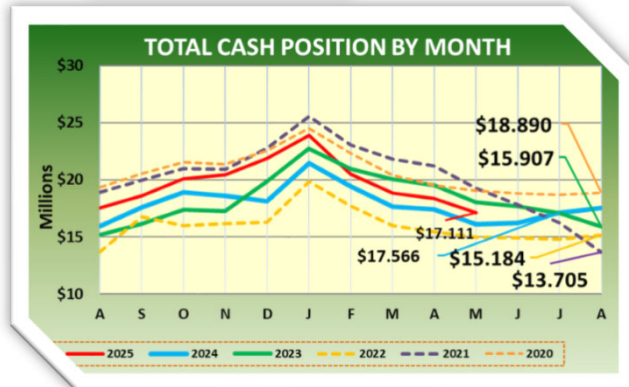
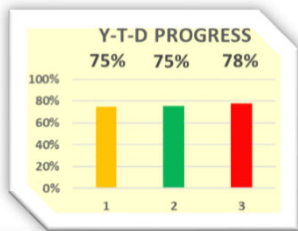


**FY25 STATE AID EARNED**  
As of April 23, 2025  
**STATE EARNED**  
**\$19,506,521**  
COMPARED TO BUDGET  
**\$18,920,000**

# GATESVILLE ISD

## VITAL SIGNS

May 31, 2025



**ENROLLMENT BY GRADE (May 31)**

	EE	PK	KD	1	2	3	4	5	6	7	8	9	10	11	12
2020	19	47	212	190	203	212	207	216	201	233	197	240	206	193	188
2021	14	66	215	211	181	195	213	214	210	200	220	202	227	193	184
2022	19	75	178	218	202	196	185	210	203	207	203	228	171	195	181
2023	22	88	185	187	212	203	184	192	209	210	201	201	202	164	182
2024	31	82	194	214	205	203	211	185	201	203	201	203	178	201	155
2025	39	81	177	193	204	205	196	210	182	192	201	193	188	171	197

ENROLLMENT CHANGE FROM LAST MONTH: -6														ENROLLMENT CHANGE FROM LAST YEAR: -38															
EE	PK	KD	1	2	3	4	5	6	7	8	9	10	11	12	EE	PK	KD	1	2	3	4	5	6	7	8	9	10	11	12
2	-1	-2	1	-2	-1	0	0	-1	-1	0	0	0	-1	0	8	-1	-17	-21	-1	2	-15	25	-19	-11	0	-10	10	-30	42
PRI: -1			ELE: -2			INT: -1			JH: -1		HS: -1			PRI: -10			ELE: -20			INT: -9			JH: -11		HS: +12				

**2024-2025 ATTENDANCE BY GRADE LEVEL (AUG 8 - MAY 31)**

GRADE:	EE	PK	K	1	2	3	4	5	6	7	8	9	10	11	12	GISD
MAY	90.22%	92.30%	94.24%	95.79%	96.21%	94.82%	95.54%	95.43%	95.42%	94.47%	94.83%	93.02%	91.31%	90.74%	85.28%	93.61%
+/- APR	93.50% (+0.22%)			95.60% (+0.08%)			95.46% (-0.47%)			94.65% (-0.55%)			90.03% (-2.25%)			(-0.89%)
CAMPUS	PRIMARY			ELEMENTARY			INTERMEDIATE			JUNIOR HIGH			HIGH SCHOOL			GISD
Y-T-D	89.67%	93.20%	94.38%	95.19%	96.03%	95.27%	95.41%	94.92%	95.10%	94.80%	94.23%	92.30%	93.13%	92.66%	91.66%	94.20%
+/- '25	93.74% (+0.53%)			95.51% (+0.53%)			95.14% (+0.09%)			94.51% (+0.61%)			92.42% (-0.68%)			(+0.09%)
CAMPUS	PRIMARY			ELEMENTARY			INTERMEDIATE			JUNIOR HIGH			HIGH SCHOOL			GISD