



## Board of Education

---

**TO:** West Chicago District 33 Board of Education  
**FROM:** Director of Assessment & Accountability, Cathy Park  
**DATE:** June 18, 2025  
**RE:** Monthly Chronic Absenteeism Report

### This memo is:

- ☒ Information only.  
☐ Information with a recommendation and a request for Board approval by vote.

Date by which a Board decision is needed: \_\_\_\_\_

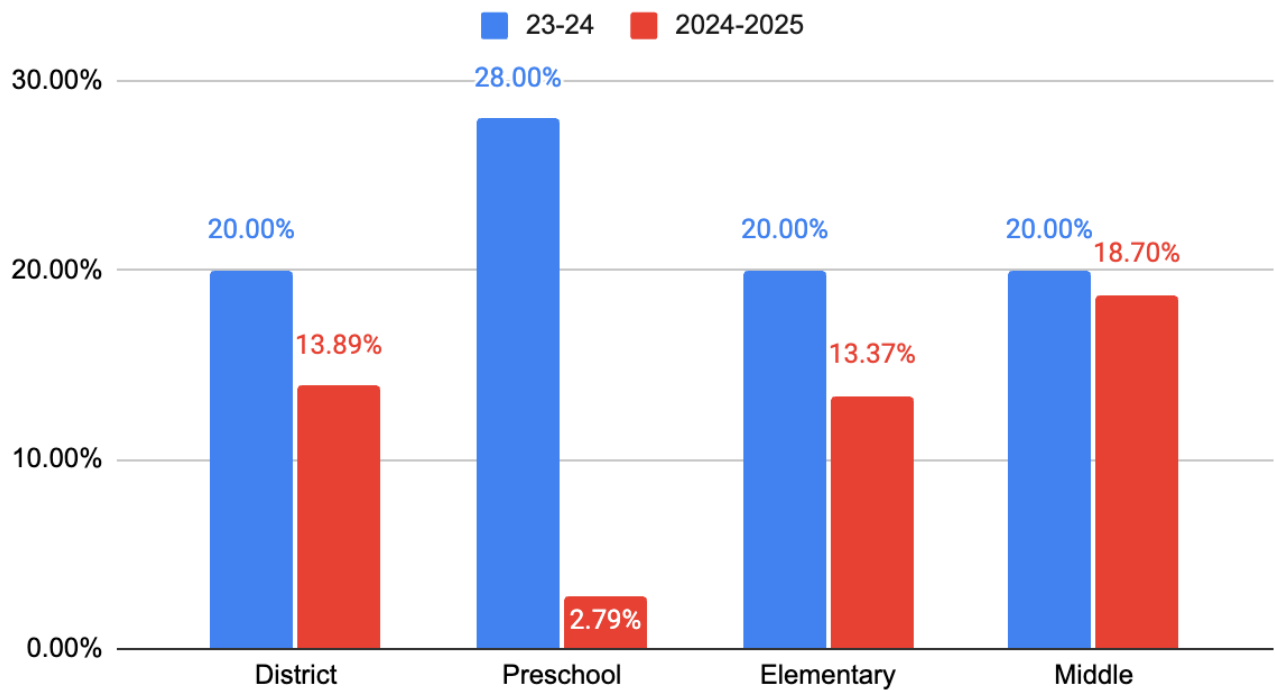
Previous memos on this topic can be found:

- ☐ in previous Board packet(s) dated. \_\_\_\_\_  
☐ or attached to this memo

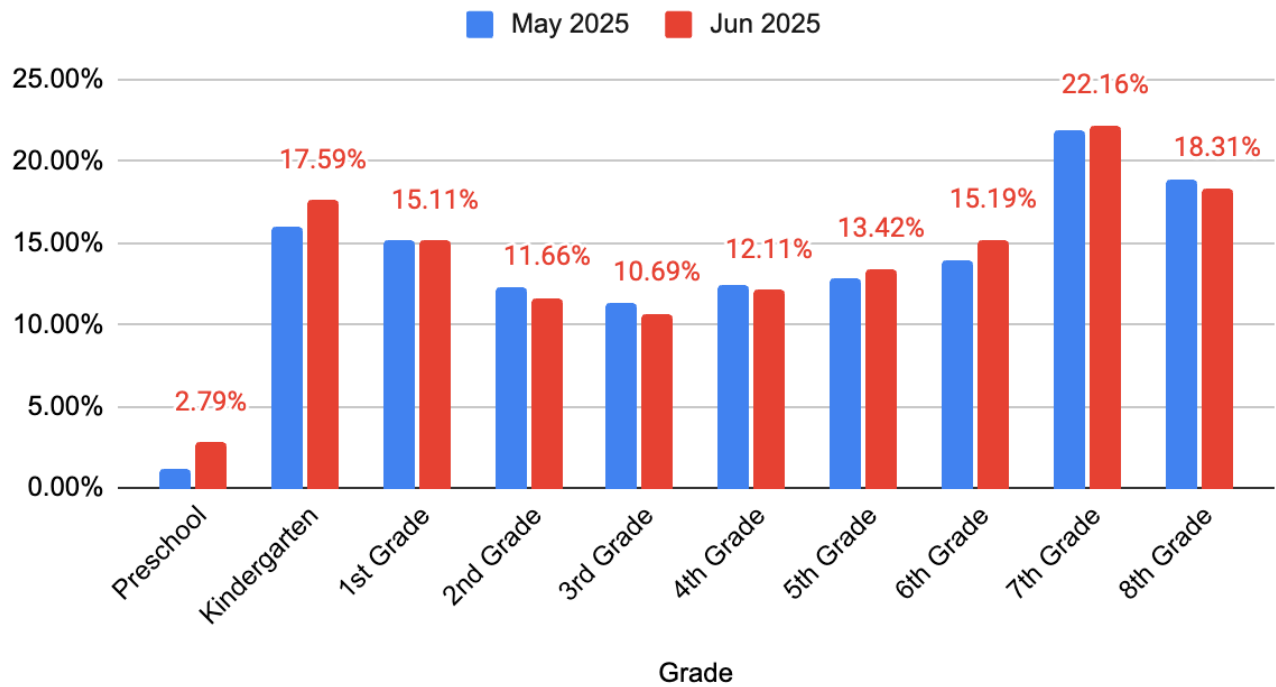
<b>Basic information:</b>
As of June 12, 2025, we have been in school for 172 days. Districtwide chronic absenteeism is at 13.89% (total of 456 students), which is a slight increase from last month's report. When comparing chronic absenteeism from last year, we are down almost 7%. The building attendance teams and family liaisons have been working with families to get the students to school as much as possible as well as providing resources for families.
Students missing 10% or more of the school days are considered chronically absent. These percentages include both excused and unexcused absences. Please see the following charts for a breakdown by grade level bands as well as each grade level (comparing last month to this month).
School attendance teams continue to meet in each school. Assistant principals are working with the teams to track and monitor student attendance at the building level. The teams are actively working with monitoring the attendance, informing families if there is an attendance concern, and taking the time to support families as needed so students can come to each day. They also continue to implement school-wide attendance incentives to promote perfect attendance.
As we look ahead to the 2025-2026 school year, we will be working with building attendance teams to proactively work with families to promote daily attendance in schools as well as provide support for families as needed.
<b>Background or historical information:</b>
Our school report cards was published on October 30, 2024. Based on the Illinois School Report Card, District 33 had a rate of 19.6% in chronic absenteeism compared to the state average of 26.3%. Our truancy rate was 13.9% whereas the state average was 20%.
<b>Previous decisions, actions, or parameters that relate to this topic or issue:</b>
<b>Recommendations:</b>

Other questions? What else does the Board wish to know?:

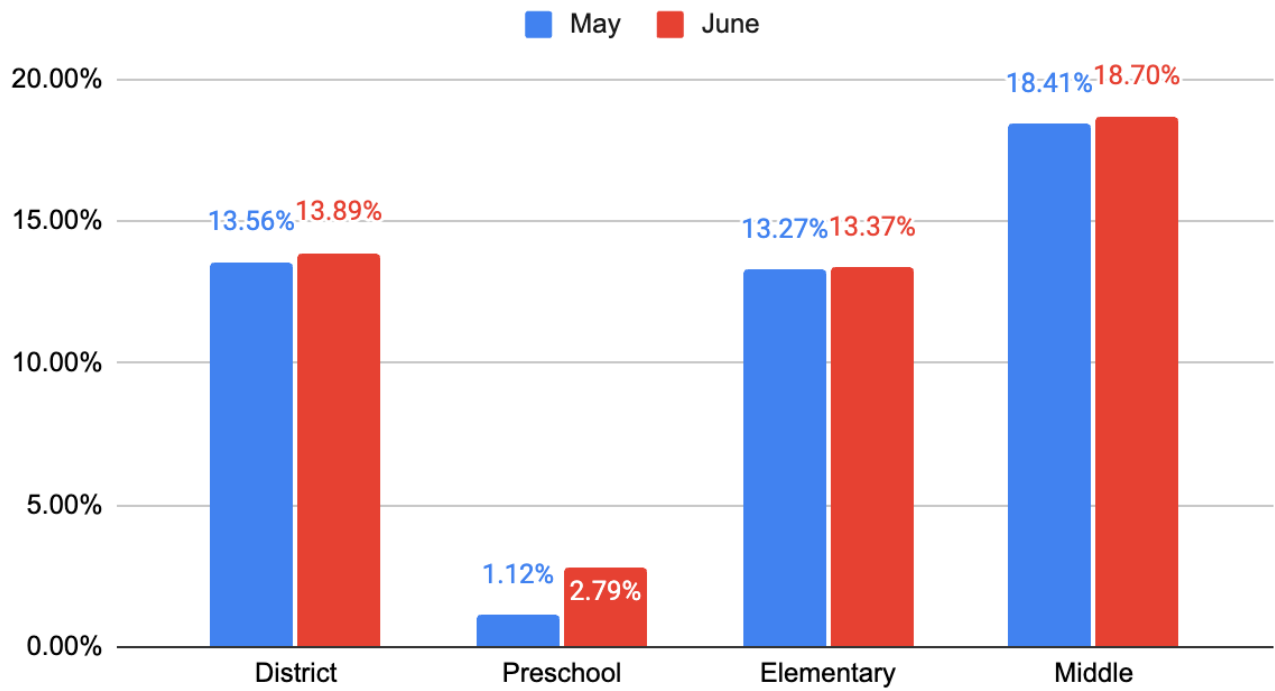
## Chronic Absenteeism (Last year v This year)



## Chronic Absenteeism by Grade Level



## Chronic Absenteeism by Level (May v June 2025)



## Chronic Absenteeism by Grade

